INDEX

INDEX

INDEX

INDEX

INDEX

INDEX

INDEX

INDEX

1001# FMS 彈性化/肯倍得式精密機械虎鉗 COMPACT MACHINE VISE

FMS·Mechanical 彈性化/機械型

- 肯倍得式精密機械虎鉗，適用立、臥式綜合切削加工機FMS系統做精密切削加工。
- 夾緊系統：螺桿夾緊。
- 強而有力材質～虎鉗本台使用高抗張拉力球狀石墨化鑄鐵（FCD600～60kgs/mm²）（80,000psi）抗張力強，不易變形。
- Max.opening capacity and compact in total length. Particularly suitable for machining centers.
- Clamping system: Lead screw.
- Rigid material-ductile iron FCD600 JIS (Equal to GGG-60) with 60kgs/mm² or 80,000psi tensile strength.

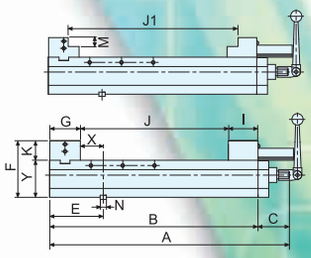

PAT. 螺桿夾緊，精度極高，適用於中輕切削加工

訂購編號 Order No	型號 Model	A	B	C	D	E	F	G	I	J / J1	K	M	N	X	Y	淨重 N.W.	毛重 G.W.	裝箱尺寸 Shipment Size
10000100	VCV-100V	398	300	98	101	124	130	78	64	155 / 213	45	25	18	45	85	21	23	600×210×185
10000130	VCV-130V	508	410	98	131	149	147	83	74	250 / 315	52	30	18	65	95	38	40	660×240×200
10000160	VCV-160V	573	475	98	161	152	160	86	86	300 / 370	55	30	18	65	105	57	60	760×280×205
10000200	VCV-200V	653	555	98	201	194	170	100	97	350 / 426	60	30	18	92	110	87	90	840×325×230
10000250	VCV-250V	903	805	98	251	402.5	193	124	124	550 / 650	78	40	22	276.5	115	150	166	1045×410×330

1002# FMS 彈性化/肯倍得式精密油壓虎鉗 COMPACT HYDRAULIC VISE

FMS·Hydraulic 彈性化/油壓型

- 肯倍得式精密油壓虎鉗，適用立、臥式綜合切削加工機FMS系統做重切削加工。
- 夾緊系統：機械式 / 油壓式。
- 強而有力材質～虎鉗本台使用高抗張拉力球狀石墨化鑄鐵（FCD600～60kgs/mm²）（80,000psi）抗張力強，不易變形。
- Max.opening capacity and compact in total length. Particularly suitable for machining centers.
- Clamping system: Mechanical / Hydraulic.
- Rigid material-ductile iron FCD600 JIS (Equal to GGG-60) with 60kgs/mm² or 80,000psi tensile strength.

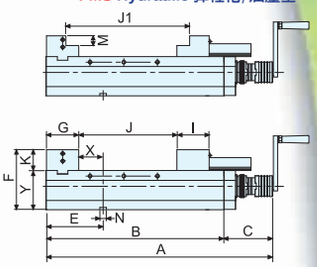

PAT. 油壓夾緊力大且穩定，適用於超重切削精密加工

訂購編號 Order No	型號 Model	A	B	C	D	E	F	G	I	J / J1	K	M	N	X	Y	最大夾緊力 Limit. Pressure	淨重 N.W.	毛重 G.W.	裝箱尺寸 Shipment Size
10010130	VHV-130V	545	410	135	131	149	147	83	74	210 / 275	52	30	18	65	95	72KN(7056kgf)	40	42	660×240×200
10010160	VHV-160V	610	475	135	161	152	160	86	86	300 / 370	55	30	18	65	105	77KN(7546kgf)	59	62	760×280×205
10010200	VHV-200V	690	555	135	201	194	170	100	97	350 / 426	60	30	18	92	110	82KN(8036kgf)	90	93	840×325×230
10010250	VHV-250V	940	805	135	251	402.5	193	124	124	550 / 650	78	40	22	276.5	115	90KN(8820kgf)	153	170	1045×410×330

1003# FMS 彈性化/肯倍得式精密高倍力機械增壓虎鉗 COMPACT POWER VISE

FMS·Power 彈性化/高倍力型



- 角固式肯倍得式精密倍力機械增壓虎鉗，適用立、臥式綜合切削加工機做精密機械加工機做精密切削加工。並設計有夾持力顯示功能，可知夾持力之大小。
- 夾緊系統：高倍力式 / 機械增壓。
- 強而有力材質～虎鉗本台使用高抗張拉力球狀石墨化鑄鐵（FCD600～60kgs/mm²）（80,000psi）抗張力強，不易變形。
- Max.opening capacity and compact in total length. Particularly suitable for machining centers.
- Clamping system: Mechanical power.
- Rigid material-ductile iron FCD600 JIS (Equal to GGG-60) with 60kgs/mm² or 80,000psi tensile strength.

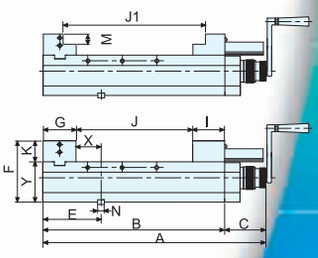

PAT. 高倍力機械增壓夾緊力大且穩定，適用於超重切削精密加工

訂購編號 Order No	型號 Model	A	B	C	D	E	F	G	I	J / J1	K	M	N	X	Y	最大夾緊力 Limit. Pressure	淨重 N.W.	毛重 G.W.	裝箱尺寸 Shipment Size
10040100	VQV-100V	406	300	106	101	124	130	78	64	155 / 213	45	25	18	45	85	41KN(4018kgf)	22	24	600×210×185
10040130	VQV-130V	516	410	106	131	149	147	83	74	250 / 315	52	30	18	65	95	45KN(4410kgf)	40	42	660×240×200
10040160	VQV-160V	581	475	106	161	152	160	86	86	300 / 370	55	30	18	65	105	54KN(5292kgf)	59	62	760×280×205
10040200	VQV-200V	661	555	106	201	194	170	100	97	350 / 426	60	30	18	92	110	66KN(6468kgf)	90	93	840×325×230
10040250	VQV-250V	911	805	106	251	402.5	193	124	124	550 / 650	78	40	22	276.5	115	70KN(6860kgf)	153	170	1045×410×330

1004# FMS 彈性化/肯倍得式精密機械虎鉗(大開口) COMPACT MACHINE VISE (LONG OPENING)

FMS·Mechanical 彈性化/機械型

- 肯倍得式精密機械虎鉗，適用立、臥式綜合切削加工機FMS系統做精密切削加工。
- 夾緊系統：螺桿夾緊。
- 強而有力材質～虎鉗本台使用高抗張拉力球狀石墨化鑄鐵（FCD600～60kgs/mm²）（80,000psi）抗張力強，不易變形。
- Max.opening capacity and compact in total length. Particularly suitable for machining centers.
- Clamping system: Lead screw.
- Rigid material-ductile iron FCD600 JIS (Equal to GGG-60) with 60kgs/mm² or 80,000psi tensile strength.

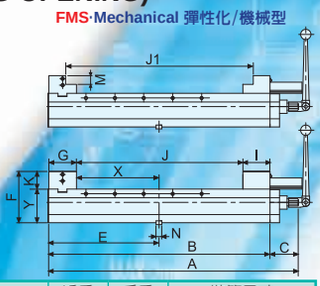

PAT. 螺桿夾緊，精度極高，適用於中輕切削加工

訂購編號 Order No	型號 Model	A	B	C	D	E	F	G	I	J / J1	K	M	N	X	Y	淨重 N.W.	毛重 G.W.	裝箱尺寸 Shipment Size
10100160	VCV-160V-L	688	590	98	161	294	160	86	86	400 / 470	55	30	18	208	105	66	70	940×280×220
10102160	VCV-160V-XL	788	690	98	161	344	160	86	86	500 / 570	55	30	18	258	105	72	76	940×280×220
10102200	VCV-200V-BL	753	655	98	201	327	170	100	97	450 / 526	60	30	18	227	110	97	108	809×370×290
10104200	VCV-200V-L	933	835	98	201	416	170	100	97	630 / 706	60	30	18	316	110	115	135	1180×390×300
10106200	VCV-200V-XL	1078	980	98	201	488	170	100	97	780 / 856	60	30	18	388	110	129	151	1300×410×280

1005# FMS 彈性化/肯倍得式精密油壓虎鉗(大開口) COMPACT HYDRAULIC VISE (LONG OPENING)

- 肯倍得式精密油壓虎鉗，適用立、臥式綜合切削加工機FMS系統做重切削加工。
- 夾緊系統：機械式/油壓式。
- 強而有力材質～虎鉗本台使用高抗張拉力球狀石墨化鑄鐵（FCD600～60kgs/mm²）（80,000psi）抗張力強，不易變形。
- Max.opening capacity and compact in total length. Particularly suitable for machining centers.
- Clamping system: Mechanical / Hydraulic.
- Rigid material-ductile iron FCD600 JIS (Equal to GGG-60) with 60kgs/mm² or 80,000psi tensile strength.

FMS·Hydraulic 彈性化/油壓型

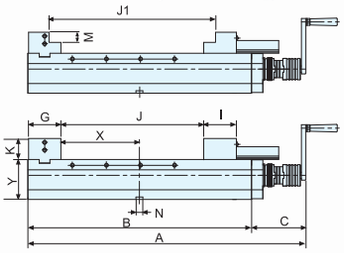

PAT. 油壓夾緊力大且穩定，適用於超重切削精密加工。

訂購編號 Order No	型號 Model	A	B	C	D	G	I	J / J1	K	M	N	X	Y	最大夾緊力 Limit. Pressure	淨重 N.W.	毛重 G.W.	裝箱尺寸 Shipment Size
10120160	VHV-160V-L	725	590	135	161	86	86	400 / 470	55	30	18	208	105	77KN(7546kgf)	68	72	940×280×220
10122160	VHV-160V-XL	825	690	135	161	86	86	500 / 570	55	30	18	258	105	77KN(7546kgf)	75	78	940×280×220
10122200	VHV-200V-BL	790	655	135	201	100	97	450 / 526	60	30	18	227	110	82KN(8036kgf)	100	111	809×370×290
10124200	VHV-200V-L	970	835	135	201	100	97	630 / 706	60	30	18	316	110	82KN(8036kgf)	118	138	1205×410×280
10126200	VHV-200V-XL	1115	980	135	201	100	97	780 / 856	60	30	18	388	110	82KN(8036kgf)	130	153	1300×410×280

1006# FMS 彈性化/肯倍得式精密高倍力機械增壓虎鉗(大開口) COMPACT POWER VISE(LONG OPENING)

- 角固式肯倍得式精密倍力機械增壓虎鉗，適用立、臥式綜合切削加工機做精密切削加工。並設計有夾持力顯示功能，可知夾持力之大小。
- 夾緊系統：倍力式 / 機械增壓。
- 高倍力機構可隨時設定夾持力大小，且重複多次使用皆保持相同夾持力，及一致精度，並設計有夾持力過負荷保護裝置。
- Max.opening capacity and compact in total length. Particularly suitable for machining centers.
- Clamping system: Mechanical power.
- Drive spindle with clamping force presetting and stopper mechanism device.

FMS·Power 彈性化/高倍力型

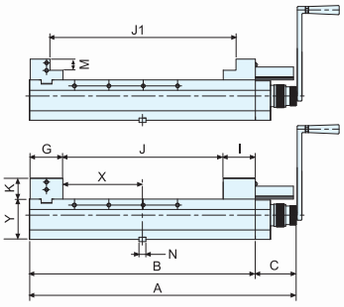

PAT. 高倍力機械增壓夾緊力大且穩定，適用於超重切削精密加工

訂購編號 Order No	型號 Model	A	B	C	D	G	I	J / J1	K	M	N	X	Y	最大夾緊力 Limit. Pressure	淨重 N.W.	毛重 G.W.	裝箱尺寸 Shipment Size
10140160	VQV-160V-L	696	590	106	161	86	86	400 / 470	55	30	18	208	105	54KN(5292kgf)	68	72	940×280×220
10142160	VQV-160V-XL	796	690	106	161	86	86	500 / 570	55	30	18	258	105	54KN(5292kgf)	75	78	940×280×220
10142200	VQV-200V-BL	761	655	106	201	100	97	450 / 526	60	30	18	227	110	66KN(6468kgf)	100	111	809×370×290
10144200	VQV-200V-L	941	835	106	201	100	97	630 / 706	60	30	18	316	110	66KN(6468kgf)	118	138	1205×410×280
10146200	VQV-200V-XL	1086	980	106	201	100	97	780 / 856	60	30	18	388	110	66KN(6468kgf)	131	153	1300×410×280

1007# FMS 彈性化/肯倍得式特長型精密虎鉗(特大開口) COMPACT MACHINE VISE (UL TRA-LONG OPENING)

FMS·U-Long 彈性化/特長型

- 特大開口範圍，適合超大型工件，做精密切削加工。
- 機械式(VCV)
- 油壓式(VHV)
- 高倍力式(VQV)
- Ultra-Long opening capacity, particularly suitable for Ultra-Long workpieces. Clamp power intensification via
- Mechanical (VCV)
- Hydraulic pressure (VHV)
- Mechanical power (VQV)

rly

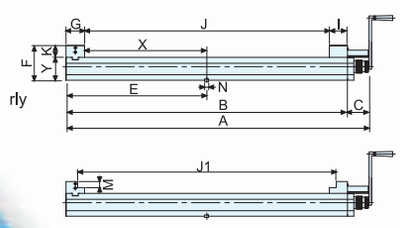

PAT.

訂購編號 Order No	型號 Model	A	B	C	D	E	F	G	I	J / J1	K	M	N	X	Y	最大夾緊力 Limit. Pressure	淨重 N.W.	毛重 G.W.	裝箱尺寸 Shipment Size
10150200	VCV-200-1100UL	1398	1300	98	201	650	170	102	97	1100	60		18	548	110	--	160	187	1640×410×280
10160200	VHV-200-1100UL	1435	1300	135	201	650	170	102	97	1100	60		18	548	110	82KN(8036kgf)	163	189	1640×410×280
10170200	VQV-200-1100UL	1406	1300	106	201	650	170	102	97	1100	60		18	548	110	66KN(6468kgf)	163	189	1640×410×280
10152200	VCV-200-1100UL-SJ	1398	1300	98	201	650	170	102	97	1176	60	30	18	548	110	--	156	183	1640×410×280
10162200	VHV-200-1100UL-SJ	1435	1300	135	201	650	170	102	97	1176	60	30	18	548	110	82KN(8036kgf)	159	185	1640×410×280
10172200	VQV-200-1100UL-SJ	1406	1300	106	201	650	170	102	97	1176	60	30	18	548	110	66KN(6468kgf)	159	185	1640×410×280

1008# FMS 彈性化/肯倍得式精密機械/油壓/高倍力虎鉗(四連座一體成型) MULTIPLY COMPACT MACHINE VISE (4 IN 1 SET UP)

FMS·Multiply 彈性化/並列型



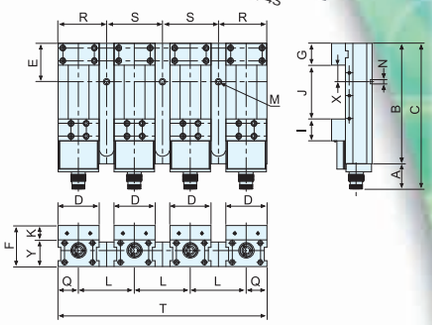

- 四連座一體成型，不佔空間，剛性佳，且易清鐵屑。
- 適合長型工件，量產加工。
- 上浮量極小，精度極佳。
- 本機型備有機械式/油壓式/倍力式機械增壓三種供選用。

- Robust construction of one piece casting of 4 in one set up.
- Most suitable for mass production and to be used on long size workpiece machining.
- High rigidity eliminates workpiece lifting and accuracy improved.

PAT.

訂購編號 Order No	型號 Model	A	B	C	D	E	F	G	I	J	K	L	Q	R	M	N	S	T	X	Y	最大夾緊力 Limit. Pressure	淨重 N.W.	毛重 G.W.	裝箱尺寸 Shipment Size
10180100	VCV-100-4S	398	300	98	101	124	145	78	64	155	45	150	50.5	125.5	M16	18	150	551	45	100	--	100	116	850×505×240
10180130	VCV-130-4S	508	410	98	131	149	162	83	74	250	52	180	65.5	155.5	M16	18	180	671	65	110	--	173	195	870×650×250
10180160	VCV-160-4S	573	475	98	161	152	175	86	86	300	55	220	80.5	190.5	M16	18	220	821	65	120	--	226	250	1020×790×280
10190130	VHV-130-4S	545	410	135	131	149	162	83	74	210	52	180	65.5	155.5	M16	18	180	671	65	110	77KN(7546kgf)	178	200	870×650×250
10190160	VHV-160-4S	610	475	135	161	152	175	86	86	300	55	220	80.5	190.5	M16	18	220	821	65	120	82KN(8036kgf)	229	256	1020×790×280
10200100	VQV-100-4S	406	300	106	101	124	145	78	64	155	45	150	50.5	125.5	M16	18	150	551	45	100	41KN(4018kgf)	102	118	850×505×240
10200130	VQV-130-4S	516	410	106	131	149	162	83	74	250	52	180	65.5	155.5	M16	18	180	671	65	110	45KN(4410kgf)	178	200	870×650×250
10200160	VQV-160-4S	581	475	106	161	152	175	86	86	300	55	220	80.5	190.5	M16	18	220	821	65	120	54KN(5292kgf)	229	256	1020×790×280

1009# FMS 彈性化/肯倍得式薄式動平衡精密機械虎鉗 FLEXIBLE BALANCE GRIPPER JAW MACHINE VISE

FMS·Mechanical 彈性化/機械型

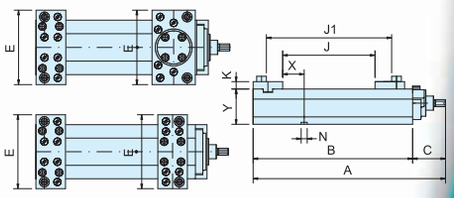

PAT.

※千鳥爪參照P4 / Gripper Sets ref. P4

訂購編號 Order No	型號 Model	A	B	C	D	E	J	J1	K	N	X	Y	淨重 N.W.	毛重 G.W.	裝箱尺寸 Shipment Size
10210100	VCV-100V-FB	398	300	98	101	160	100	220	22	18	51	85	17.5	19.5	600×210×185
10210130	VCV-130V-FB	508	410	98	131	190	180	320	22	18	60	95	31.5	33.5	660×240×200
10210160	VCV-160V-FB	573	475	98	161	220	220	380	22	18	64	105	49.5	52.5	760×280×205
10210200	VCV-200V-FB	653	555	98	201	260	250	460	22	18	90	110	77.0	80.0	840×325×230
10210250	VCV-250V-FB	903	805	98	251	310	450	700	28	22	276.5	115	140.0	156.0	1045×410×330
10212100	VCV-100V-FM	398	300	98	101	160	150	220	22	18	51	85	16.5	18.5	600×210×185
10212130	VCV-130V-FM	508	410	98	131	190	210	320	22	18	60	95	30.5	32.5	660×240×200
10212160	VCV-160V-FM	573	475	98	161	220	280	380	22	18	64	105	47.0	50.0	760×280×205
10212200	VCV-200V-FM	653	555	98	201	260	320	460	22	18	90	110	73.5	76.5	840×325×230
10212250	VCV-250V-FM	903	805	98	251	310	550	700	28	22	276.5	115	138.0	154.0	1045×410×330

1010# FMS 彈性化/肯倍得式薄式動平衡精密油壓虎鉗 FLEXIBLE BALANCE GRIPPER JAW HYDRAULIC MACHINE VISE

FMS·Mechanical 彈性化/油壓型

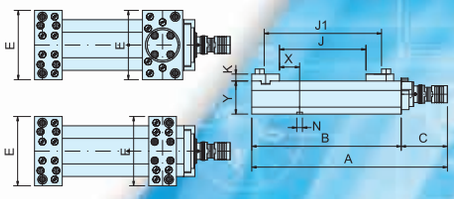

PAT.

※千鳥爪參照P4 / Gripper Sets ref. P4

訂購編號 Order No	型號 Model	A	B	C	D	E	J	J1	K	N	X	Y	最大夾緊力 Limit. Pressure	淨重 N.W.	毛重 G.W.	裝箱尺寸 Shipment Size
10240130	VHV-130V-FB	545	410	135	131	190	180	320	22	18	60	95	72KN(7056kgf)	33.5	35.5	660×240×200
10240160	VHV-160V-FB	610	475	135	161	220	220	380	22	18	64	105	77KN(7546kgf)	51.5	54.5	760×280×205
10240200	VHV-200V-FB	690	555	135	201	260	250	460	22	18	90	110	82KN(8036kgf)	80.0	83.0	840×325×230
10240250	VHV-250V-FB	903	805	98	251	310	450	700	28	22	276.5	115	90KN(8820kgf)	143.0	159.0	1045×410×330
10242130	VHV-130V-FM	545	410	135	131	190	210	320	22	18	60	95	72KN(7056kgf)	32.5	34.5	660×240×200
10242160	VHV-160V-FM	610	475	135	161	220	280	380	22	18	64	105	77KN(7546kgf)	49.0	52.0	760×280×205
10242200	VHV-200V-FM	690	555	135	201	260	320	460	22	18	90	110	82KN(8036kgf)	76.5	79.5	840×325×230
10242250	VHV-250V-FM	903	805	98	251	310	550	700	28	22	276.5	115	90KN(8820kgf)	141.0	157.0	1045×410×330

1011# FMS 彈性化/肯倍得式薄式動平衡精密高倍力機械增壓虎鉗 FLEXIBLE BALANCE GRIPPER JAW POWER VISE

FMS·Power 彈性化/高倍力型

夾緊能力 Clamp force (KN)
0 50 100 KN

PAT.

※千鳥爪參照P4 / Gripper Sets ref. P4

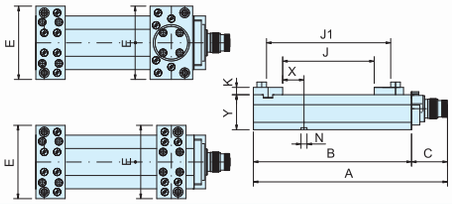

訂購編號 Order No	型號 Model	A	B	C	D	E	J	J1	K	N	X	Y	最大夾緊力 Limit. Pressure	淨重 N.W.	毛重 G.W.	裝箱尺寸 Shipment Size
10220100	VQV-100V-FB	406	300	106	101	160	100	220	22	18	51	85	41KN(4018kgf)	18.5	20.5	590×175×185
10220130	VQV-130V-FB	516	410	106	131	190	180	320	22	18	60	95	45KN(4410kgf)	33.5	35.5	665×190×225
10220160	VQV-160V-FB	581	475	106	161	220	220	380	22	18	64	105	54KN(5296kgf)	51.5	54.5	760×190×215
10220200	VQV-200V-FB	661	555	106	201	260	250	460	22	18	90	110	66KN(6466kgf)	80.0	83.0	820×230×220
10220250	VQV-250V-FB	903	805	106	251	310	450	700	28	22	276.5	115	70KN(6860kgf)	143.0	159.0	1045×410×330
10222100	VQV-100V-FM	406	300	106	101	160	150	220	22	18	51	85	41KN(4018kgf)	17.5	19.5	590×175×185
10222130	VQV-130V-FM	516	410	106	131	190	210	320	22	18	60	95	45KN(4410kgf)	32.5	34.5	665×190×225
10222160	VQV-160V-FM	581	475	106	161	220	280	380	22	18	64	105	54KN(5296kgf)	49.0	52.0	760×190×215
10222200	VQV-200V-FM	661	555	106	201	260	320	460	22	18	90	110	66KN(6466kgf)	76.5	79.5	820×230×220
10222250	VQV-250V-FM	903	805	106	251	310	550	700	28	22	276.5	115	70KN(6860kgf)	141.0	157.0	1045×410×330

1012# 薄式固定口金，動平衡口金(硬化熱處理) STATIONARY & BALANCE JAW (Hardened)

標準附件 / Standard Accessories

訂購編號 Order No	型號 Model	固定口金 Stationary Jaw	螺栓 Bolts	塞仔 Plug	動平衡口金 Balance Jaw	螺栓 Bolts	塞仔 Plug
10260100	FB-100	FB-100A×1	M10×25L×4	8	FB-100B×1	M10×25L×4	6
10260130	FB-130	FB-130A×1	M12×30L×4	8	FB-130B×1	M12×30L×4	8
10260160	FB-160	FB-160A×1	M14×30L×4	8	FB-160B×1	M14×30L×4	8
10260200	FB-200	FB-200A×1	M16×35L×4	12	FB-200B×1	M16×35L×4	10
10260250	FB-250	FB-250A×1	M16×45L×4	15	FB-250B×1	M16×45L×4	12

薄式固定口金，活動口金(硬化熱處理)
STATIONARY & MOVABLE JAW (Hardened)

標準附件 / Standard Accessories

訂購編號 Order No	型號 Model	固定口金 Stationary Jaw	螺栓 Bolts	塞仔 Plug	活動口金 Movable Jaw	螺栓 Bolts	塞仔 Plug
10280100	FM-100	FB-100A×1	M10×25L×4	8	FB-100C×1	M10×25L×4	6
10280130	FM-130	FB-130A×1	M12×30L×4	8	FB-130C×1	M12×30L×4	8
10280160	FM-160	FB-160A×1	M14×30L×4	8	FB-160C×1	M14×30L×4	8
10280200	FM-200	FB-200A×1	M16×35L×4	12	FB-200C×1	M16×35L×4	10
10280250	FM-250	FB-250A×1	M16×45L×4	15	FB-250C×1	M16×40L×4	12

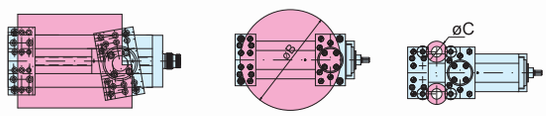

1013# 千鳥爪整組 GRIPPER SETS （適用薄式動平衡口金，薄式固定口金，薄式活動口金）

- FB-1000 (整組訂購)
  (FB-511F, 511R, 519F, 519R, 524F, 524R, 511FR, 550HR, 550SF, 550SR, 525HF, 525HR, 550HF) × 4 PCS

- 10290022 FB-511F (M12 × 30L)

- 10290024 FB-511R (M12 × 30L)

- 10290026 FB-519F (M12 × 30L)

- 10290028 FB-519R (M12 × 30L)

- 10290030 FB-524F (M12 × 30L)

- 10290032 FB-524R (M12 × 30L)

- 10290034 FB-511FR (M12 × 30L)

- 10290008 FB-550HR (M12 × 60L)

- 10290010 FB-550SF (M12 × 70L)

- 10290012 FB-550SR (M12 × 70L)

- 10290002 FB-525HF (M12 × 35L)

- 10290004 FB-525HR (M12 × 35L)

- 10290006 FB-550HF (M12 × 60L)

1014# FMS 彈性化/肯倍得式精密雙夾機械虎鉗 COMPACT DOUBLE LOCK MACHINE VISE



夾緊能力 Clamp force (KN)
0 50 100 KN

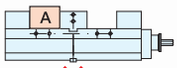

✕ NO

注意：
本機型不可只夾一只工件使用，必須同時夾住兩個工件才可使用。

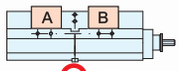

○ YES

CAUTION：
2 workpiece must be clamped simultaneously then that's impossible to clamp for 1 workpiece only.

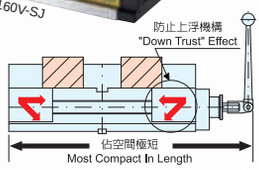

- Clamp power intensification via "Lead - screw" intensifier.
- Lower deformible design for very high clamping accuracy.

1. 先放A工件。
First, install A workpiece.

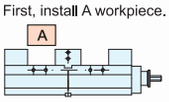

2. 再放B工件。
Second, install B workpiece.

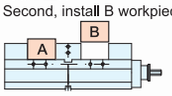

3. A&B兩工件放入後，把手同時夾緊。Finally, clamping A&B workpiece together by handle.

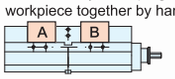

4. B ≥ A = 6 mm

FMS·2in1 Mechanical 彈性化/雙夾機械型

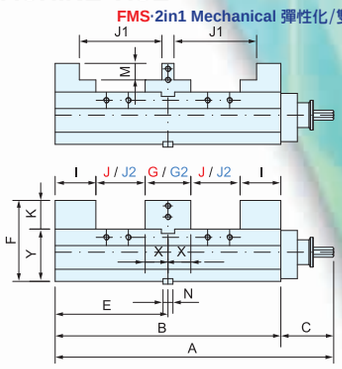

特殊附件：中間口金G2(J2)
Optional：Stationary Jaw G2(J2)

PAT. 螺桿夾緊，精度極高，且一次可加工兩只工件，適用於彈性化生產，中輕切削加工。

訂購編號 Order No	型號 Model	A	B	C	D	E	F	G / G2	I	J / J1 / J2	K	M	N	X	Y	淨重 N.W.	毛重 G.W.	裝箱尺寸 Shipment Size
10300100	VDAV-100V	396	300	96	101	150	130	83 / 34	64	40 / 95 / 64	45	25	18	31.5	85	25	27	600×210×185
10300130	VDAV-130V	506	410	96	131	205	147	88 / 40	74	85 / 145 / 109	52	30	18	41.5	95	44	46	660×240×200
10300160	VDAV-160V	571	475	96	161	237.5	160	86 / 42	86	100 / 170 / 122	55	30	18	43	105	65	68	760×280×205
10300200	VDAV-200V	651	555	96	201	275.5	170	100 / 46	97	125 / 195 / 152	60	30	18	50	110	99	102	840×325×230
10300250	VDAV-250V	901	805	96	251	402.5	193	124 / 52	124	210 / 310 / 246	78	40	22	62	115	172	188	1045×410×330

1015# FMS 彈性化/肯倍得式精密雙夾油壓虎鉗 COMPACT HYDRAULIC DOUBLE LOCK MACHINE VISE





夾緊能力 Clamp force (KN)
0 50 100 KN

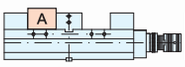

✕ NO

注意：
本機型不可只夾一只工件使用，必須同時夾住兩個工件才可使用。

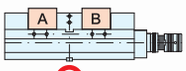

○ YES

CAUTION：
2 workpiece must be clamped simultaneously then that's impossible to clamp for 1 workpiece only.

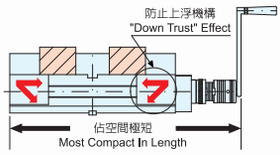

- Clamp power intensification via "Lead - screw" intensifier.
- Lower deformible design for very high clamping accuracy.

1. 先放B工件。
First, install B workpiece.

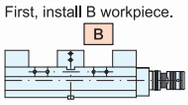

2. 再放A工件。
Second, install A workpiece.

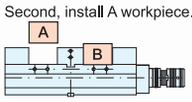

3. A&B兩工件放入後，把手同時夾緊。Finally, clamping A&B workpiece together by handle.

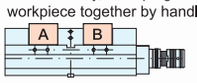

4. A ≥ B = 6 mm

FMS·2in1 Hydranlic 彈性化/雙夾油壓型

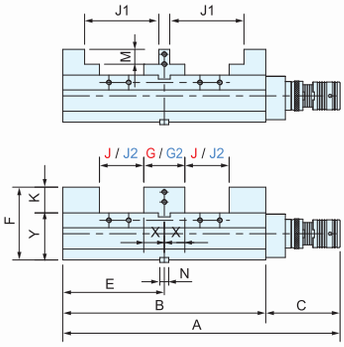

特殊附件：中間口金G2(J2)
Optional：Stationary Jaw G2(J2)

PAT. 雙油壓夾緊力大且穩定，一次可加工兩只工件，適用於超重切削精密加工。

訂購編號 Order No	型號 Model	A	B	C	D	E	F	G / G2	J / J1 / J2	K	M	N	X	Y	淨重 N.W.	毛重 G.W.	最大夾緊力 Limit. Pressure	裝箱尺寸 Shipment Size
10310100	VDHV-100V	560	410	150	131	205	147	88 / 40	85 / 145 / 109	52	30	18	41.5	95	46	48	42KN(4116kgf)	660×240×200
10310160	VDHV-160V	625	475	150	161	237.5	160	86 / 42	100 / 170 / 122	55	30	18	43	105	67	70	45KN(4410kgf)	760×280×205
10310200	VDHV-200V	705	555	150	201	275.5	170	100 / 46	125 / 195 / 152	60	30	18	50	110	102	105	50KN(4900kgf)	840×325×230
10310250	VDHV-250V	955	805	150	251	402.5	193	124 / 52	210 / 310 / 246	78	40	22	62	115	175	191	55KN(5390kgf)	1045×410×330

1016# FMS 彈性化/肯倍得式精密雙向求中心機械虎鉗(內夾/外夾) COMPACT SELF-CENTERING MACHINE VISE

FMS·Self-Centering 彈性化/求心機械型



- 兩個型號VDBV-100V, 130V, 特別設計在5軸加工機夾緊工件需求使用。它是可以達到短捷及高精度，亦可以更換軟爪硬爪，並增加其爪高度，並精確求中心功能。
- Two models, the VDBV-100V and the VDBV-130V, are specifically designed to meet the demands of workholding on 5-axis machines. Its high-precision Vises are compact. Soft jaw and hard jaw are interchangeable and self-centering.

夾緊能力 Clamp force (KN)
0 50 100 KN

內夾求中心其重覆定位精度在±0.010mm
Self-centering accuracy within ±0.010mm

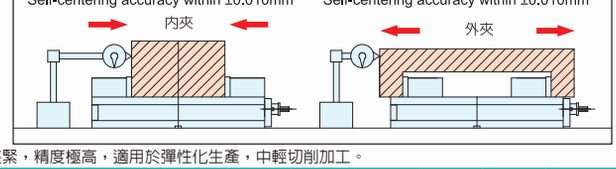

外夾求中心其重覆定位精度在±0.010mm
Self-centering accuracy within ±0.010mm

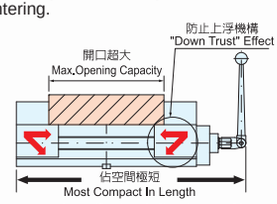

- Clamp power intensification via "Lead - screw" intensifier.
- Lower deformible design for very high clamping accuracy.

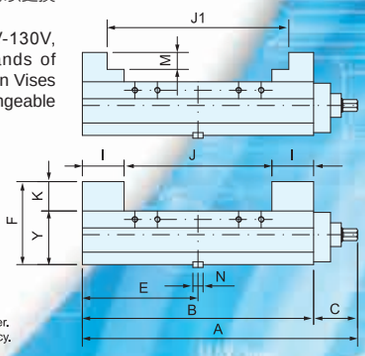

PAT. 螺桿夾緊，精度極高，適用於彈性化生產，中輕切削加工。

訂購編號 Order No	型號 Model	A	B	C	D	E	F	I	J	J1	K	M	N	Y	淨重 N.W.	毛重 G.W.	裝箱尺寸 Shipment Size
10320100	VDBV-100V	378	300	78	101	150	130	64	40-165	100-215	45	25	18	85	22	24	600×210×185
10320130	VDBV-130V	488	410	78	131	205	147	74	40-250	105-310	52	30	18	95	40	42	660×240×200
10320160	VDBV-160V	553	475	78	161	237.5	160	86	40-290	110-365	55	30	18	105	60	63	760×280×205
10320200	VDBV-200V	633	555	78	201	275.5	170	97	40-350	120-425	60	30	18	110	90	93	840×325×230
10320250	VDBV-250V	883	805	78	251	402.5	193	124	45-550	145-630	78	40	22	115	154	170	1045×410×330

1017# FMS 彈性化/肯倍得式精密雙夾機械虎鉗(大開口) COMPACT DOUBLE LOCK MACHINE VISE (LONG OPENING)

FMS·2in1 Mechanical 彈性化/雙夾機械型

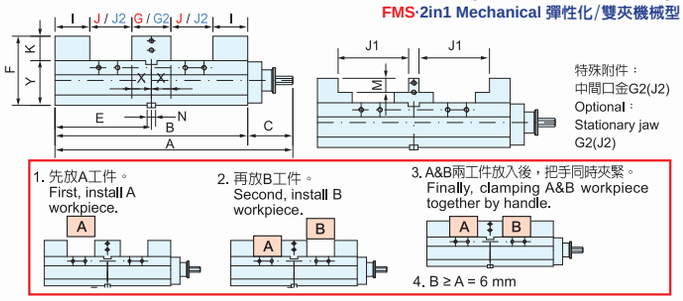

PAT. 螺桿夾緊，精度極高，且一次可加工兩只工件，適用於彈性化生產，中輕切削加工。

訂購編號 Order No	型號 Model	A	B	C	D	E	F	G / G2	I	J / J1 / J2	K	N	X	Y	淨重 N.W.	毛重 G.W.	裝箱尺寸 Shipment Size
10330160	VDAV-160V-L	686	590	96	161	295	160	86 / 42	86	160 / 182	55	18	43	105	74	78	940×280×220
10332160	VDAV-160V-XL	786	690	96	161	345	160	86 / 42	86	210 / 232	55	18	43	105	81	84	940×280×220
10340200	VDAV-200V-BL	751	655	96	201	327.5	170	100 / 46	97	175 / 202	60	18	50	110	109	120	809×370×290
10342200	VDAV-200V-L	931	835	96	201	417.5	170	100 / 46	97	265 / 292	60	18	50	110	127	147	1205×410×280
10344200	VDAV-200V-XL	1076	980	96	201	490	170	100 / 46	97	335 / 362	60	18	50	110	139	152	1300×410×280
10350160	VDAV-160V-L-SJ	686	590	96	161	295	160		86	230	55	18	43	105	72	76	940×280×220
10352160	VDAV-160V-XL-SJ	786	690	96	161	345	160		86	280	55	18	43	105	79	82	940×280×220
10360200	VDAV-200V-BL-SJ	751	655	96	201	327.5	170		97	250	60	18	50	110	107	118	809×370×290
10362200	VDAV-200V-L-SJ	931	835	96	201	417.5	170		97	340	60	18	50	110	123	143	1205×410×280
10364200	VDAV-200V-XL-SJ	1076	980	96	201	490	170		97	410	60	18	50	110	135	148	1300×410×280

1018# FMS 彈性化/肯倍得式精密雙夾油壓虎鉗(大開口) FMS COMPACT HYDRAULIC DOUBLE LOCK MACHINE VISE (LONG OPENING)

FMS·2in1 Hydraulic 彈性化/雙夾油壓型

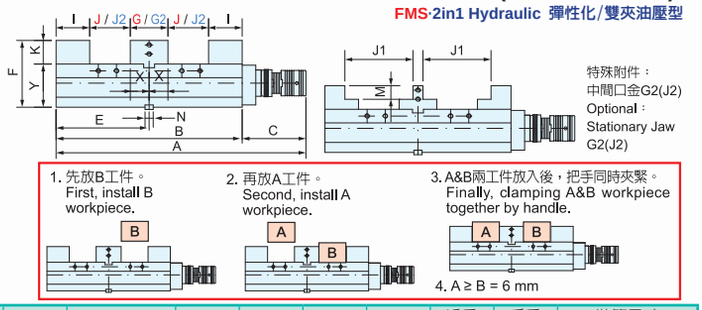

PAT. 雙油壓夾緊力大且穩定，一次可加工兩只工件，適用於超重切削精密加工。

訂購編號 Order No	型號 Model	A	B	C	D	E	F	G / G2	I	J / J1 / J2	K	N	X	Y	淨重 N.W.	毛重 G.W.	裝箱尺寸 Shipment Size
10430160	VDHV-160V-L	740	590	150	161	295	160	86 / 42	86	160 / 182	55	18	43	105	76	80	940×280×220
10432160	VDHV-160V-XL	840	690	150	161	345	160	86 / 42	86	210 / 232	55	18	43	105	83	86	940×280×220
10440200	VDHV-200V-BL	805	655	150	201	327.5	170	100 / 46	97	175 / 202	60	18	50	110	112	123	809×370×290
10442200	VDHV-200V-L	985	835	150	201	417.5	170	100 / 46	97	265 / 292	60	18	50	110	130	150	1205×410×280
10444200	VDHV-200V-XL	1130	980	150	201	490	170	100 / 46	97	335 / 362	60	18	50	110	142	155	1300×410×280
10450160	VDHV-160V-L-SJ	740	590	150	161	295	160		86	230	55	18	43	105	74	78	940×280×220
10452160	VDHV-160V-XL-SJ	840	690	150	161	345	160		86	280	55	18	43	105	81	84	940×280×220
10460200	VDHV-200V-BL-SJ	805	655	150	201	327.5	170		97	250	60	18	50	110	110	121	809×370×290
10462200	VDHV-200V-L-SJ	985	835	150	201	417.5	170		97	340	60	18	50	110	126	146	1205×410×280
10464200	VDHV-200V-XL-SJ	1130	980	150	201	490	170		97	410	60	18	50	110	138	151	1300×410×280

1019# FMS 彈性化/肯倍得式精密雙向求中心機械虎鉗(大開口/內夾/外夾) COMPACT SELF-CENTERING MACHINE VISE (LONG OPENING)

FMS·Self-Centering 彈性化/求心機械型

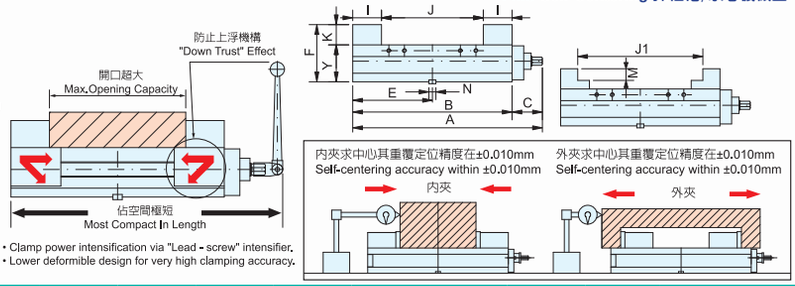

• Clamp power intensification via "Lead - screw" intensifier.
• Lower deformable design for very high clamping accuracy.

PAT. 螺桿夾緊，精度極高，適用於求中心，中輕切削加工。

訂購編號 Order No	型號 Model	A	B	C	D	E	F	I	J	K	N	Y	淨重 N.W.	毛重 G.W.	裝箱尺寸 Shipment Size
10530160	VDBV-160V-L	668	590	78	161	295	160	86	410	55	18	105	68	72	940×280×220
10532160	VDBV-160V-XL	768	690	78	161	345	160	86	510	55	18	105	74	78	940×280×220
10540200	VDBV-200V-BL	733	655	78	201	327.5	170	97	450	60	18	110	100	111	809×370×290
10542200	VDBV-200V-L	913	835	78	201	417.5	170	97	630	60	18	110	118	138	1205×410×280
10544200	VDBV-200V-XL	1058	980	78	201	490	170	97	775	60	18	110	132	154	1300×410×280
10550160	VDBV-160V-L-SJ	668	590	78	161	295	160	86	480	55	18	105	66	70	940×280×220
10552160	VDBV-160V-XL-SJ	768	690	78	161	345	160	86	580	55	18	105	72	76	940×280×220
10560200	VDBV-200V-BL-SJ	733	655	78	201	327.5	170	97	525	60	18	110	98	109	809×370×290
10562200	VDBV-200V-L-SJ	913	835	78	201	417.5	170	97	705	60	18	110	114	134	1205×410×280
10564200	VDBV-200V-XL-SJ	1058	980	78	201	490	170	97	850	60	18	110	128	150	1300×410×280

1020# FMS 彈性化/肯倍得式特長型精密虎鉗(特大開口) COMPACT MACHINE VISE (ULTRA-LONG OPENING)

FMS·2in1 U-Long 彈性化/特長型



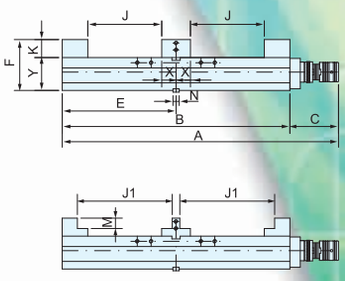

PAT.

訂購編號 Order No	型號 Model	A	B	C	D	E	F	J1	K	N	X	Y	淨重 N.W.	毛重 G.W.	最大夾緊力 Limit. Pressure	裝箱尺寸 Shipment Size
10570200	VDAV-200-1100UL	1396	1300	96	201	650	170	500	60	18	50	110	180	207		1640×410×280
10580200	VDHV-200-1100UL	1450	1300	150	201	650	170	500	60	18	50	110	183	210	50KN(4900kgf)	1640×410×280
10590200	VDBV-200-1100UL	1378	1300	78	201	650	170	1100	60	18		110	171	198		1640×410×280
10572200	VDAV-200-1100UL-SJ	1396	1300	96	201	650	170	575	60	18	50	110	172	199		1640×410×280
10582200	VDHV-200-1100UL-SJ	1450	1300	150	201	650	170	575	60	18	50	110	175	203	50KN(4900kgf)	1640×410×280
10592200	VDBV-200-1100UL-SJ	1378	1300	78	201	650	170	1176	60	18		110	167	194		1640×410×280

1021# FMS 彈性化/肯倍得式薄式動平衡雙夾機械虎鉗 COMPACT FLEXIBLE BALANCE GRIPPER JAW DOUBLE LOCK MACHINE VISE

FMS·2in1 Mechanical 雙夾/動平衡機械型

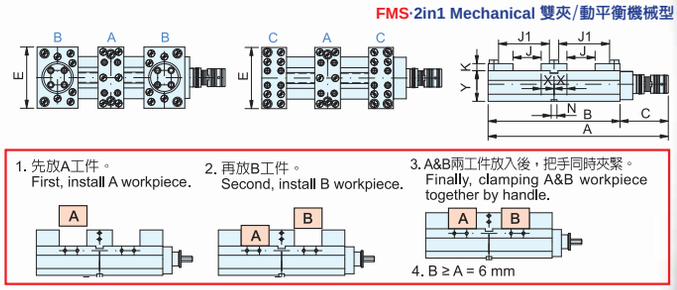

※千鳥爪參照P4 / Gripper Sets ref. P4

PAT. 螺桿夾緊，且一次可加工兩只不規則工件，適用於中輕切削加工。

訂購編號 Order No	型號 Model	A	B	C	D	E	J	J1	K	N	X	Y	淨重 N.W.	毛重 G.W.
11300100	VDAV-100V-FB	415	300	96	101	160	28	115	22	18	37.5	85	20	22
11300130	VDAV-130V-FB	531	410	96	131	190	60	170	22	18	40	95	36	38
11300160	VDAV-160V-FB	602	475	96	161	220	70	210	22	18	44	105	57	60
11300200	VDAV-200V-FB	691	555	96	201	260	84	255	22	18	51	110	88	91
11300250	VDAV-250V-FB	941	805	96	251	310	170	380	28	22	63	115	158	174
11304100	VDAV-100V-FM	396	300	96	101	160	47	98	22	18	37.5	85	19	21
11304130	VDAV-130V-FM	506	410	96	131	190	85	150	22	18	40	95	33	35
11304160	VDAV-160V-FM	571	475	96	161	220	100	175	22	18	44	105	55	58
11304200	VDAV-200V-FM	651	555	96	201	260	122	220	22	18	51	110	85	88
11304250	VDAV-250V-FM	901	805	96	251	310	210	340	28	22	63	115	155	171

1022# FMS 彈性化/肯倍得式薄式動平衡雙夾油壓虎鉗 COMPACT FLEXIBLE BALANCE GRIPPER JAW DOUBLE LOCK HYDRAULIC MACHINE VISE

FMS·2in1 Hydraulic 雙夾/動平衡油壓型

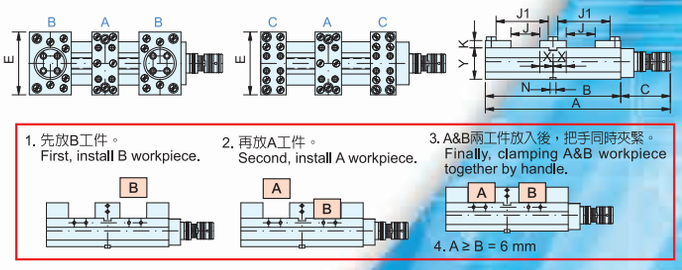

※千鳥爪參照P4 / Gripper Sets ref. P4

PAT. 雙油壓夾緊力大且穩定，一次可加工兩只不規則形狀工件，適用於重切削加工。

訂購編號 Order No	型號 Model	A	B	C	D	E	J	J1	K	N	X	Y	淨重 N.W.	毛重 G.W.	最大夾緊力 Limit. Pressure
11310130	VDHV-130V-FB	585	410	150	131	190	60	170	22	18	40	95	38	40	42KN(4116kgf)
11310160	VDHV-160V-FB	656	475	150	161	220	70	210	22	18	44	105	59	62	45KN(4410kgf)
11310200	VDHV-200V-FB	745	555	150	201	260	84	255	22	18	51	110	90	93	50KN(4900kgf)
11310250	VDHV-250V-FB	995	805	150	251	310	170	380	28	22	63	115	161	177	55KN(5390kgf)
11314130	VDHV-130V-FM	560	410	150	131	190	85	150	22	18	40	95	37	39	42KN(4116kgf)
11314160	VDHV-160V-FM	625	475	150	161	220	100	175	22	18	44	105	57	60	45KN(4410kgf)
11314200	VDHV-200V-FM	705	555	150	201	260	122	220	22	18	51	110	87	90	50KN(4900kgf)
11314250	VDHV-250V-FM	955	805	150	251	310	210	340	28	22	63	115	158	174	55KN(5390kgf)

1023# FMS 彈性化/肯倍得式薄式動平衡雙向求中心虎鉗(內夾/外夾) COMPACT FLEXBLE BALANCE GRIPPER JAW SELF-CENTERING MACHINE VISE

FMS·Self-Centering 彈性化/求心機械型

夾緊能力 Clamp force (KN)
0 50 100 KN

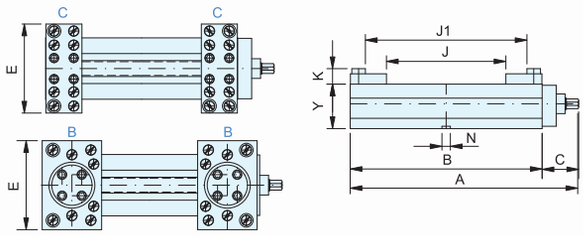

※千鳥爪參照P4 / Gripper Sets ref. P4
PAT. 螺桿夾緊，且一次可加工兩只不規則工件，適用於中輕切削加工。

訂購編號 Order No	型號 Model	A	B	C	D	E	J	J1	K	N	Y	淨重 N.W.	毛重 G.W.
11320100	VDBV-100V-FB	397	300	78	101	160	132	270	22	18	85	20	22
11320130	VDBV-130V-FB	513	410	78	131	190	205	377	22	18	95	35	37
11320160	VDBV-160V-FB	584	475	78	161	220	230	450	22	18	105	55	58
11320200	VDBV-200V-FB	673	555	78	201	260	270	550	22	18	110	84	87
11320250	VDBV-250V-FB	923	805	78	251	310	470	800	28	22	115	150	166
11324100	VDBV-100V-FM	378	300	78	101	160	170	230	22	18	85	19	21
11324130	VDBV-130V-FM	488	410	78	131	190	255	340	22	18	95	34	36
11324160	VDBV-160V-FM	553	475	78	161	220	295	390	22	18	105	53	56
11324200	VDBV-200V-FM	633	555	78	201	260	350	470	22	18	110	81	84
11324250	VDBV-250V-FM	883	805	78	251	310	550	715	28	22	115	148	164

1024# FMS 彈性化/肯倍得式薄式動平衡雙夾機械虎鉗(大開口) COMPACT FLEXBLE BALANCE GRIPPER JAW DOUBLE LOCK MACHINE VISE (LONG OPENING)

FMS·2in1 Mechanical 雙夾/動平衡機械型

夾緊能力 Clamp force (KN)
0 50 100 KN

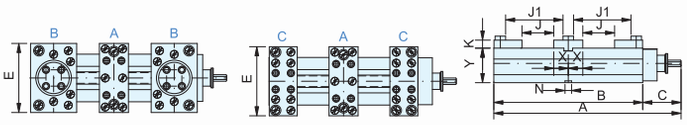

1. 先放A工件。
First, install A workpiece.

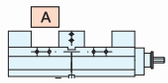

2. 再放B工件。
Second, install B workpiece.

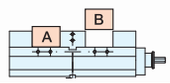

3. A&B兩工件放入後，把手同時夾緊。
Finally, clamping A&B workpiece together by handle.

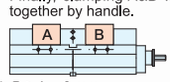

4. B ≥ A = 6 mm

※千鳥爪參照P4 / Gripper Sets ref. P4
PAT. 螺桿夾緊，且一次可加工兩只不規則工件，適用於中輕切削加工。

訂購編號 Order No	型號 Model	A	B	C	D	E	J	J1	K	N	X	Y	淨重 N.W.	毛重 G.W.
11330160	VDAV-160V-L-FB	717	590	96	161	220	125	265	22	18	44	105	71	75
11332160	VDAV-160V-XL-FB	817	690	96	161	220	175	315	22	18	44	105	77	81
11340200	VDAV-200V-BL-FB	791	655	96	201	260	130	305	22	18	51	110	103	114
11342200	VDAV-200V-L-FB	971	835	96	201	260	220	395	22	18	51	110	121	141
11344200	VDAV-200V-XL-FB	1116	980	96	201	260	295	470	28	22	51	110	135	157
11350160	VDAV-160V-L-FM	686	590	96	161	220	160	235	22	18	44	105	69	73
11352160	VDAV-160V-XL-FM	786	690	96	161	220	210	285	22	18	44	105	75	79
11360200	VDAV-200V-BL-FM	751	655	96	201	260	170	270	22	18	51	110	101	112
11362200	VDAV-200V-L-FM	931	835	96	201	260	260	360	22	18	51	110	117	137
11364200	VDAV-200V-XL-FM	1076	980	96	201	260	335	430	28	22	51	110	131	153

1025# FMS 彈性化/肯倍得式薄式動平衡雙夾油壓虎鉗(大開口) COMPACT FLEXBLE BALANCE GRIPPER JAW DOUBLE LOCK HYDRAULIC MACHINE VISE (LONG OPENING)

FMS·2in1 Hydraulic 雙夾/動平衡油壓型

夾緊能力 Clamp force (KN)
0 50 100 KN

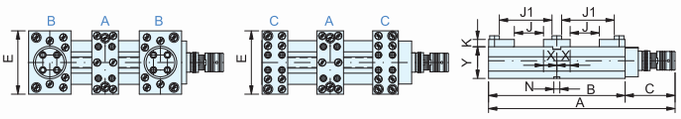

1. 先放B工件。
First, install B workpiece.

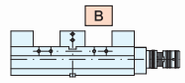

2. 再放A工件。
Second, install A workpiece.

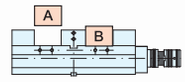

3. A&B兩工件放入後，把手同時夾緊。
Finally, clamping A&B workpiece together by handle.

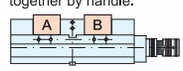

4. A ≥ B = 6 mm

※千鳥爪參照P4 / Gripper Sets ref. P4
PAT. 油壓夾緊，且一次可加工兩只不規則工件，適用於重切削加工。

訂購編號 Order No	型號 Model	A	B	C	D	E	J	J1	K	N	X	Y	淨重 N.W.	毛重 G.W.	最大夾緊力 Limit. Pressure
11430160	VDHV-160V-L-FB	771	590	150	161	220	125	265	22	18	44	105	73	77	45KN(4410kgf)
11432160	VDHV-160V-XL-FB	871	690	150	161	220	175	315	22	18	44	105	79	83	45KN(4410kgf)
11440200	VDHV-200V-BL-FB	845	655	150	201	260	130	305	22	18	51	110	105	116	50KN(4900kgf)
11442200	VDHV-200V-L-FB	1025	835	150	201	260	220	395	22	18	51	110	123	143	50KN(4900kgf)
11444200	VDHV-200V-XL-FB	1170	980	150	201	260	295	470	28	22	51	110	137	159	50KN(4900kgf)
11450160	VDHV-160V-L-FM	740	590	150	161	220	160	235	22	18	44	105	71	75	45KN(4410kgf)
11452160	VDHV-160V-XL-FM	840	690	150	161	220	210	285	22	18	44	105	77	81	45KN(4410kgf)
11460200	VDHV-200V-BL-FM	805	655	150	201	260	170	270	22	18	51	110	103	114	50KN(4900kgf)
11462200	VDHV-200V-L-FM	985	835	150	201	260	260	360	22	18	51	110	119	139	50KN(4900kgf)
11464200	VDHV-200V-XL-FM	1130	980	150	201	260	335	430	28	22	51	110	133	155	50KN(4900kgf)

1026# FMS 彈性化/肯倍得式薄式動平衡雙向求中心機械虎鉗(內夾/外夾/大開口) COMPACT FLEXBLE BALANCE GRIPPER JAW SELF-CENTERING MACHINE VISE (LONG OPENING)

FMS·Self-Centering 求中心/動平衡機械型



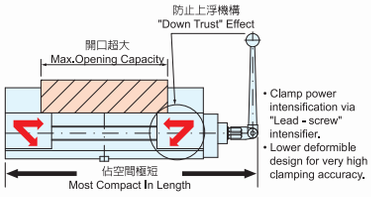

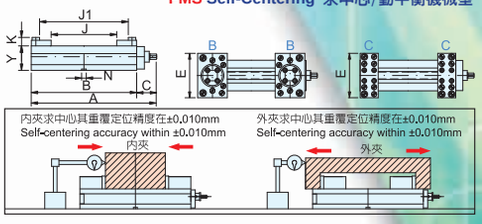

PAT. 螺桿夾緊，且一次可加工兩只不規則工件，適用於中輕切削加工。 ※千鳥爪參照P4 / Gripper Sets ref. P4

訂購編號 Order No	型號 Model	A	B	C	D	E	J	J1	K	N	X	Y	淨重 N.W.	毛重 G.W.
11530160	VDBV-160V-L-FB	699	590	78	161	220	345	565	22	18	295	105	68	72
11532160	VDBV-160V-XL-FB	799	690	78	161	220	445	665	22	18	345	105	74	78
11540200	VDBV-200V-BL-FB	773	655	78	201	260	370	650	22	18	327.5	110	99	110
11542200	VDBV-200V-L-FB	953	835	78	201	260	550	830	22	18	417.5	110	117	137
11544200	VDBV-200V-XL-FB	1098	980	78	201	260	695	975	28	18	490	110	131	153
11550160	VDBV-160V-L-FM	668	590	78	161	220	410	505	22	18	295	105	66	70
11552160	VDBV-160V-XL-FM	768	690	78	161	220	510	605	22	18	345	105	72	76
11560200	VDBV-200V-BL-FM	733	655	78	201	260	450	570	22	18	327.5	110	98	108
11562200	VDBV-200V-L-FM	913	835	78	201	260	630	750	22	18	417.5	110	114	133
11564200	VDBV-200V-XL-FM	1058	980	78	201	260	775	895	28	18	490	110	128	149

1027# FMS 彈性化/肯倍得式薄式動平衡精密虎鉗(特大開口) COMPACT FLEXIBLE BALANCE GRIPPER JAW MACHINE VISE (ULTRA-LONG OPENING)

FMS·U-Long 彈性化/動平衡特長型

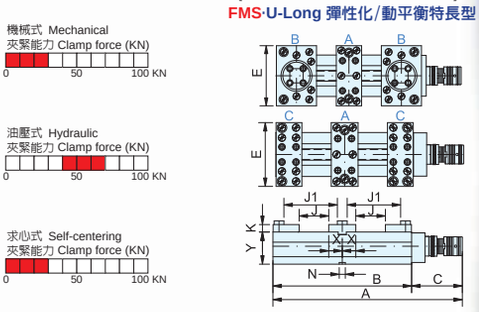

PAT. ※千鳥爪參照P4 / Gripper Sets ref. P4

訂購編號 Order No	型號 Model	A	B	C	D	E	J	J1	K	N	X	Y	淨重 N.W.	毛重 G.W.	最大夾緊力 Limit. Pressure
11570200	VDAV-200-1100UL-FB	1436	1300	96	201	260	455	630	22	18	51	110	174	201	
11580200	VDHV-200-1100UL-FB	1490	1300	150	201	260	455	630	22	18	51	110	177	204	50KN(4900kgf)
11590200	VDBV-200-1100UL-FB	1418	1300	78	201	260	1015	1295	22	18	51	110	165	192	
11572200	VDAV-200-1100UL-FM	1396	1300	96	201	260	495	590	22	18	51	110	166	193	
11582200	VDHV-200-1100UL-FM	1450	1300	150	201	260	495	590	22	18	51	110	169	197	50KN(4900kgf)
11592200	VDBV-200-1100UL-FM	1378	1300	78	201	260	1095	1215	22	18	51	110	161	188	

1028# MC 角固式/肯倍得式精密機械虎鉗 COMPACT VISE

MC·Mechanical 肯倍得/機械型

- 角固式肯倍得式精密機械虎鉗，適用立、臥綜合切削加工機做精密機械切削加工。
- 夾緊系統：螺桿夾緊。
- 角固式半圓球可產生角固下鎖之力～可消除虎口板上浮和工件傾斜。
- Holding work-piece firmly in single and multiple vises setup.
- Clamping system: Lead screw.
- Semi-spherical segment eliminates jaw lifting and work-piece tilting.

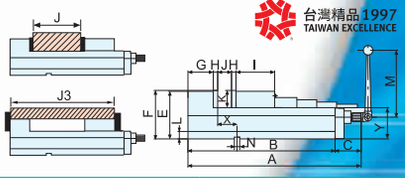

PAT. 優良的精度控制，最值得您信賴 The Excellent Clearance Control

訂購編號 Order No	型號 Model	A	B	C	D	F	H	J	J3	K	N	X	Y	淨重 N.W.	毛重 G.W.	裝箱尺寸 Shipment Size
07100100	CV-100V	430	340	90	101	133	15	0-125	125-320	48	13	45	85	24	26	600×220×185
07100130	CV-130V	495	405	90	131	150	15	0-180	180-380	55	18	65	95	37	39	665×250×205
07100160	CV-160V	585	495	90	161	163	15	0-240	240-470	58	18	65	105	57	59	760×280×215
07100200	CV-200V	666	570	96	201	173	18	0-280	280-540	63	18	82	110	77	80	860×320×225

1029# MC 角固式/肯倍得式精密油壓虎鉗 COMPACT MECHANICAL / HYDRAULIC VISE

MC·Hydraulic 肯倍得/油壓型

- 角固式肯倍得式精密油壓虎鉗，適用立、臥綜合切削加工機做重切削精密切削加工。
- 夾緊系統：機械式/油壓式。
- 角固式半圓球可產生角固下鎖之力～可消除虎口板上浮和工件傾斜。
- Holding work-piece firmly in single and multiple vises setup.
- Clamping system: Mechanical / Hydraulic.
- Semi-spherical segment eliminates jaw lifting and work-piece tilting.

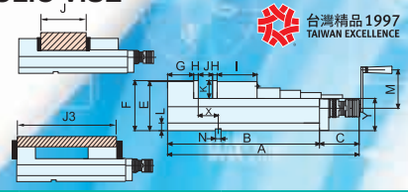

PAT. 優良的精度控制，最值得您信賴 The Excellent Clearance Control

訂購編號 Order No	型號 Model	A	B	C	D	F	H	J	J3	K	N	X	Y	最大油壓夾緊力 Max. Pressure	淨重 N.W.	毛重 G.W.	裝箱尺寸 Shipment Size
07120100	CHV-100V	475	340	135	101	133	15	0-125	125-320	48	16	45	85	36KN(3528kgf)	25	27	600×220×185
07120130	CHV-130V	540	405	135	131	150	15	0-180	180-380	55	18	65	95	46KN(4508kgf)	38	40	665×250×205
07120160	CHV-160V	630	495	135	161	163	15	0-240	240-470	58	18	65	105	56KN(5488kgf)	57	60	760×280×215
07120200	CHV-200V	705	570	135	201	173	18	0-280	280-540	63	18	82	110	71KN(6958kgf)	78	81	860×320×225

1030# MC 角固式/肯倍得式精密油壓虎鉗/雙把手式 COMPACT HYDRAULIC VISE WITH 90° DRIVING MECHANISM UNIT

- 角固式肯倍得式精密油壓虎鉗，適用立、臥綜合切削加工機做重切削精密切削加工。
- 夾緊系統：油壓式。
- 角固式半圓球可產生角固下鎖之力～可消除虎口板上浮和工件傾斜。
- Holding work-piece firmly in single and multiple vises setup.
- Clamping system: Hydraulic.
- Semi-spherical segment eliminates jaw lifting and work-piece tilting.

MC·Hydraulic-2 肯倍得/雙向型

台灣精品 1997 TAIWAN EXCELLENCE

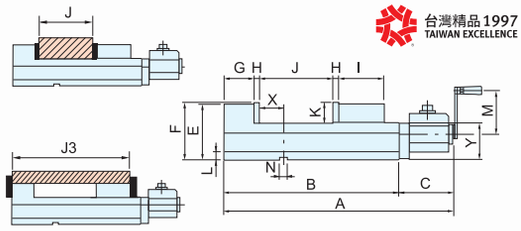

PAT. 優良的精度控制，最值得您信賴 The Excellent Clearance Control

訂購編號 Order No	型號 Model	A	B	C	D	F	H	J	J3	K	N	X	Y	最大油壓夾緊力 Max. Pressure	淨重 N.W.	毛重 G.W.	裝箱尺寸 Shipment Size
07140100	CHV-100V-D	512	340	172	101	133	15	0-125	125-320	48	16	45	85	36KN(3528kgf)	29	31	600×220×185
07140130	CHV-130V-D	577	405	172	131	150	15	0-180	180-380	55	18	65	95	46KN(4508kgf)	42	44	665×250×205
07140160	CHV-160V-D	667	495	172	161	163	15	0-240	240-470	58	18	65	105	56KN(5488kgf)	63	65	760×280×215
07140200	CHV-200V-D	742	570	172	201	173	18	0-280	280-540	63	18	82	110	71KN(6958kgf)	83	86	860×320×225

1031# MC 角固式/高倍力式精密機械增壓虎鉗(一圈快速增壓) COMPACT MECHANICAL POWER VISE (QUICK POWER)



- 角固式肯倍得式精密倍力機械增壓虎鉗，適用立、臥綜合切削加工機做精密切削加工。並設計有夾持力顯示功能，可知夾持力之大小。
- 高倍力式機構可隨時設定夾持力大小，且重覆多次使用皆保持相同夾持力，及一致精度，並設計有夾持力過負荷保護裝置。
- Clamping power indicating graduations are engraved on the vice handle to show instantly the figure of clamping force in tons.
- Drive spindle with clamping force presetting and stopper mechanism device.

MC·Power 肯倍得/高倍力型

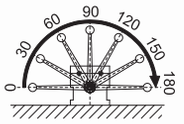

把手只須旋轉一圈以內，即可達到所需夾持力。
Handle turn less 1 cycle will reach power capacity.

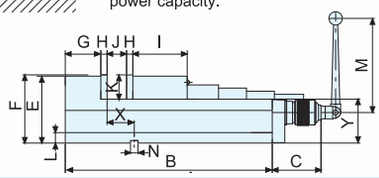

PAT. 優良的精度控制，最值得您信賴 The Excellent Clearance Control

訂購編號 Order No	型號 Model	A	B	C	D	F	H	J	J3	K	N	X	Y	極限夾緊力 Limit. Pressure	淨重 N.W.	毛重 G.W.	裝箱尺寸 Shipment Size
07160100	CMV-100V	475	340	135	101	133	15	0-125	125-320	48	16	45	85	46KN(4508kgf)	25	27	600×220×185
07160130	CMV-130V	540	405	135	131	150	15	0-180	180-380	55	18	65	95	52KN(5096kgf)	38	40	665×250×205
07160160	CMV-160V	630	495	135	161	163	15	0-240	240-470	58	18	65	105	57KN(5586kgf)	58	60	760×280×215
07160200	CMV-200V	705	570	135	201	173	18	0-280	280-540	63	18	82	110	65KN(6370kgf)	78	81	860×320×225

1032# MC 角固式/高倍力式精密機械增壓虎鉗(二圈柔和增壓) COMPACT POWER VISE (SOFT DRIVE)

- 角固式肯倍得式精密倍力機械增壓虎鉗，適用立、臥綜合切削加工機做精密切削加工。並設計有夾持力顯示功能，可知夾持力之大小。
- 高倍力式機構可隨時設定夾持力大小，且重覆多次使用皆保持相同夾持力，及一致精度，並設計有夾持力過負荷保護裝置。
- Clamping power indicating graduations are engraved on the vice handle to show instantly the figure of clamping force in tons.
- Drive spindle with clamping force presetting and stopper mechanism device.

MC·Power 肯倍得/倍力型

協威所生產之高倍力精密增壓虎鉗，只需用把手輕輕柔和轉動，就可達最大夾緊力，是別家所無法達到的柔和度。

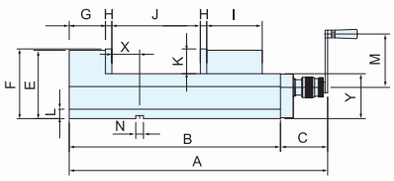

PAT. 優良的精度控制，最值得您信賴 The Excellent Clearance Control

訂購編號 Order No	型號 Model	A	B	C	D	F	H	J	J3	K	N	X	Y	極限夾緊力 Limit. Pressure	淨重 N.W.	毛重 G.W.	裝箱尺寸 Shipment Size
07170100	CQV-100V	470	340	130	101	133	15	0-125	125-320	48	16	45	85	41KN(4018kgf)	25	27	600×220×185
07170130	CQV-130V	535	405	130	131	150	15	0-180	180-380	55	18	65	95	45KN(4410kgf)	38	40	665×250×205
07170160	CQV-160V	625	495	130	161	163	15	0-240	240-470	58	18	65	105	54KN(5292kgf)	58	60	760×280×215
07170200	CQV-200V	700	570	130	201	173	18	0-280	280-540	63	18	82	110	55KN(5390kgf)	78	81	860×320×225

1033# MC 雙夾緊/角固式精密機械虎鉗 2 IN 1 DOUBLE LOCK & ANGLOCK MACHINE VISE

- 雙夾緊機構，單側可隨開口範圍自由調整，可做兩只大小不同工件同時加工。
- 兩側工作誤差可自動消除，且兩側夾緊力皆保持相同。
- 雙側活動顎設計有角固下鎖機構，可防止工件上浮。
- Patented mechanical clamping lock down jaw mechanism.
- As long as size tolerance clearance is ±1.5mm for parts.
- Movable jaws lock down mechanism eliminates lift of parts.

MC·2in1 倍肯得/雙量型

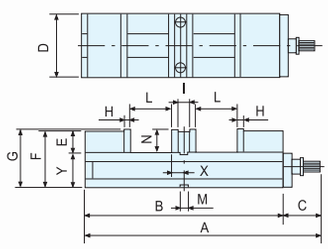

PAT. 優良的精度控制，最值得您信賴 The Excellent Clearance Control

訂購編號 Order No	型號 Model	A	B	C	D	G	H	L 每側開口 / Each Opening		M	N	X	Y	淨重 N.W.	毛重 G.W.	裝箱尺寸 Shipment Size
07190100	DAV-100V	495	410	85	101	128	15	0-75	0-75	16	48	30	80	27	29	600×220×185
07190130	DAV-130V	535	450	85	131	140	15	0-85	0-85	18	55	30	85	39	41	665×250×205
07190160	DAV-160V	585	500	85	161	148	15	0-100	0-100	18	58	30	90	56	59	760×280×215
07190200	DAV-200V	727	642	85	201	158	18	0-150	0-150	18	63	38	95	89	92	860×320×225

1034# MC 角固式/雙向求中心精密機械虎鉗(內夾/外夾) 2 IN 1 DOUBLE SELF-CENTERING VISE



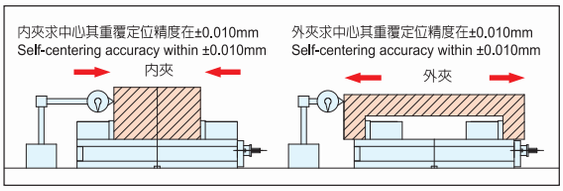

MC·Self-Centering 肯倍得/求心型

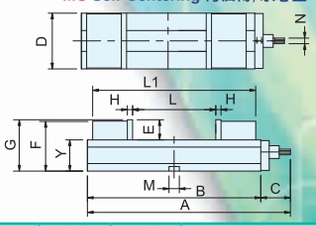

PAT. 優良的精度控制，最值得您信賴 The Excellent Clearance Control

訂購編號 Order No	型號 Model	A	B	C	D	E	G	H	L	L1	M	N	Y	淨重 N.W.	毛重 G.W.	裝箱尺寸 Shipment Size
07196100	DBV-100V	488	410	78	101	48	128	15	80~210	270~400	16	19	80	25	27	600×220×185
07196130	DBV-130V	528	450	78	131	55	140	15	60~230	270~440	18	19	85	38	41	665×250×205
07196160	DBV-160V	578	500	78	161	58	148	15	60~260	270~490	18	19	90	53	55	760×280×215
07196200	DBV-200V	727	642	85	201	63	158	18	90~370	350~630	18	19	95	87	90	860×320×225

1035# MC 角固式/倍力式空壓快速精密虎鉗 PNEUMATIC QUICK VISE

MC·Air 肯倍得/快速型

台灣精品1997 TAIWAN EXCELLENCE



- 倍力式空壓快速虎鉗適合MC立臥式綜合切削加工機，銑床/鑽床專用機等大量生產加工快速夾具。
- 倍力機構配合空壓快速，達到快速和大夾持力功能，且只需接上空壓源即可免用油推送，以防漏油之餘。
- Robust construction of one piece casting of fixed jaw and vise bed.
- Rapid and high tensile casting of ductile iron FCD600 JIS (Equal to GGG-60) with 60kgs/mm2 or 80,000psi tensile strength.

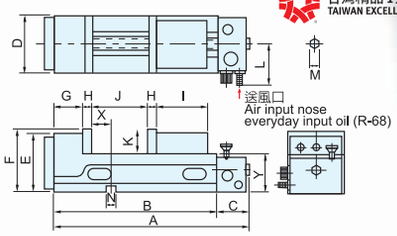

PAT. 優良的精度控制，最值得您信賴 The Excellent Clearance Control

訂購編號 Order No	型號 Model	A	B	C	D	E	F	G	H	I	J	K	L	M	N	X	Y	夾緊力 7kgf Power	淨重 N.W.	毛重 G.W.	裝箱尺寸 Shipment Size
07700100	PQV-100V	442	340	102	101	130	133	96	15	105	0~105	48	95	14	16	45	85	11KN(1078kgf)	27	29	600×220×185
07700130	PQV-130V	507	405	102	131	152	155	100	15	115	0~140	55	95	14	18	65	100	16KN(1568kgf)	40	42	665×250×205
07700160	PQV-160V	534	432	102	161	160	163	115	15	130	0~150	58	105	14	18	65	105	21KN(2058kgf)	52	55	760×280×215
07700200	PQV-200V	627	525	102	201	185	188	125	18	150	0~200	63	105	14	18	82	125	41KN(4018kgf)	83	86	860×320×225

1036# 角固式/外藏式精密油壓虎鉗 LOCK-DOWN JAW MECHANICAL / HYDRAULIC MACHINE VISE



- 機械式 / 油壓式可單獨使用，亦可合併使用，油壓夾緊力大且穩定，適合重切削精密加工。
- 角固式半圓球可產生角固下鎖之力～可消除虎口上浮和工件傾斜。
- 強而有力的材質～虎鉗本台使用球狀石墨化鑄鐵 (FCD600～60kgs/mm2) (80,000psi) 抗張力強，耐磨性高，不易變形。

- Mechanical / Hydraulic spindle without original clutch mechanism.
- Large clamping & long guidance of movable jaw.
- Rigid material-vise body of ductile iron FCD600 JIS (Equal to GGG-60) with 60kgs/mm2 or 80,000psi tensile strength.

Down Thrust / Hydraulic 角固式/好用型

智慧財產權在案
PATENTED

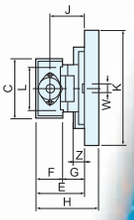

PAT.

訂購編號 Order No	型號 Model	A	B	C	D	E	F	G	H	J	K	L	M	N	O	P
07800130	PHV-130	505	190	130	170	127	55	72	163	95	290	106	180	250	160	695 / 920
07800160	PHV-160	625	240	160	205	140	58	82	179	105	340	125	208	300	196	755 / 1055
07800200	PHV-200	700	280	200	240	163	63	100	205	125	400	165	265	360	240	830 / 1140
07800250	PHV-250	810	320	250	290	190	80	110	238	139	460	195	320	410	270	920 / 1260

訂購編號 Order No	型號 Model	Q	R	S	T	U	V	W	X	Y	Z	行程開口 Jaw Opening Position Ⅰ Ⅱ Ⅲ
07800130	PHV-130	570 / 795	260	105	220	125	15	16	18	14	25	0-75 / 70-150 / 145-225
07800160	PHV-160	640 / 940	320	125	300	125	15	16	18	14	37	0-110 / 100-210 / 200-310
07800200	PHV-200	725 / 1035	365	150	300	125	18	18	22	14	36	0-110 / 100-210 / 200-310
07800250	PHV-250	815 / 1155	420	180	340	125	21	18	22	14	36	0-115 / 110-230 / 225-345

訂購編號 Order No	型號 Model	最大油壓夾緊力 Max. Pressure	極限油壓夾緊力 Limit. Pressure	淨重/毛重 N.W. / G.W.	裝箱尺寸 Shipment Size	附迴轉盤(淨重/毛重) Weight of vise with swivel base	附迴轉盤裝箱尺寸 Vise with swivel base
07800130	PHV-130	36KN(3528kgf)	41KN(4018kgf)	36kg / 38kg	645×260×185	46kg / 55kg	690×360×270
07800160	PHV-160	41KN(4018kgf)	52KN(5096kgf)	56kg / 58kg	730×260×190	72kg / 82kg	750×430×290
07800200	PHV-200	62KN(6076kgf)	72KN(7056kgf)	90kg / 102kg	860×380×280	117kg / 131kg	860×520×310
07800250	PHV-250	72KN(7056kgf)	82KN(8036kgf)	140kg / 160kg	960×450×300	172kg / 200kg	900×560×350

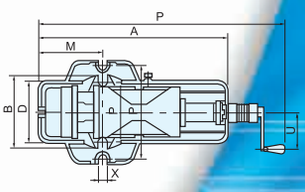

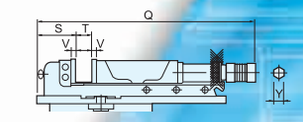

1037# 迴轉盤(全鋼製) SWIVEL BASE (STEEL)

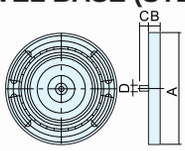

訂購編號 Order No	SBD	A	B	C	D	淨重 N.W.
07813100	100	248	30	25	16	6.6
07813130	130	296	32	25	18	10.6
07813160	160	328	34	25	18	15.5
07813200	200	374	44	25	18	27.2
07813250	250	446	50	27	22	44.0

迴轉盤(鑄鐵製) SWIVEL BASE (CAST IRON)

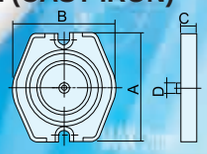

訂購編號 Order No	SB	A	B	C	D	淨重 N.W.
07804130	130	290	260	34	16	9
07804160	160	340	320	39	16	15
07804200	200	400	360	46	18	23
07804250	250	460	420	50	18	32

1038# 超大開口/角固式外藏式精密油壓虎鉗 LOCK-DOWN JAW MECHANICAL / HYDRAULIC MACHINE VISE (LONG OPENING)



- 機械式/油壓式可單獨使用，亦可合併使用，油壓夾緊力大且穩定，適合重切削精密加工。
- 超大開口，適合較大型工件、模具使用。
- 強而有力的材質～虎鉗本台使用球狀石墨化鑄鐵 （FCD600～60kgs/mm2）（80,000psi）抗張力強，耐磨性高，不易變形。

- Mechanical / Hydraulic spindle without original clutch mechanism.
- Rigid material-ductile iron FCD600 JIS (Equal to GGG-60) with 60kgs/mm2 or 80,000psi tensile strength.
- Vise bed flame hardened to HRC45° and up takes up wear and maintain accuracy for long.

Down Thrust / Hydraulic 角固式/大口型

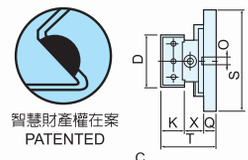

智慧財產權在案
PATENTED

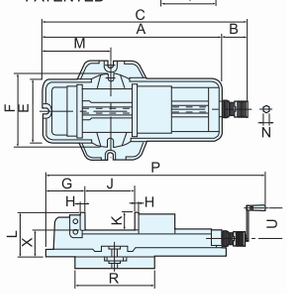

PAT.

訂購編號 Order No	型號 Model	A	B	C	D	E	F	G	H	J	K	L	M	N	O	P	Q
07830160	PLV-160	625	150	775	160	205	240	125	15	0-335	58	140	208	14	16	845	39
07830200	PLV-200	700	150	850	200	240	280	150	18	0-360	63	163	265	14	18	915	46
07830250	PLV-250	810	150	960	250	290	320	180	21	0-380	80	190	320	14	18	1020	50

訂購編號 Order No	型號 Model	R	S	T	U	最大油壓夾緊力 Max. Pressure	淨重/毛重 N.W. / G.W.	裝箱尺寸 Shipment Size	淨重/毛重 N.W. / G.W.	裝箱尺寸(附底盤) Shipment Size (With Swivel)
07830160	PLV-160	320	340	179	125	52KN(5096kgf)	54kg / 57kg	840×260×180	72kg / 85kg	900×430×290
07830200	PLV-200	365	400	205	125	62KN(6076kgf)	90kg / 102kg	1010×380×280	113kg / 130kg	1010×520×310
07830250	PLV-250	420	460	238	125	67KN(6566kgf)	140kg / 160kg	1110×450×300	172kg / 200kg	1110×560×350

1039# 延長式/角固式/外藏式油壓虎鉗 EXTENSION LOCK-DOWN JAW MECHANICAL / HYDRAULIC MACHINE VISE

- 機械式 / 油壓式可單獨使用，亦可合併使用。
- 角固式半圓球可產生角固下鎖之力～可消除虎口板上浮和工件傾斜。
- 最適合大工件兩台一次並列使用。
- 頭部及尾部可分開選購。（如分開選購，兩側同高客戶自行處理）

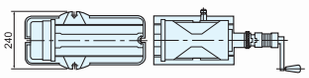

- Mechanical / Hydraulic spindle without original clutch mechanism.
- Both surface precision grinding.
- Down thrust "Semi-sphere segment" mechanism-eliminates jaw lift and work tilt.
- Most suitable for large work-piece with 2 vise mounting

Down Thrust / Hydraulic 角固式/延長型

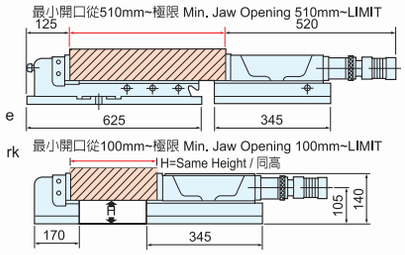

PAT.

訂購編號 Order No	型號 Model	鉗口寬度 Jaw Width	鉗口高度 Jaw Height	開口 Jaw Opening	最大油壓夾緊力 Max. Pressure	極限油壓夾緊力 Limit. Pressure	尾端重量 Weight of Movable Jaw	頭端重量 Weight of Head	總長度 Length	淨重/毛重 N.W. / G.W.
07840160	EHV-160A	160	58	510-Limit	41KN(4108kgf)	52KN(5096kgf)	38kg	38kg	1155	76 / 90
07842160	EHV-160B	160	58	100-Limit	41KN(4108kgf)	52KN(5096kgf)	38kg	15kg	790	53 / 58

1040# 精密度/角固式/輕便虎鉗 HEAVY DUTY HIGH PRECISION DRILL PRESS VISE WITH LOCK DOWN JAW MECHANISM



- 角固式機械設計，可消除虎口上浮和工件傾斜。
- 夾緊系統：螺桿夾緊。
- Lock down jaw mechanism, eliminates jaw lifting and work-piece titing.
- Clamping system: Lead screw.

Down Thrust / Light 角固式/輕便型

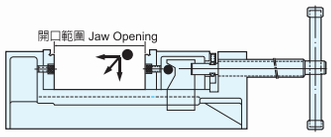

PAT.

訂購編號 Order No	型號 Model	鉗口寬度 Jaw Width	鉗口高度 Jaw Height	開口 Jaw Opening	淨重 N.W.	毛重 G.W.	裝箱尺寸 Shipment Size
07860100	DV-100(4″)	100	42	0-90 / 100	6.0kg	6.2kg	310×150×85
07860130	DV-130(5″)	130	44	0-100 / 110	8.2kg	8.4kg	327×188×94
07860160	DV-160(6″)	160	44	0-105 / 115	10.1kg	10.4kg	340×224×100

1041# MC 精密型/傾斜工作台(全鋼製) TILT TABLE (WHOLE STEEL)

- 傾斜角度可從0～45°任意調整，角度調整設計有渦桿、渦輪，可微調精密角度。
- 微調刻劃每一圈為2°，最小刻劃為1分，副尺再刻有60秒。
- 本萬能傾斜工作台分兩種形式：
  A.本工作台設有T型槽，可將工件直接固定在工作台面，直接做重切削加工。(調整角度0～45°)
  B.工作台面可直接連結協威製虎鉗來夾緊工件，來做重切削加工。（調整角度0～45° ，虎鉗迴轉角度0～360° ）

- Slant degree is between 0～45°. Angle can be fine tuned with worm and worm gear.
- Each fine-tuning scale equals 2degree. The smallest scale is 60 seconds with another 1/60-second marks on the secondary scale.
- This universal tilt working table can be categorized into two types:
  A)Working table with T-slot which can lock work piece for heavy duty machining. (0～45° adjustable angle)
  B)Working table which can be in-cooperated with vise for heavy duty machining. (adjustable 0～45° working table and 0～360° vise rotary angle)

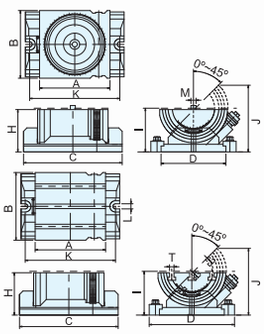

PAT.

訂購編號 Order No	型號 Model	A	B	C	D	H	I	J	K	L	M	T	傾斜角 Title angle	迴轉角 Swivel angle	淨重 N.W
07712130	TSB-130T	200	196	300	180	122	127	192	270	18		18	0~45°		30
07712160	TSB-160T	250	240	350	230	150	155	236	320	18		18	0~45°		55
07712200	TSB-200T	290	280	410	255	174	179	274	370	18		18	0~45°		88
07714100	TSB-100U	200	196	300	180	122	127	192	270		16		0~45°	0~360°	38
07714130	TSB-130U	200	196	300	180	122	127	192	270		18		0~45°	0~360°	38
07714160	TSB-160U	250	240	350	230	150	155	236	320		18		0~45°	0~360°	58
07714200	TSB-200U	290	280	410	255	174	179	274	370		18		0~45°	0~360°	90

1042# FAS 5 軸精密虎鉗 FAS 5-AXIS MACHINE VISE

POWER TYPE / 倍力型 limit pressure:40KN

10602100 FAS-100Q-MX

10604100 FAS-100Q-MN

10606100 FAS-100Q-MG

10608100 FAS-100Q-FB

10610100 FAS-100Q-FM

10612100 FAS-100Q-SJ

MECHANICAL TYPE / 機械型 limit pressure:20KN

10622100 FAS-100C-MX

10624100 FAS-100C-MN

10626100 FAS-100C-MG

10628100 FAS-100C-FB

10630100 FAS-100C-FM

10632100 FAS-100C-SJ

SELF-CENTERING TYPE / 求心型 limit pressure:20KN

10642100 FAS-100B-MX

10644100 FAS-100B-MN

10646100 FAS-100B-MG

106048100 FAS-100B-FB

10650100 FAS-100B-FM

10652100 FAS-100B-SJ

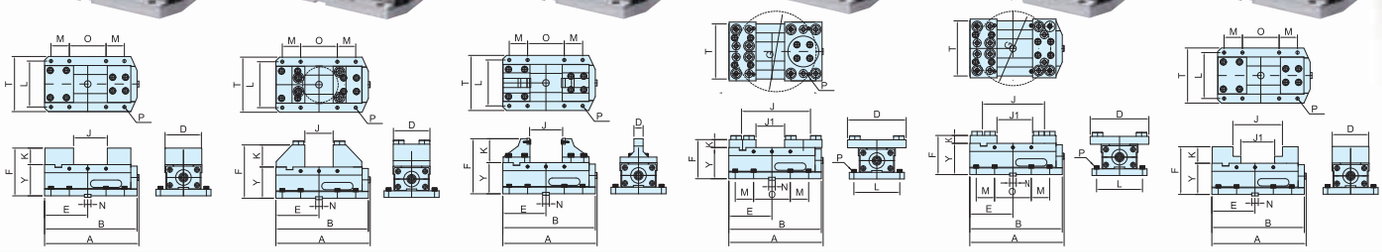

訂購編號 Order No	型號 Model	A	B	D	E	F	J	J1	G	K	Y	N	T	L	M	O	P	最大夾緊力 Limit. Pressure	淨重 N.W.	毛重 G.W.
10602100	FAS-100Q-MX	257	252	100	117.5	130	0-90			45	85	18	150	125	50	100	M8	40KN(3920kgf)	17.5	
10604100	FAS-100Q-MN	257	252	100	117.5	145	0-90			60	85	18	150	125	50	100	M8	40KN(3920kgf)	18.5	
10606100	FAS-100Q-MG	257	252	25	117.5	150	0-90			65	85	18	150	125	50	100	M8	40KN(3920kgf)	15.5	
10608100	FAS-100Q-FB	257	252	160	117.5	107	185	85	215	22	85	18	150	125	50	100	M8	40KN(3920kgf)	18.0	
10610100	FAS-100Q-FM	257	252	160	117.5	107	165	100	200	22	85	18	150	125	50	100	M8	40KN(3920kgf)	16.5	
10612100	FAS-100Q-SJ	257	252	100	117.5	130	145	0-90		45	85	18	150	125	50	100	M8	40KN(3920kgf)	16.0	
10622100	FAS-100C-MX	262	252	100	117.5	130	0-90			45	85	18	150	125	50	100	M8		17.0	
10624100	FAS-100C-MN	262	252	100	117.5	145	0-90			60	85	18	150	125	50	100	M8		18.0	
10626100	FAS-100C-MG	262	252	25	117.5	150	0-90			65	85	18	150	125	50	100	M8		15.0	
10628100	FAS-100C-FB	262	252	160	117.5	107	185	85	215	22	85	18	150	125	50	100	M8		17.5	
10630100	FAS-100C-FM	262	252	160	117.5	107	165	100	200	22	85	18	150	125	50	100	M8		16.0	
10632100	FAS-100C-SJ	262	252	100	117.5	130	145	0-90		45	85	18	150	125	50	100	M8		15.5	
10642100	FAS-100B-MX	262	252	100	117.5	130	0-90			45	85	18	150	125	50	100	M8		17.0	
10644100	FAS-100B-MN	262	252	100	117.5	145	0-90			60	85	18	150	125	50	100	M8		18.0	
10646100	FAS-100B-MG	262	252	25	117.5	150	0-90			65	85	18	150	125	50	100	M8		15.0	
10648100	FAS-100B-FB	262	252	160	117.5	107	185	85	215	22	85	18	150	125	50	100	M8		17.5	
10650100	FAS-100B-FM	262	252	160	117.5	107	165	100	200	22	85	18	150	125	50	100	M8		16.0	
10652100	FAS-100B-SJ	262	252	100	117.5	130	145	0-90		45	85	18	150	125	50	100	M8		15.5	

1043# 固定口金，活動口金，動平衡口金(特殊附件) STATIONARY / MOVABLE BALANCE JAWS (OPTIONAL ACCESSORIES)

固定口金 / 活動口金
Stationary / Movable jaw

10900100 MA-100A　10910100 MB-100A

固定口金 / 活動口金
Stationary / Movable jaw (step)

10920100 MC-100A　10930100 MD-100A

10600100 FAS-100Q

固定口金 / 活動口金
Stationary / Movable jaw

10940100 MN-100A　10950100 MO-100A

薄式固定口金 / 活動口金
Stationary / Movable jaw

10262100 FB-100A　10266100 FB-100C

10620100 FAS-100C

固定口金 / 活動口金
Stationary / Movable jaw

11050100 MP-100A　11060100 MQ-100A

薄式固定口金 / 動平衡口金
Stationary / Balance jaw



10262100 FB-100A　10264100 FB-100B

10640100 FAS-100B

千鳥爪整組 Gripper sets

(適用薄式動平衡口金，薄式固定口金，薄式活動口金)

請參考P.04 (refer to P.04)

MODEL • FB-1000 (FB-511F, 511R, 519F, 519R, 524F, 524R, 511FR, 550HR, 550SF, 550SR, 525HF, 525HR, 550HF) ×4 pcs

10290022 FB-511F (M12×30L)
10290024 FB-511R (M12×30L)
10290026 FB-519F (M12×30L)
10290028 FB-519R (M12×30L)
10290030 FB-524F (M12×30L)
10290032 FB-524R (M12×30L)
10290034 FB-511FR (M12×30L)

10290008 FB-550HR (M12×60L)

10290002 FB-525HF (M12×35L)

10290010 FB-550SF (M12×70L)

10290004 FB-525HR (M12×35L)

10290012 FB-550SR (M12×70L)

10290006 FB-550HF (M12×60L)

1044# MC 角固式/肯倍得式(2, 3, 4 台並列精密虎鉗) MULTPLY COMPACT VISE(2, 3, 4 IN ONE SET UP)

- 虎鉗底部採用治具板固定，精度高，變形量低。
- 依閣下需要，可選用2,3,4台並列，規格齊全。
- Multiply MC compact vise for mounting on a vertical machining center to achieve highest productivity.
- Incorporates lock down jaw principle assures zero part lift and near zero deflection when clamping.

2, 3, 4in1 倍肯式/並列型

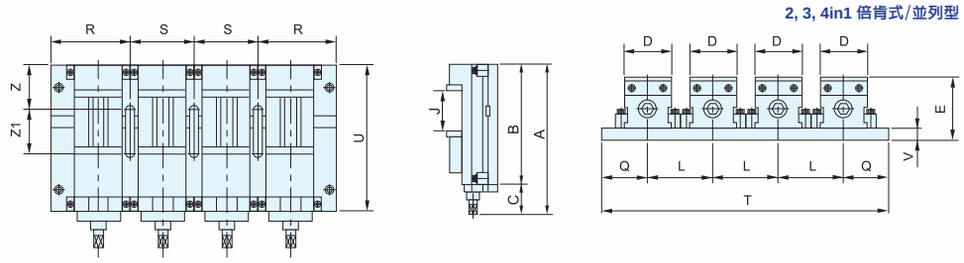

台灣精品1997 TAIWAN EXCELLENCE

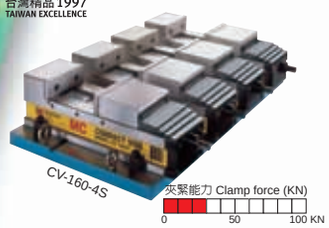

台灣精品1997 TAIWAN EXCELLENCE



台灣精品1997 TAIWAN EXCELLENCE



PAT.

訂購編號 Order No	型號 Model	A	B	C	D	E	J	L	Q	R	S	T	U	V	Z	Z1
07200102	CV-100-2S	430	340	90	101	163	0-125	300	105	180	150	510	340	30	100	100
07200103	CV-100-3S	430	340	90	101	163	0-125	150	105	180	150	510	340	30	100	100
07200104	CV-100-4S	430	340	90	101	163	0-125	150	105	180	150	660	340	30	100	100
07200132	CV-130-2S	495	405	90	131	185	0-180	360	120	210	180	600	405	35	120	120
07200133	CV-130-3S	495	405	90	131	185	0-180	180	120	210	180	600	405	35	120	120
07200134	CV-130-4S	495	405	90	131	185	0-180	180	120	210	180	780	405	35	120	120
07200162	CV-160-2S	585	495	90	161	203	0-240	440	140	250	220	720	495	40	150	150
07200163	CV-160-3S	585	495	90	161	203	0-240	220	140	250	220	720	495	40	150	150
07200164	CV-160-4S	585	495	90	161	203	0-240	220	140	250	220	940	495	40	150	150
07210102	CHV-100-2S	475	340	135	101	163	0-125	300	105	180	150	510	340	30	100	100
07210103	CHV-100-3S	475	340	135	101	163	0-125	150	105	180	150	510	340	30	100	100
07210104	CHV-100-4S	475	340	135	101	163	0-125	150	105	180	150	660	340	30	100	100
07210132	CHV-130-2S	540	405	135	131	185	0-180	360	120	210	180	600	405	35	120	120
07210133	CHV-130-3S	540	405	135	131	185	0-180	180	120	210	180	600	405	35	120	120
07210134	CHV-130-4S	540	405	135	131	185	0-180	180	120	210	180	780	405	35	120	120
07210162	CHV-160-2S	630	495	135	161	203	0-240	440	140	250	220	720	495	40	150	150
07210163	CHV-160-3S	630	495	135	161	203	0-240	220	140	250	220	720	495	40	150	150
07210164	CHV-160-4S	630	495	135	161	203	0-240	220	140	250	220	940	495	40	150	150
07220102	CHV-100-2S-D	512	340	172	101	163	0-125	300	105	180	150	510	340	30	100	100
07220103	CHV-100-3S-D	512	340	172	101	163	0-125	150	105	180	150	510	340	30	100	100
07220104	CHV-100-4S-D	512	340	172	101	163	0-125	150	105	180	150	660	340	30	100	100
07220132	CHV-130-2S-D	577	405	172	131	185	0-180	360	120	210	180	600	405	35	120	120
07220133	CHV-130-3S-D	577	405	172	131	185	0-180	180	120	210	180	600	405	35	120	120
07220134	CHV-130-4S-D	577	405	172	131	185	0-180	180	120	210	180	780	405	35	120	120
07220162	CHV-160-2S-D	667	495	172	161	203	0-240	440	140	250	220	720	495	40	150	150
07220163	CHV-160-3S-D	667	495	172	161	203	0-240	220	140	250	220	720	495	40	150	150
07220164	CHV-160-4S-D	667	495	172	161	203	0-240	220	140	250	220	940	495	40	150	150





台灣精品1996 TAIWAN EXCELLENCE



PAT.

訂購編號 Order No	型號 Model	A	B	C	D	E	J	L	Q	R	S	T	U	V	Z	Z1
07230102	CMV-100-2S	475	340	135	101	163	0-125	300	105	180	150	510	340	30	100	100
07230103	CMV-100-3S	475	340	135	101	163	0-125	150	105	180	150	510	340	30	100	100
07230104	CMV-100-4S	475	340	135	101	163	0-125	150	105	180	150	660	340	30	100	100
07230132	CMV-130-2S	540	405	135	131	185	0-180	360	120	210	180	600	405	35	120	120
07230133	CMV-130-3S	540	405	135	131	185	0-180	180	120	210	180	600	405	35	120	120
07230134	CMV-130-4S	540	405	135	131	185	0-180	180	120	210	180	780	405	35	120	120
07230162	CMV-160-2S	630	495	135	161	203	0-240	440	140	250	220	720	495	40	150	150
07230163	CMV-160-3S	630	495	135	161	203	0-240	220	140	250	220	720	495	40	150	150
07230164	CMV-160-4S	630	495	135	161	203	0-240	220	140	250	220	940	495	40	150	150
07250102	DAV-100-2S	495	410	85	101	158	0-75	300	105	180	150	510	340	30	100	100
07250103	DAV-100-3S	495	410	85	101	158	0-75	150	105	180	150	510	340	30	100	100
07250104	DAV-100-4S	495	410	85	101	158	0-75	150	105	180	150	660	340	30	100	100
07250132	DAV-130-2S	535	450	85	131	175	0-85	360	120	210	180	600	405	35	120	120
07250133	DAV-130-3S	535	450	85	131	175	0-85	180	120	210	180	600	405	35	120	120
07250134	DAV-130-4S	535	450	85	131	175	0-85	180	120	210	180	780	405	35	120	120
07250162	DAV-160-2S	585	500	85	161	188	0-100	440	140	250	220	720	495	40	150	150
07250163	DAV-160-3S	585	500	85	161	188	0-100	220	140	250	220	720	495	40	150	150
07250164	DAV-160-4S	585	500	85	161	188	0-100	220	140	250	220	940	495	40	150	150
07260102	PQV-100-2S	442	340	102	101	163	0-105	300	105	180	150	510	340	30	100	100
07260103	PQV-100-3S	442	340	102	101	163	0-105	150	105	180	150	510	340	30	100	100
07260104	PQV-100-4S	442	340	102	101	163	0-105	150	105	180	150	660	340	30	100	100
07260132	PQV-130-2S	507	405	102	131	185	0-140	360	120	210	180	600	405	35	120	120
07260133	PQV-130-3S	507	405	102	131	185	0-140	180	120	210	180	600	405	35	120	120
07260134	PQV-130-4S	507	405	102	131	185	0-140	180	120	210	180	780	405	35	120	120
07260162	PQV-160-2S	534	432	102	161	203	0-150	440	140	250	220	720	495	40	150	150
07260163	PQV-160-3S	534	432	102	161	203	0-150	220	140	250	220	720	495	40	150	150
07260164	PQV-160-4S	534	432	102	161	203	0-150	220	140	250	220	940	495	40	150	150

1045# MC 1台直立角固式/肯倍得式精密機械/油壓/雙把手/高倍力/雙夾緊虎鉗 1 UPRIGHT MOUNTING MC COMPACT VISE ON BRACKET

MC·1 Upright 肯倍得/單五面型

台灣精品1997 TAIWAN EXCELLENCE

機械式
Mechanical
夾緊能力 Clamp force (KN)
0 50 100 KN

台灣精品1997 TAIWAN EXCELLENCE

油壓式
Hydraulic
夾緊能力 Clamp force (KN)
0 50 100 KN

台灣精品1997 TAIWAN EXCELLENCE

油壓雙把手式
Hydraulic with
90° driving
mechanism unit
夾緊能力 Clamp force (KN)
0 50 100 KN

高倍力式
Mechanical Power
夾緊能力 Clamp force (KN)
0 50 100 KN

雙夾緊/機械式
2in1 Double Lock
夾緊能力 Clamp force (KN)
0 50 100 KN

- 一台直立式精密虎鉗可同時完成工件做五面加工，
- 一台直立式精密虎鉗，可適用於臥式綜合切削加工機工作台，交換系統加工。
- 本機型精度高、剛性強，最適合您的加工利器。
- Mouting 1 MC compact vise upright on a piece of sub-plate and 1 upright bracket to be best used on horizontal machine center with pallet changer.
- Ideal for clamping 1 work-piece for maching five surfaces on horizontal machine center.
- Chip covers adopt on each vise for preventing chip falling into lead-screw and inside of vise.

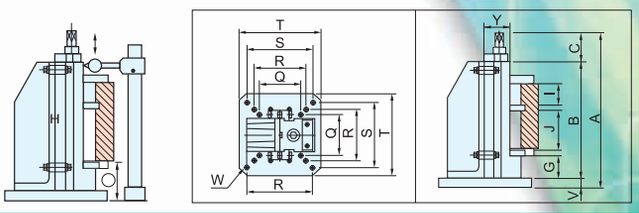

No	檢查事項 TEST ITEM	許可精度 Guaranteed
1	虎鉗直立鉗口與底部相互平行度0.020mm以內 Both vise jaw plates to bottom plate parallel within 0.020mm	0.020mm
2	虎鉗Y尺寸0.020mm以內 Vise "Y" dimension with 0.020mm	0.020mm
3	壹台虎鉗直立與底部之垂直度0.010/100mm Vise on bottom of vise bed square within 0.010mm/100mm	0.010 100mm

PAT.

訂購編號 Order No	型號 Model	A	B	C	D	G	I	J	Q	R	S	T	V	W	Y	淨重 N.W.
07300100	CV-100V1	470	340	90	101	65	105	0-125	125	160	200	300	40	M16	85	61
07300130	CV-130V1	535	405	90	131	70	115	0-180		160	200	300	40	M16	95	78
07300160	CV-160V1	625	495	90	161	85	130	0-240	200	250	320	400	40	M16	105	133
07300200	CV-200V1	706	570	90	201	90	150	0-280		250	320	400	40	M16	110	170
07310100	CHV-100V1	515	340	135	101	65	105	0-125	125	160	200	300	40	M16	85	69
07310130	CHV-130V1	580	405	135	131	70	115	0-180		160	200	300	40	M16	95	79
07310160	CHV-160V1	670	495	135	161	85	130	0-240	200	250	320	400	40	M16	105	134
07310200	CHV-200V1	745	570	135	201	90	150	0-280		250	320	400	40	M16	110	171
07320100	CHV-100V1-D	552	340	172	101	65	105	0-125	125	160	200	300	40	M16	85	74
07320130	CHV-130V1-D	617	405	172	131	70	115	0-180		160	200	300	40	M16	95	83
07320160	CHV-160V1-D	707	495	172	161	85	130	0-240	200	250	320	400	40	M16	105	139
07320200	CHV-200V1-D	782	570	172	201	90	150	0-280		250	320	400	40	M16	110	176
07330100	CMV-100V1	515	340	135	101	65	105	0-125	125	160	200	300	40	M16	85	69
07330130	CMV-130V1	580	405	135	131	70	115	0-180		160	200	300	40	M16	95	79
07330160	CMV-160V1	670	495	135	161	85	130	0-240	200	250	320	400	40	M16	105	134
07330200	CMV-200V1	745	570	135	201	90	150	0-280		250	320	400	40	M16	110	171
07350100	DAV-100V1	535	410	85	101		80	0-75	125	160	200	300	40	M16	80	72
07350130	DAV-130V1	575	450	85	131		90	0-85		160	200	300	40	M16	85	80
07350160	DAV-160V1	625	500	85	161		100	0-100	200	250	320	400	40	M16	90	133
07350200	DAV-200V1	767	642	85	201		110	0-150		250	320	400	40	M16	95	176

1046# MC 2台直立角固式/肯倍得式精密機械/油壓/雙把手/高倍力/雙夾緊虎鉗 2 UPRIGHT MOUNTING MC COMPACT VISE

MC·2 Upright 肯倍得/雙五面型

台灣精品1997 TAIWAN EXCELLENCE

機械式
Mechanical
夾緊能力 Clamp force (KN)
0 50 100 KN

台灣精品1997 TAIWAN EXCELLENCE

油壓式
Hydraulic
夾緊能力 Clamp force (KN)
0 50 100 KN

台灣精品1997 TAIWAN EXCELLENCE

油壓雙把手式
Hydraulic with
90° driving
mechanism unit
夾緊能力 Clamp force (KN)
0 50 100 KN

高倍力式
Mechanical Power
夾緊能力 Clamp force (KN)
0 50 100 KN

雙夾緊/機械式
2in1 Double Lock
夾緊能力 Clamp force (KN)
0 50 100 KN



- 二台直立式精密虎鉗可同時完成工件做五面加工。
- 二台直立式精密虎鉗，可適用於臥式綜合切削加工機工作台，交換系統加工。
- 本機型精度高、剛性強，最適合您的加工利器。
- Mouting 2 MC compact vise upright on a piece of sub-plate and 1 upright bracket to be best used on horizontal machine center with pallet changer.
- Ideal for clamping 1 work-piece for maching five surfaces on horizontal machine center.
- Chip covers adopt on each vise for preventing chip falling into lead-screw and inside of vise.

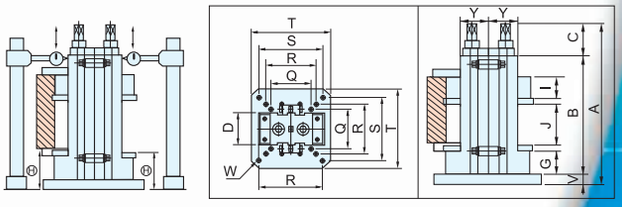

No	檢查事項 TEST ITEM	許可精度 Guaranteed
1	虎鉗直立鉗口與底部相互平行度0.020mm以內 Both vise jaw plates to bottom plate parallel within 0.020mm	0.020mm
2	虎鉗Y尺寸0.020mm以內 Vise "Y" dimension with 0.020mm	0.020mm
3	壹台虎鉗直立與底部之垂直度0.010/100mm Vise on bottom of vise bed square within 0.010mm/100mm	0.010 100mm

PAT.

訂購編號 Order No	型號 Model	A	B	C	D	G	I	J	Q	R	S	T	V	W	Y	淨重 N.W.
07400100	CV-100V2	470	340	90	101	65	105	0-125	125	160	200	300	40	M16	85	67
07400130	CV-130V2	535	405	90	131	70	115	0-180		160	200	300	40	M16	95	93
07400160	CV-160V2	625	495	90	161	85	130	0-240	200	250	320	400	40	M16	105	150
07400200	CV-200V2	706	570	90	201	90	150	0-280		250	320	400	40	M16	110	208
07410100	CHV-100V2	515	340	135	101	65	105	0-125	125	160	200	300	40	M16	85	69
07410130	CHV-130V2	580	405	135	131	70	115	0-180		160	200	300	40	M16	95	95
07410160	CHV-160V2	670	495	135	161	85	130	0-240	200	250	320	400	40	M16	105	152
07410200	CHV-200V2	745	570	135	201	90	150	0-280		250	320	400	40	M16	110	210
07420100	CHV-100V2-D	552	340	172	101	65	105	0-125	125	160	200	300	40	M16	85	73
07420130	CHV-130V2-D	617	405	172	131	70	115	0-180		160	200	300	40	M16	95	99
07420160	CHV-160V2-D	707	495	172	161	85	130	0-240	200	250	320	400	40	M16	105	156
07420200	CHV-200V2-D	782	570	172	201	90	150	0-280		250	320	400	40	M16	110	215
07430100	CMV-100V2	515	340	135	101	65	105	0-125	125	160	200	300	40	M16	85	69
07430130	CMV-130V2	580	405	135	131	70	115	0-180		160	200	300	40	M16	95	95
07430160	CMV-160V2	670	495	135	161	85	130	0-240	200	250	320	400	40	M16	105	152
07430200	CMV-200V2	745	570	135	201	90	150	0-280		250	320	400	40	M16	110	210
07450100	DAV-100V2	535	410	85	101		80	0-75	125	160	200	300	40	M16	80	75
07450130	DAV-130V2	575	450	85	131		90	0-85		160	200	300	40	M16	85	99
07450160	DAV-160V2	625	500	85	161		100	0-100	200	250	320	400	40	M16	90	156
07450200	DAV-200V2	767	642	85	201		110	0-150		250	320	400	40	M16	95	220

1047# MC 4台直立角固式/肯倍得式精密機械/油壓/雙把手/高倍力/雙夾緊虎鉗 4 UPRIGHT MOUNTING MC COMPACT VISE

台灣精品1997 TAIWAN EXCELLENCE

機械式
Mechanical
夾緊能力 Clamp force (KN)
0 50 100 KN

台灣精品1997 TAIWAN EXCELLENCE

油壓式
Hydraulic
夾緊能力 Clamp force (KN)
0 50 100 KN

台灣精品1997 TAIWAN EXCELLENCE

油壓雙把手式
Hydraulic with 90° driving mechanism unit
夾緊能力 Clamp force (KN)
0 50 100 KN

高倍力式
Mechanical Power
夾緊能力 Clamp force (KN)
0 50 100 KN

- 四台直立式精密虎鉗可同時完成兩件或四件工件做五面加工。
- 四台直立式精密虎鉗，可適用於臥式綜合切削加工機工作台，交換系統加工。
- 本機型精度高、剛性強，最適合您的加工利器。
- 虎鉗防屑，以防止鐵屑侵入傳動螺桿及虎鉗內部，不易清除。
- Mouting 4 MC compact vise upright on a piece of sub-plate to be best used on horizontal machine center with pallet changer.
- Ideal for clamping 4 work-piece for maching five surfaces on horizontal machine center.
- Mechanical, mechanical/hydraulic type and with 90° driving mechanism unit for your best choice.
- Chip covers adopt on each vise for preventing chip falling into lead-screw and inside of vise.

MC·4 Upright 肯倍得/四五面型

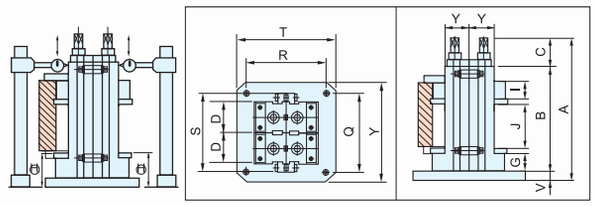

No	檢查事項 TEST ITEM	許可精度 Guaranteed
1	虎鉗直立鉗口與底部相互平行度0.020mm以內 Both vise jaw plates to bottom plate parallel within 0.020mm	0.020mm
2	虎鉗Y尺寸0.020mm以內 Vise "Y" dimension with 0.020mm	0.020mm
3	壹台虎鉗直立與底部之垂直度0.010/100mm Vise on bottom of vise bed square within 0.010mm/100mm	0.010 100mm

PAT.

訂購編號 Order No	型號 Model	A	B	C	D	G	I	J	Q	R	S	T	V	W	Y	淨重 N.W.
07500100	CV-100V4	470	340	90	101	65	105	0-125	320	320	304	400	40	M16	85	119
07500130	CV-130V4	535	405	90	131	70	115	0-180	320	320	364	400	40	M16	95	183
07500160	CV-160V4	625	495	90	161	85	130	0-240	400	400	424	500	40	M16	105	280
07500200	CV-200V4	706	570	90	201	90	150	0-280	400	400	504	500	40	M18	110	380
07510100	CHV-100V4	515	340	135	101	65	105	0-125	320	320	304	400	40	M16	85	121
07510130	CHV-130V4	580	405	135	131	70	115	0-180	320	320	364	400	40	M16	95	173
07510160	CHV-160V4	670	495	135	161	85	130	0-240	400	400	424	500	40	M16	105	266
07510200	CHV-200V4	745	570	135	201	90	150	0-280	400	400	504	500	40	M18	110	382
07520100	CHV-100V4-D	552	340	172	101	65	105	0-125	320	320	304	400	40	M16	85	125
07520130	CHV-130V4-D	617	405	172	131	70	115	0-180	320	320	364	400	40	M16	95	177
07520160	CHV-160V4-D	707	495	172	161	85	130	0-240	400	400	424	500	40	M16	105	270
07520200	CHV-200V4-D	782	570	172	201	90	150	0-280	400	400	504	500	40	M18	110	386
07530100	CMV-100V4	515	340	135	101	65	105	0-125	320	320	304	400	40	M16	85	121
07530130	CMV-130V4	580	405	135	131	70	115	0-180	320	320	364	400	40	M16	95	173
07530160	CMV-160V4	670	495	135	161	85	130	0-240	400	400	424	500	40	M16	105	266
07530200	CMV-200V4	745	570	135	201	90	150	0-280	400	400	504	500	40	M18	110	382

1048# MC 4台直立附治具桶/肯倍得式精密機械/油壓/雙把手/高倍力/雙夾緊虎鉗 4 UPRIGHT MOUNTING MC COMPACT VISE ON JIG BLOCK

台灣精品1997 TAIWAN EXCELLENCE

機械式
Mechanical
夾緊能力 Clamp force (KN)
0 50 100 KN

台灣精品1997 TAIWAN EXCELLENCE

油壓式
Hydraulic
夾緊能力 Clamp force (KN)
0 50 100 KN

台灣精品1997 TAIWAN EXCELLENCE

油壓雙把手式
Hydraulic with 90° driving mechanism unit
夾緊能力 Clamp force (KN)
0 50 100 KN

高倍力式
Mechanical Power
夾緊能力 Clamp force (KN)
0 50 100 KN

雙夾緊/機械式
2in1 Double Lock
夾緊能力 Clamp force (KN)
0 50 100 KN

- 四台直立附治式具桶精密虎鉗可同時完成四件工件做五面加工。
- 四台直立附治具桶精密虎鉗，可適用於臥式綜合切削加工機工作台，交換系統加工。
- 本機型精度高、剛性強，最適合您的加工利器。
- Mouting 4 MC compact vise upright on a piece of jig block to be best used on horizontal machine center with pallet changer.
- Ideal for clamping 4 work-piece for maching five surfaces on horizontal machine center.
- Chip covers adopt on each vise for preventing chip falling into lead-screw and inside of vise.

MC·2 Upright 肯倍得/重五面型

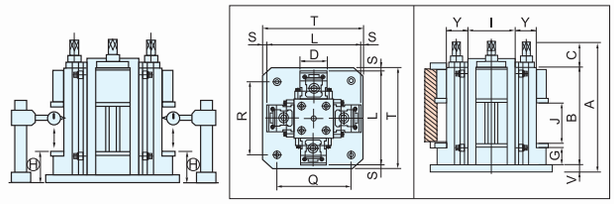

No	檢查事項 TEST ITEM	許可精度 Guaranteed
1	虎鉗直立鉗口與底部相互平行度0.020mm以內 Both vise jaw plates to bottom plate parallel within 0.020mm	0.020mm
2	虎鉗Y尺寸0.020mm以內 Vise "Y" dimension with 0.020mm	0.020mm
3	壹台虎鉗直立與底部之垂直度0.010/100mm Vise on bottom of vise bed square within 0.010mm/100mm	0.010 100mm

PAT.

訂購編號 Order No	型號 Model	A	B	C	D	G	I	J	Q	R	S	T	V	W	Y	淨重 N.W.
07600100	CV-100V4B	470	340	90	101	65	150	0-125	320	320	17	450	40	M16	85	193
07600130	CV-130V4B	535	405	90	131	70	180	0-180	320	320	10	500	40	M16	95	296
07600160	CV-160V4B	625	495	90	161	85	210	0-240	400	400	7	550	40	M16	105	396
07600200	CV-200V4B	711	570	90	201	90	250	0-280	500	500	2	600	45	M18	110	584
07610100	CHV-100V4B	515	340	135	101	65	150	0-125	320	320	17	450	40	M16	85	197
07610130	CHV-130V4B	580	405	135	131	70	180	0-180	320	320	10	500	40	M16	95	300
07610160	CHV-160V4B	670	495	135	161	85	210	0-240	400	400	7	550	40	M16	105	432
07610200	CHV-200V4B	750	570	135	201	90	250	0-280	500	500	2	600	45	M18	110	553
07620100	CHV-100V4B-D	552	340	172	101	65	150	0-125	320	320	17	450	40	M16	85	217
07620130	CHV-130V4B-D	617	405	172	131	70	180	0-180	320	320	10	500	40	M16	95	320
07620160	CHV-160V4B-D	707	495	172	161	85	210	0-240	400	400	7	550	40	M16	105	452
07620200	CHV-200V4B-D	787	570	172	201	90	250	0-280	500	500	2	600	45	M18	110	610
07630100	CMV-100V4B	515	340	135	101	65	150	0-125	320	320	17	450	40	M16	85	197
07630130	CMV-130V4B	580	405	135	131	70	180	0-180	320	320	10	500	40	M16	95	300
07630160	CMV-160V4B	670	495	135	161	85	210	0-240	400	400	7	550	40	M16	105	432
07630200	CMV-200V4B	750	570	135	201	90	250	0-280	500	500	2	600	45	M18	110	588
07650100	DAV-100V4B	535	410	85	101		150	0-75	320	320	22	450	40	M16	80	206
07650130	DAV-130V4B	575	450	85	131		180	0-85	320	320	20	500	40	M16	85	308
07650160	DAV-160V4B	625	500	85	161		210	0-100	400	400	22	550	40	M16	90	386
07650200	DAV-200V4B	772	642	85	201		250	0-150	500	500	17	600	45	M18	95	608

1049# 特殊虎口 SPECIAL APPLICATION JAW PLATES

Unit: mm

平面虎口 (Hardened / 熱處理)
PJ-100S, 130S, 160S, 200S, 250S (不定寸規格)
PJ-100V, 130V, 160V, 200V, 250V, (定寸規格) (E=$^{0}_{-0.02}$)

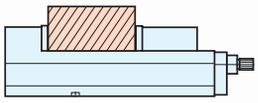

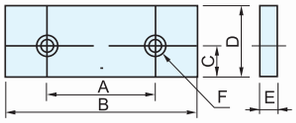

訂購編號 Order No	PJ	A	B	C	D	E	F
07888002	100	60	100	22	48	15	M10x20L
07888006	130	90	130	25	55	15	M10x20L
07888010	160	90	160	25	58	15	M10x20L
07888014	200	120	200	28	63	18	M12x25L
07888018	250	160	250	35	80	21	M12x25L

刻齒虎口 (Hardened / 熱處理)
RJ-100S, 130S, 160S, 200S, 250S (不定寸規格)
RJ-100V, 130V, 160V, 200V, 250V, (定寸規格) (E=$^{0}_{-0.02}$)

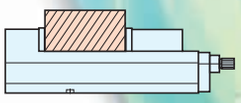

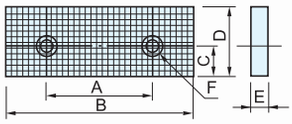

訂購編號 Order No	RJ	A	B	C	D	E	F
07888022	100	60	100	22	48	15	M10x20L
07888026	130	90	130	25	55	15	M10x20L
07888030	160	90	160	25	58	15	M10x20L
07888034	200	120	200	28	63	18	M12x25L
07888038	250	160	250	35	80	21	M12x25L

加厚平面虎口 (Hardened / 熱處理)
PJ-1001, 1301, 1601, 2001
PJ-1002, 1302, 1602, 2002

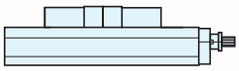

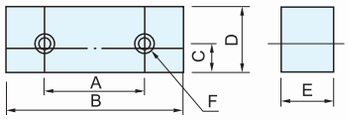

訂購編號 Order No	PJ	A	B	C	D	E	F
07888132	1001	60	100	22	48	48	M10x50L
07888136	1301	90	130	25	55	48	M10x50L
07888140	1601	90	160	25	58	48	M10x50L
07888144	2001	120	200	28	63	63	M12x65L
07888148	1002	60	100	22	63	48	M10x50L
07888152	1302	90	130	25	73	48	M10x50L
07888156	1602	90	160	25	73	48	M10x50L
07888160	2002	120	200	28	102	63	M12x65L

加厚刻齒虎口 (Hardened / 熱處理)
RJ-1003, 1303, 1603, 2003
RJ-1004, 1304, 1604, 2004

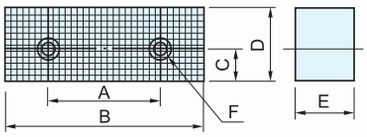

訂購編號 Order No	RJ	A	B	C	D	E	F
07888164	1003	60	100	22	48	48	M10x50L
07888168	1303	90	130	25	55	48	M10x50L
07888172	1603	90	160	25	58	48	M10x50L
07888176	2003	120	200	28	63	63	M12x65L
07888180	1004	60	100	22	63	48	M10x50L
07888184	1304	90	130	25	73	48	M10x50L
07888188	1604	90	160	25	73	48	M10x50L
07888192	2004	120	200	28	102	63	M12x65L

下壓虎口 (Hardened / 熱處理)
DJ-100, 130, 160, 200

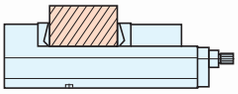

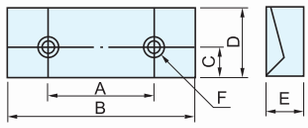

訂購編號 Order No	DJ	A	B	C	D	E	F
07888042	100	60	100	22	48	32	M10x20L
07888044	130	90	130	25	55	32	M10x20L
07888046	160	90	160	25	58	32	M10x20L
07888048	200	120	200	28	65	32	M12x25L

V型虎口 (Hardened / 熱處理) (小徑用)
CJ-100, 130, 160, 200, 250

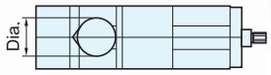

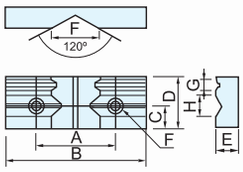

訂購編號 Order No	CJ	A	B	C	D	E	F	G	H	L	Dia.
07888050	100	60	100	22	48	24	55		25	M10x16L	20-100
07888052	130	90	130	25	55	24	55	12	25	M10x16L	20-100
07888054	160	90	160	25	58	30	55	12	25	M10x16L	20-100
07888056	200	120	200	28	63	36	70	12	30	M12x16L	25-140
07888058	250	160	250	35	80	36	70	12	30	M12x16L	25-140

V型虎口 (Hardened / 熱處理) (大徑用)
CJ-1005, 1305, 1605, 2005, 2006

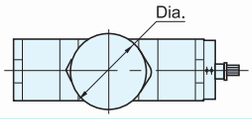

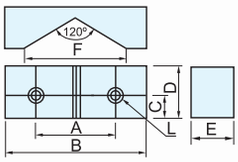

訂購編號 Order No	CJ	A	B	C	D	E	F	L	Dia.
07888240	1005	60	100	22	48	42	94	M10x16L	100-180
07888242	1305	90	130	25	55	48	120	M10x16L	100-230
07888244	1605	90	160	25	58	48	120	M10x16L	100-230
07888246	2005	120	200	28	63	48	120	M12x16L	110-220
07888248	2006	120	200	28	63	63	184	M12x16L	220-340

大開口虎口 (Hardened / 熱處理)
LJ-100S, 130S, 160S, 200S(不定寸規格)
LJ-100V, 130V, 160V, 200V(定寸規格) (E=$^{0}_{-0.02}$)

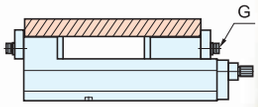

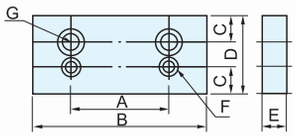

訂購編號 Order No	LJ	A	B	C	D	E	F	G
07888060	100	60	100	22	63	21	M10x25L	M12x25L
07888064	130	90	130	25	69	23	M10x30L	M12x25L
07888068	160	90	160	25	73	23	M10x30L	M14x30L
07888072	200	120	200	28	88	30	M12x35L	M16x35L

階梯虎口 (Hardened / 熱處理)
SJ-100S, 130S, 160S, 200S, 250S (不定寸規格)
SJ-100V, 130V, 160V, 200V, 250V, (定寸規格) (E,L,G=$^{0}_{-0.02}$)

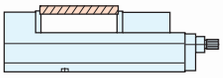

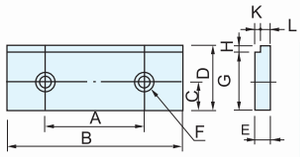

訂購編號 Order No	SJ	A	B	C	D	E	F	G	H	K	L
07888076	100	60	100	22	48	15	M10x20L	43	5	5	10
07888080	130	90	130	25	55	15	M10x20L	50	5	5	10
07888084	160	90	160	25	58	15	M10x20L	53	5	5	10
07888088	200	120	200	28	63	18	M12x25L	58	5	5	13
07888090	250	160	250	35	80	21	M12x25L	75	10	5	18

SOFT JAW / 加厚軟質虎口
(Without Hardened & Ground / 無熱處理，無研磨)
FJ-1004, 1005 FJ-1304, 1305
FJ-1604, 1605 FJ-2004, 2005

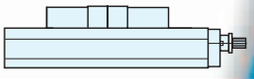

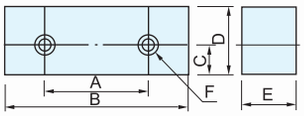

訂購編號 Order No	RJ	A	B	C	D	E	F
07888116	1004	60	100	22	48	48	M10x20L
07888118	1005	60	100	22	63	48	M10x20L
07888120	1304	90	130	25	63	48	M10x20L
07888122	1305	90	130	25	73	48	M10x20L
07888124	1604	90	160	25	63	48	M10x20L
07888126	1605	90	160	25	73	48	M10x20L
07888128	2004	120	200	28	63	63	M12x25L
07888130	2005	120	200	28	102	63	M12x25L

DOUBLE V JAW / 雙V虎口 (Hardened)

VJ-100, 130, 160, 200

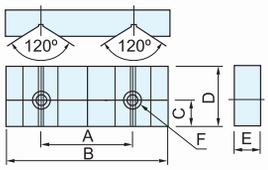

PATENTED / 專利在案

1 pc double v jaw+1 set balance jaw plates, it can be do 2 different size parts
一只雙V虎口加一組翹翹板虎口，可做兩只大小不一圓棒型工件

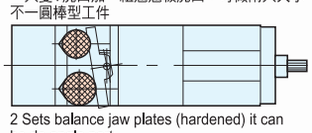

2 Sets balance jaw plates (hardened) it can be do angle part
兩組翹翹板虎口(硬質虎口)，可做一只單斜度或雙斜度工件

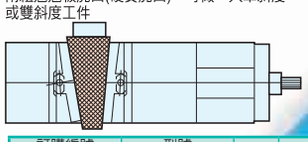

1 pc flat jaw plate+1set balance jaw plates, it can be do 2 different clearence parts
一只平面虎口加一組翹翹板虎口，可做兩只大小不一工件

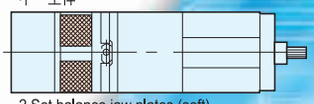

2 Set balance jaw plates (soft)
It can be do 2 irregular parts
兩組翹翹板虎口(軟質虎口)，可做兩只不規則形狀工件(不規則形狀自行雕刻成形)

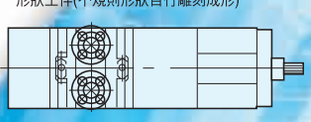

BALANCE JAW / 翹翹板虎口

(Hardened / 熱處理)
TJ-100, 130, 160, 200

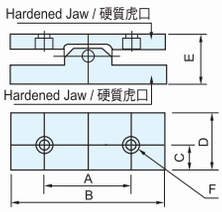

BALANCE JAW / 翹翹板虎口

(Soft Jaw Plate / 軟質虎口)
TJ-100F, 130F, 160F, 200F

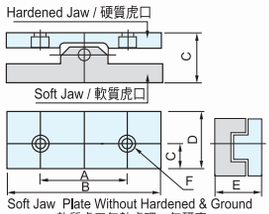

Soft Jaw Plate Without Hardened & Ground
軟質虎口無熱處理，無研磨

訂購編號 Order No	型號 Model	A	B	C	D	E	F	REMARK
07888200	VJ-100	60	100	22	48	24	M10x20L	φ10-65mm
07888202	VJ-130	90	130	25	55	24	M10x20L	φ10-65mm
07888204	VJ-160	90	160	25	58	24	M10x20L	φ10-65mm
07888206	VJ-200	120	200	28	63	30	M12x25L	φ25-85mm
07888210	TJ-100	60	100	22	48	48	M10x20L	18°
07888212	TJ-130	90	130	25	55	55	M10x20L	13°
07888214	TJ-160	90	160	25	58	58	M10x20L	11°
07888216	TJ-200	120	200	28	63	63	M12x25L	9°
07888220	TJ-100F	60	100	22	48	48	M10x25L	18°
07888222	TJ-130F	90	130	25	55	55	M10x20L	13°
07888224	TJ-160F	90	160	25	58	58	M10x20L	11°
07888226	TJ-200F	120	200	28	63	63	M12x25L	9°

1049# 特殊口金 STATIONARY JAW / MOVABLE JAW / STEP JAW

Unit: mm

Stationary Jaw / 固定口金
(鋼製硬爪，研磨Hardened)

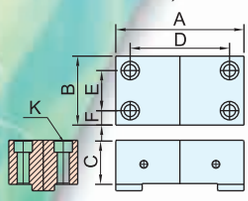



訂購編號 Order No	MA	A	B	C	D	E	F	K
10900100	100A	100	78	45	74	44	19.5	M10x50L
10900130	130A	130	83	52	95	45	21.5	M12x55L
10900160	160A	160	86	55	124	50	18	M14x60L
10900200	200A	200	100	60	150	62	19	M16x65L
10900250	250A	250	124	78	200	75	24.5	M20x90L

Movable Jaw 活動口金
(鋼製硬爪，研磨Hardened)

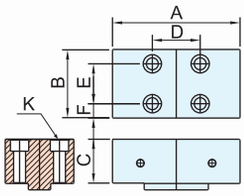



訂購編號 Order No	MB	A	B	C	D	E	F	K
10910100	100A	100	64	45	37	35	14.5	M10x50L
10910130	130A	130	74	52	45	42	16	M12x55L
10910160	160A	160	86	55	60	50	18	M14x60L
10910200	200A	200	97	60	74	59	19	M16x70L
10910250	250A	250	124	78	92	75	24.5	M20x90L

Stationary Jaw (Step Jaw) 固定口金 (階梯)
(鋼製硬爪，研磨Hardened)

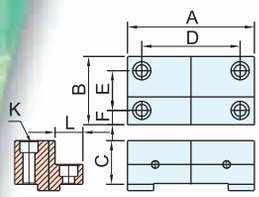

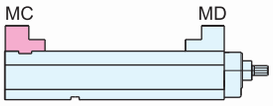

訂購編號 Order No	MC	A	B	C	D	E	F	K
10920100	100A	100	78	45	74	44	19.5	M10x50L/25L
10920130	130A	130	83	52	95	45	21.5	M12x55L/25L
10920160	160A	160	86	55	124	50	18	M14x60L/30L
10920200	200A	200	100	60	150	62	19	M16x65L/35L
10920250	250A	250	124	78	200	75	24.5	M20x90L/50L

Movable Jaw (Step jaw) 活動口金(階梯)
(鋼製硬爪，研磨Hardened)

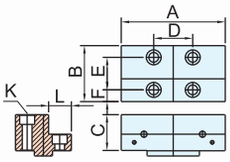

訂購編號 Order No	MD	A	B	C	D	E	F	L	K
10930100	100A	100	64	45	37	35	14.5	26	M10x50L/25L
10930130	130A	130	74	52	45	42	16	30	M12x55L/25L
10930160	160A	160	86	55	60	50	18	35	M14x60L/30L
10930200	200A	200	97	60	74	59	19	38	M16x70L/35L
10930250	250A	250	124	78	92	75	24.5	50	M20x90L/50L

Stationary Jaw (Center) 中間固定口金
(鋼製硬爪，研磨Hardened)

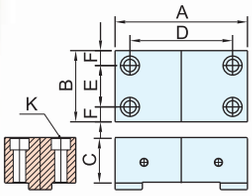

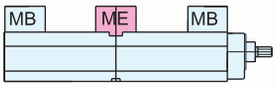

訂購編號 Order No	ME	A	B	C	D	E	F	K
10940100	100A	100	124	45	74	44	19.5	M10x50L
10940130	130A	130	100	52	95	45	21.5	M12x55L
10940160	160A	160	86	55	124	50	18	M14x60L
10940200	200A	200	83	60	150	62	19	M16x65L
10940250	250A	250	78	78	200	75	24.5	M20x90L

Stationary Jaw(Center) 中間固定口金
(鋼製硬爪，研磨Hardened)

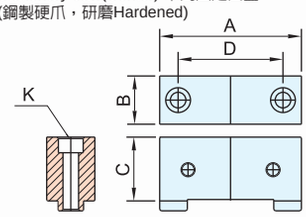

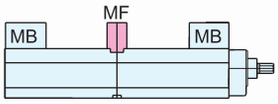

訂購編號 Order No	MF	A	B	C	D	K
10950100	100A	100	34	45	74	M10x50L
10950130	130A	130	40	52	95	M12x55L
10950160	160A	160	42	55	124	M14x60L
10950200	200A	200	46	60	150	M16x65L
10950250	250A	250	52	78	200	M20x90L

Stationary Jaw (Center-Step) 中間固定口金 (階梯)
(鋼製硬爪，研磨Hardened)

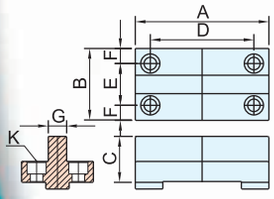

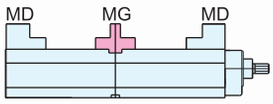

訂購編號 Order No	MG	A	B	C	D	E	F	G
10600100	100A	100	70	45	74	44	13	20
10600130	130A	130	83	52	95	45	21.5	45
10600160	160A	160	86	55	124	50	18	50
10600200	200A	200	100	60	150	62	19	62
10600250	250A	250	124	78	200	75	24.5	75

SOFT JAW / 軟質虎口 (Without Hardened & Ground / 無熱處理，無研磨)
FJ-1001, 1002, 1003
FJ-1301, 1302, 1303
FJ-1601, 1602, 1603
FJ-2001, 2002, 2003

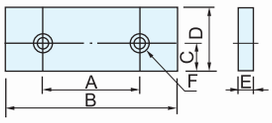

訂購編號 Order No	FJ	A	B	C	D	E	F
07888092	1001	60	100	22	48	15	M10x20L
07888094	1002	60	100	22	63	21	M12x25L
07888096	1003	60	100	22	73	23	M10x30L
07888098	1301	90	130	25	55	15	M10x20L
07888100	1302	90	130	25	73	23	M10x25L
07888102	1303	90	130	25	103	30	M10x35L
07888104	1601	90	160	25	58	15	M10x20L
07888106	1602	90	160	25	73	23	M10x25L
07888108	1603	90	160	25	103	30	M10x35L
07888110	2001	120	200	28	63	18	M12x25L
07888112	2002	120	200	28	103	30	M12x35L
07888114	2003	120	200	28	123	36	M12x45L

1050# STEP GUIDE KEY / 階梯鍵 (Hardened / 熱處理) 全部精密研磨

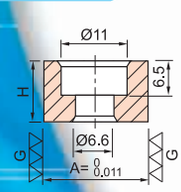



F

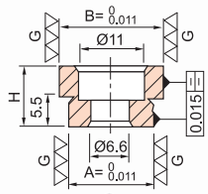



E

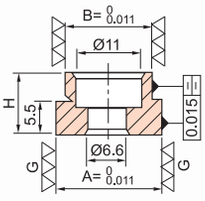



D

	訂購編號 Order No	FJ	A	B	H	L
D	07901612	KA16x12	16	12	10	25
	07901614	KA16x14	16	14	10	25
E	07901618	KA16x18	16	18	10	25
	07901620	KA16x20	16	20	10	25
	07901622	KA16x22	16	22	10	25
D	07901812	KA18x12	18	12	10	25
	07901814	KA18x14	18	14	10	25
	07901816	KA18x16	18	16	10	25
E	07901820	KA18x20	18	20	10	25
	07901822	KA18x22	18	22	10	25
F	07901212	KA12x12	12		8	22
	07901414	KA14x14	14		10	22
	07901616	KA16x16	16		10	22
	07901818	KA18x18	18		10	22
	07902020	KA20x20	20		10	22
	07902222	KA22x22	22		12	25

1051# 主螺桿整組/油壓缸整組/倍力缸整組 COMPLETE SPINDLE SET

把手組 HANDLE SET

HA-19A
(for CV-100/130/160/200)
(for DBV-100/130/160/200)

HA-16A
(for DAV-100/130/160/200)

HA-14B
(for CMV-100/130/160/200)

HA-14
(for VHV-130/160/200/250)
(for CHV-100/130/160/200)
(for PQV-100/130/160/200)
(for PHV-130/160/200/250)
(for PLV-160/200/250)
(for EHV-160)

HA-14L
(for CQV-100/130/160/200)
(for VQV-100/130/160/200/250)

虎鉗固定塊 VISE LOCKED BLOCK

CHV-160-LB
(1 set = 4 pcs)

1052# MC 精密治具板 SUB TABLE



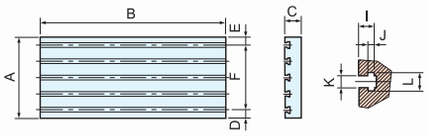

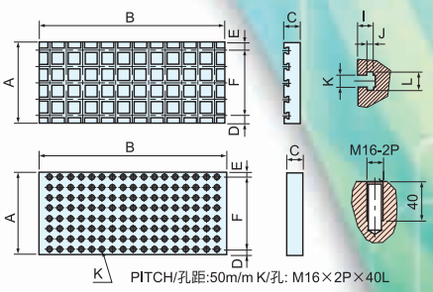

- 兩面精密研磨0.010mm/500mm
- 材質：球狀石墨化鑄鐵 FCD600～60kgs/mm^2
- 退火處理
- ※D.E.F.K間格數請客戶自行填上，並告知機械機種。

- Botj ground & paralleled within 0.010/500mm
- Material: FCD600～60kgs/mm^2 ductile iron (hightensile casting)
- Annealing.
- ※Please fill D.E.F.K.PITCH dimension of youself.

※接受特別尺寸訂製，T型槽依 ISO標準 / Accept special order, T-solts as ISO

訂購編號 Order No	型號 Model	A	B	C
07870002	ST-300x600x70	300	600	70
07870004	ST-350x800x75	350	800	75
07870006	ST-400x950x75	400	950	75
07870008	ST-410x900x75	410	900	75
07870010	ST-450x900x75	450	900	75
07870012	ST-500x1000x75	500	1000	75
07870014	ST-510x850x75	510	850	75
07870016	ST-510x1000x75	510	1000	75
07870018	ST-510x1200x75	510	1200	75
07870020	ST-510x1300x75	510	1300	75
07870022	ST-550x1200x75	550	1200	75
07870024	ST-600x1200x75	600	1200	75
07870026	ST-600x1500x80	600	1500	80
07870028	ST-650x1600x80	650	1600	80
07870030	ST-650x1700x80	650	1700	80
07870032	ST-700x1700x80	700	1700	80
07870034	ST-800x2300x85	800	2300	85
07870036	ST-850x2100x85	850	2100	85
07870038	ST-850x2300x85	850	2300	85
07870040	ST-900x2400x85	900	2400	85
07872002	SC-300x600x70	300	600	70
07872004	SC-350x800x75	350	800	75
07872006	SC-400x950x75	400	950	75
07872008	SC-410x900x75	410	900	75
07872010	SC-450x900x75	450	900	75
07872012	SC-500x1000x75	500	1000	75
07872014	SC-510x850x75	510	850	75
07872016	SC-510x1000x75	510	1000	75
07872018	SC-510x1200x75	510	1200	75
07872020	SC-510x1300x75	510	1300	75
07872022	SC-550x1200x75	550	1200	75
07872024	SC-600x1200x75	600	1200	75
07872026	SC-600x1500x80	600	1500	80

訂購編號 Order No	型號 Model	A	B	C
07872028	SC-650x1600x80	650	1600	80
07872030	SC-650x1700x80	650	1700	80
07872032	SC-700x1700x80	700	1700	80
07872034	SC-800x2300x85	800	2300	85
07872036	SC-850x2100x85	850	2100	85
07872038	SC-850x2300x85	850	2300	85
07872040	SC-900x2400x85	900	2400	85
07874002	SH-300x600x70	300	600	70
07874004	SH-350x800x75	350	800	75
07874006	SH-400x950x75	400	950	75
07874008	SH-410x900x75	410	900	75
07874010	SH-450x900x75	450	900	75
07874012	SH-500x1000x75	500	1000	75
07874014	SH-510x850x75	510	850	75
07874016	SH-510x1000x75	510	1000	75
07874018	SH-510x1200x75	510	1200	75
07874020	SH-510x1300x75	510	1300	75
07874022	SH-550x1200x75	550	1200	75
07874024	SH-600x1200x75	600	1200	75
07874026	SH-600x1500x80	600	1500	80
07874026	SH-650x1600x80	650	1600	80
07874028	SH-650x1700x80	650	1700	80
07874030	SH-700x1700x80	700	1700	80
07874032	SH-800x2300x85	800	2300	80
07874034	SH-850x2100x85	850	2100	85
07874036	SH-850x2300x85	850	2300	85
07874038	SH-900x2400x85	900	2400	85
07874040	SH-340x510x30	340	510	85
07874042	SH-340x660x30	340	660	30
07874044	SH-405x600x35	405	600	35
07874046	SH-405x780x35	405	780	35
07874050	SH-495x720x40	495	720	40
07874052	SH-495x940x40	495	940	40



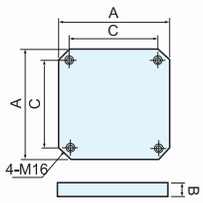

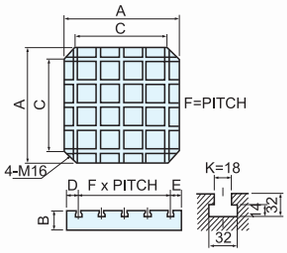

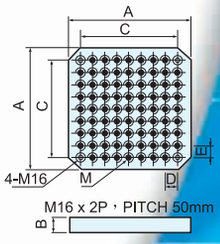

※接受特別尺寸訂製 Accept special order

訂購編號 Order No	型號 Model	A	B	C	D	F	K
07876002	SP-300x300x40	300	40	240			
07876004	SP-400x400x40	400	40	300			
07876006	SP-500x500x40	500	40	400			
07876008	SP-600x600x45	600	45	500			
07876010	SP-630x630x40	630	40	500			
07878002	SL-400x400x70	400	70	300	50	100	18
07878004	SL-500x500x70	500	70	400	50	100	18
07878006	SL-630x630x70	630	70	500	65	100	18
07878008	SL-800x800x70	800	70	700	50	100	18

訂購編號 Order No	型號 Model	A	B	C	D	F
07880002	SM-300x300x40	300	40	240	50	50
07880004	SM-400x400x40	400	40	320	50	50
07880006	SM-500x500x40	500	40	400	50	50
07880008	SM-600x600x45	600	45	500	50	50
07880010	SM-630x630x40	630	40	500	50	50
07880012	SM-400x400x70	400	70	320	50	50
07880014	SM-500x500x70	500	70	400	50	50
07880016	SM-630x630x70	630	70	500	50	50
07880018	SM-800x800x70	800	70	700	50	50

1053# MC 四/二面基座 TOOLING BLOCKS (4 / 2 FACE TYPE)

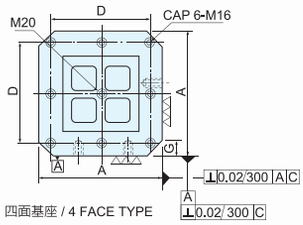

四面基座 / 4 FACE TYPE

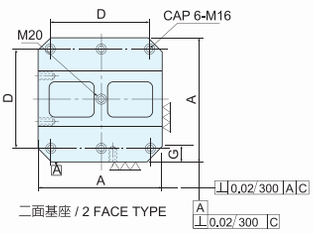

二面基座 / 2 FACE TYPE

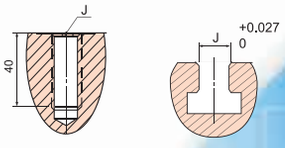

- 材質：球狀石墨化鑄鐵FCD600～60kgs/mm^2
- 燒鈍熱處理。
- 適合臥式綜合切削加工機，重切削加工使用。
- Material: FCD600～60kgs/mm^2 ductile iron. (High tensile casting)
- Heat-Treatment-Annealing.
- One piece casting of bed and column.

1054# MC 四面基座 TOOLING BLOCKS (4 FACE TYPE)

SJB-01

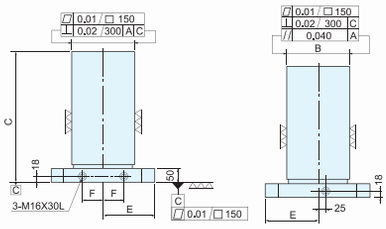

● 材質 / Material：FCD600 ● 燒鈍熱處理。/ Heat-Treatment-Annealing.

訂購編號 Order No	型號 Model	A	B	C	D	E	F	G	淨重 N.W
07882002	SJB-400x250x500B	400	250	500	320	200	55	50	195
07882004	SJB-500x300x600B	500	300	600	400	250	75	60	315
07882006	SJB-500x350x550B	500	350	550	400	250	75	60	345
07882008	SJB-630x350x700B	630	350	700	500	315	100	65	449
07882010	SJB-630x400x700B	630	400	700	500	315	100	65	500
07882012	SJB-630x500x700B	630	500	700	500	315	100	65	595
07882014	SJB-800x550x850B	800	550	850	640	400	135	80	811
07882022	SJB-400x250x660B	400	250	660	320	200	55	50	215
07882024	SJB-500x350x700B	500	350	700	400	250	75	60	328
07882026	SJB-630x450x860B	630	450	860	500	315	100	65	582
07882028	SJB-800x550x1000B	800	550	1000	640	400	135	100	795

1055# MC 四面基座（T 型槽）TOOLING BLOCKS (4 FACE TYPE-T-SLOTS)

SJB-02

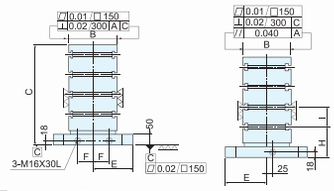

● 材質 / Material：FCD600 ● 燒鈍熱處理。/ Heat-Treatment-Annealing.

訂購編號 Order No	型號 Model	A	B	C	D	E	F	G	H	I	J
07884002	SJB-400x250x500T	400	250	500	320	200	55	50	150	100x4	14
07884004	SJB-500x300x600T	500	300	600	400	250	75	60	150	100x5	14
07884006	SJB-500x350x550T	500	350	550	400	250	75	60	150	100x4	14
07884008	SJB-630x350x700T	630	350	700	500	315	100	65	150	125x5	14
07884010	SJB-630x400x700T	630	400	700	500	315	100	65	150	125x5	14
07884012	SJB-630x500x700T	630	500	700	500	315	100	65	150	125x5	14
07884014	SJB-800x550x850T	800	550	850	640	400	135	80	150	150x5	14
07884202	SJB-400x250x500L	400	250	500	320	200	55	50	150	100x4	18
07884204	SJB-500x300x600L	500	300	600	400	250	75	60	150	100x5	18
07884206	SJB-500x350x550L	500	350	550	400	250	75	60	150	100x4	18
07884208	SJB-630x350x700L	630	350	700	500	315	100	65	150	125x5	18
07884210	SJB-630x400x700L	630	400	700	500	315	100	65	150	125x5	18
07884212	SJB-630x500x700L	630	500	700	500	315	100	65	150	125x5	18
07884214	SJB-800x550x850L	800	550	850	640	400	135	80	150	150x5	18

1056# MC 四面基座（鑽孔 / 攻牙）TOOLING BLOCKS (4 FACE TYPE-TAPPING)

SJB-03

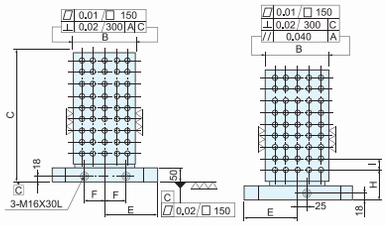

● 材質 / Material：FCD600 ● 燒鈍熱處理。/ Heat-Treatment-Annealing.

訂購編號 Order No	型號 Model	A	B	C	D	E	F	G	H	I	J
07886002	SJB-400x250x500M	400	250	500	320	200	55	50	150	50	M12-4x7x4=112
07886004	SJB-500x300x600M	500	300	600	400	250	75	60	150	50	M12-5x9x4=180
07886006	SJB-500x350x550M	500	350	550	400	250	75	60	150	50	M12-6x8x4=192
07886008	SJB-630x350x700M	630	350	700	500	315	100	65	150	50	M12-6x11x4=264
07886010	SJB-630x400x700M	630	400	700	500	315	100	65	150	50	M12-7x11x4=308
07886012	SJB-630x500x700M	630	500	700	500	315	100	65	150	50	M12-9x11x4=396
07886014	SJB-800x550x850M	800	550	850	640	400	135	80	150	50	M12-10x14x4=560
07886022	SJB-400x250x660M	400	250	660	320	200	55	50	150	50	M12-4x10x4=160
07886024	SJB-500x350x700M	500	350	700	400	250	75	60	150	50	M12-5x11x4=220
07886026	SJB-630x450x860M	630	450	860	500	315	100	65	150	50	M12-6x14x4=336
07886028	SJB-800x550x1000M	800	550	1000	640	400	135	100	150	50	M12-10x17x4=680
07886202	SJB-400x250x500H	400	250	500	320	200	55	50	150	50	M16-4x7x4=112
07886204	SJB-500x300x600H	500	300	600	400	250	75	60	150	50	M16-5x9x4=180
07886206	SJB-500x350x550H	500	350	550	400	250	75	60	150	50	M16-6x8x4=192
07886208	SJB-630x350x700H	630	350	700	500	315	100	65	150	50	M16-6x11x4=264
07886210	SJB-630x400x700H	630	400	700	500	315	100	65	150	50	M16-7x11x4=308
07886212	SJB-630x500x700H	630	500	700	500	315	100	65	150	50	M16-9x11x4=396
07886214	SJB-800x550x850H	800	550	850	640	400	135	80	150	50	M16-10x14x4=560
07886222	SJB-400x250x660H	400	250	660	320	200	55	50	150	50	M16-4x10x4=160
07886224	SJB-500x350x700H	500	350	700	400	250	75	60	150	50	M16-4x7x4=112
07886226	SJB-630x450x860H	630	450	860	500	315	100	65	150	50	M16-10x17x4=680
07886228	SJB-800x550x1000H	800	550	1000	640	400	135	100	150	50	M16-4x7x4=112

1057# MC 二面基座（鑽孔 / 攻牙）TOOLING BLOCKS (2 FACE TYPE-TAPPING)

SJB-06

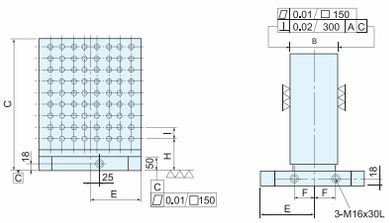

● 材質 / Material：FCD600 ● 燒鈍熱處理。/ Heat-Treatment-Annealing.

訂購編號 Order No	型號 Model	A	B	C	D	E	F	G	H	I	J
07887002	SJB-400x150x500U	400	150	500	320	200	55	50	150	50	M12-7x7x2=98
07887004	SJB-500x200x600U	500	200	600	400	250	75	60	150	50	M12-9x9x2=162
07887006	SJB-630x250x700U	630	250	700	500	315	100	65	150	50	M12-11x11x2=242
07887008	SJB-800x300x800U	800	300	800	640	400	135	80	150	50	M12-15x13x2=390
07887012	SJB-400x150x660U	400	150	660	320	200	55	50	150	50	M12-7x10x2=140
07887014	SJB-500x150x700U	500	150	700	400	250	75	60	150	50	M12-9x11x2=198
07887016	SJB-630x200x860U	630	200	860	500	315	100	65	150	50	M12-11x14x2=308
07887018	SJB-800x300x1000U	800	300	1000	640	400	135	100	150	50	M12-15x17x2=510
07887202	SJB-400x150x500V	400	150	500	320	200	55	50	150	50	M16-7x7x2=98
07887204	SJB-500x200x600V	500	200	600	400	250	75	60	150	50	M16-9x9x2=162
07887206	SJB-630x250x700V	630	250	700	500	315	100	65	150	50	M16-11x11x2=242
07887208	SJB-800x300x800V	800	300	800	640	400	135	80	150	50	M16-15x13x2=390
07887212	SJB-400x150x660V	400	150	660	320	200	55	50	150	50	M16-7x10x2=140
07887214	SJB-500x150x700V	500	150	700	400	250	75	60	150	50	M16-9x11x2=198
07887216	SJB-630x200x860V	630	200	860	500	315	100	65	150	50	M16-11x14x2=308
07887218	SJB-800x300x1000V	800	300	1000	640	400	135	100	150	50	M16-15x17x2=510

1058# MC 二面基座 TOOLING BLOCKS (2 FACE TYPE)

SJB-04

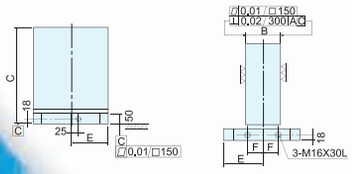

● 材質 / Material：FCD600 ● 燒鈍熱處理。/ Heat-Treatment-Annealing.

訂購編號 Order No	型號 Model	A	B	C	D	E	F	G	淨重 N.W
07886402	SJB-400x150x500P	400	150	500	320	200	55	50	218
07886404	SJB-500x200x600P	500	200	600	400	250	75	60	320
07886406	SJB-630x250x700P	630	250	700	500	315	100	65	578
07886408	SJB-800x300x800P	800	300	800	640	400	135	80	776
07886412	SJB-400x150x660P	400	150	660	300	200	55	50	207
07886414	SJB-500x150x700P	500	150	700	400	250	75	60	280
07886416	SJB-630x200x860P	630	200	860	500	315	100	65	504
07886418	SJB-800x300x1000P	800	300	1000	640	400	135	100	810

1059# MC 二面基座（T 型槽）TOOLING BLOCKS (2 FACE TYPE-T-AOLTS)

SJB-05

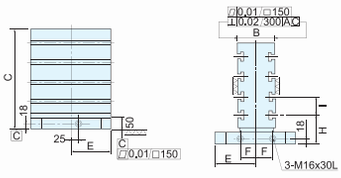

● 材質 / Material：FCD600 ● 燒鈍熱處理。/ Heat-Treatment-Annealing.

訂購編號 Order No	型號 Model	A	B	C	D	E	F	G	H	I	J
07886602	SJB-400x150x500R	400	150	500	320	200	55	50	150	100x4	14
07886604	SJB-500x200x600R	500	200	600	400	250	75	60	150	100x5	14
07886606	SJB-630x250x700R	630	250	700	500	315	100	65	150	125x5	14
07886608	SJB-800x300x800R	800	300	800	640	400	135	80	150	150x5	14
07886802	SJB-400x150x500S	400	150	500	320	200	55	50	150	100x4	18
07886804	SJB-500x200x600S	500	200	600	400	250	75	60	150	100x5	18
07886806	SJB-630x250x700S	630	250	700	500	315	100	65	150	125x5	18
07886808	SJB-800x300x800S	800	300	800	640	400	135	80	150	150x5	18

1060# 彈性化並列式虎鉗 MULTIPLE CLAMPING SYSTEM

MTL-A Single-2 Pieces 單向二片式

- 43005030 MTL-50-300-A
- 43005040 MTL-50-400-A
- 43005050 MTL-50-500-A
- 43005060 MTL-50-600-A
- 43005070 MTL-50-700-A



- 43207240 MTL-72-400-A
- 43207250 MTL-72-500-A
- 43207260 MTL-72-600-A
- 43207270 MTL-72-700-A

- 43410040 MTL-100-400-A
- 43410050 MTL-100-500-A
- 43410060 MTL-100-600-A
- 43410070 MTL-100-700-A

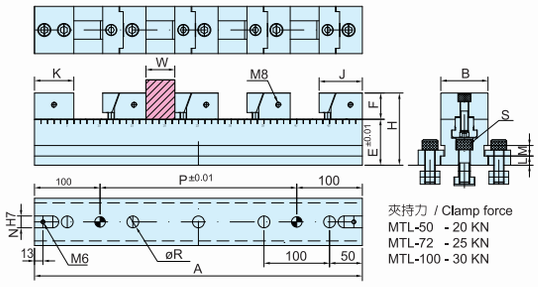

夾持力 / Clamp force
MTL-50 - 20 KN
MTL-72 - 25 KN
MTL-100 - 30 KN

Unit: mm

訂購編號 Order No	型號 Model	A	B	E	F	H	J	K	L	M	N	P	R	S	W	N.W
43005030	MTL-50-300-A	300	50	50	25	75	60	60	10	10	12	100	13	M12x35Lx3	3x20	6.8
43005040	MTL-50-400-A	400	50	50	25	75	60	60	10	10	12	200	13	M12x35Lx4	4x20	8.9
43005050	MTL-50-500-A	500	50	50	25	75	60	60	10	10	12	300	13	M12x35Lx5	4x50	10.3
43005060	MTL-50-600-A	600	50	50	25	75	60	60	10	10	12	400	13	M12x35Lx6	4x75	11.5
43005070	MTL-50-700-A	700	50	50	25	75	60	60	10	10	12	500	13	M12x35Lx7	4x100	13.5
43207240	MTL-72-400-A	400	72	70	40	110	65	60	14	16	18	200	18	M16x50Lx4	4x20	19.3
43207250	MTL-72-500-A	500	72	70	40	110	65	60	14	16	18	300	18	M16x50Lx5	4x45	22.0
43207260	MTL-72-600-A	600	72	70	40	110	65	60	14	16	18	400	18	M16x50Lx6	4x70	25.0
43207270	MTL-72-700-A	700	72	70	40	110	65	60	14	16	18	500	18	M16x50Lx7	4x95	28.5
43410040	MTL-100-400-A	400	100	70	45	115	75	70	14	16	18	200	18	M16x50Lx4	4x7	30.0
43410050	MTL-100-500-A	500	100	70	45	115	75	70	14	16	18	300	18	M16x50Lx5	4x32	34.0
43410060	MTL-100-600-A	600	100	70	45	115	75	70	14	16	18	400	18	M16x50Lx6	4x57	38.4
43410070	MTL-100-700-A	700	100	70	45	115	75	70	14	16	18	500	18	M16x50Lx7	4x82	42.5

零件 Components

- 固定口金 STATIONARY JAW

附螺絲+T型螺帽 With bolt+T nut

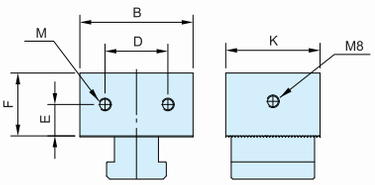

訂購編號 Order No	型號 Model	B	D	E	F	K	M	N.W
44605001	MTL-50SK	50	30	13	25	60	M6	0.7
44607201	MTL-72SK	72	40	20	40	60	M8	1.6
44610001	MTL-100SK	100	60	22	45	70	M10	2.94

- 斜度活動口金 MOVABLE JAW

附螺絲+T型螺帽 With bolt+T nut

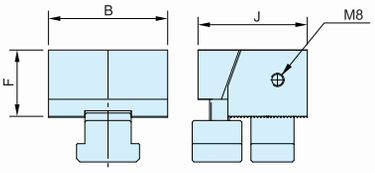

訂購編號 Order No	型號 Model	B	F	J	N.W
44605002	MTL-50MK	50	25	60	0.7
44607202	MTL-72MK	72	40	65	1.6
44610002	MTL-100MK	100	45	75	2.8

4.6.8 台直立附治具桶 / 並列式虎鉗
4.6.8 UPRIGHT MOUNTING MULTIPLE CLAMPING SYSTEM ON JIG BLOCK

- MTL-400-5055S4/J6/N8-A/D/T
- MTL-400-5065S4/J6/N8-A/D/T
- MTL-500-5065S4/J6/N8-A/D/T
- MTL-500-5075S4/J6/N8-A/D/T
- MTL-630-5075S4/J6/N8-A/D/T



磁性平行板 Magnetic Parallel Set



磁力吸住，平行板不會掉下來
Magnetic device

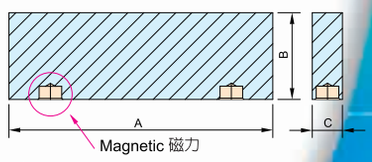

一對兩只 Pair of Parallels

訂購編號 Order No	型號 Model	A	B	C
46804812	MJ-4812	48	12	8
46804816	MJ-4816	48	16	8
46804822	MJ-4822	48	22	8
46807014	MJ-7014	70	14	8
46807023	MJ-7023	70	23	8
46807030	MJ-7030	70	30	8
46807036	MJ-7036	70	36	8
46809814	MJ-9814	98	14	8
46809823	MJ-9823	98	23	8
46809830	MJ-9830	98	30	8
46809836	MJ-9836	98	36	8
46809841	MJ-9841	98	41	8

開口 Opening		標準出貨工作夾持數量 Standard Workpiece Capacity (每台附四只夾具 / 4PCS only)				特殊夾持數量訂購選購 Optional Capacity			
		1	1 2	1 2 3	1 2 3 4	5	6	7	8
MTL-50-300A	300	180	60	20	(每台附3只夾具/ 3 pcs only)				
MTL-50-400A	400	280	110	53	25	8			
MTL-50-500A	500	380	160	86	50	28	13		
MTL-50-600A	600	480	210	120	75	48	30	17	
MTL-50-700A	700	580	260	153	100	68	46	31	20
MTL-72-400A	400	275	105	48	20				
MTL-72-500A	500	375	155	81	45	23			
MTL-72-600A	600	475	410	115	70	43	25		
MTL-72-700A	700	575	255	148	95	63	41	26	
MTL-100-400A	400	255	90	35	7				
MTL-100-500A	500	355	140	68	32	11			
MTL-100-600A	600	455	190	101	57	31	13		
MTL-100-700A	700	555	240	135	82	51	30	15	

1061# 彈性化並列式虎鉗 MULTIPLE CLAMPING SYSTEM

MTL-D Single-3 Pieces 單向三片式

- 47005030 MTL-50-300-D
- 47005040 MTL-50-400-D
- 47005050 MTL-50-500-D
- 47005060 MTL-50-600-D
- 47005070 MTL-50-700-D

- 47207240 MTL-72-400-D
- 47207250 MTL-72-500-D
- 47207260 MTL-72-600-D
- 47207270 MTL-72-700-D

- 47410040 MTL-100-400-D
- 47410050 MTL-100-500-D
- 47410060 MTL-100-600-D
- 47410070 MTL-100-700-D

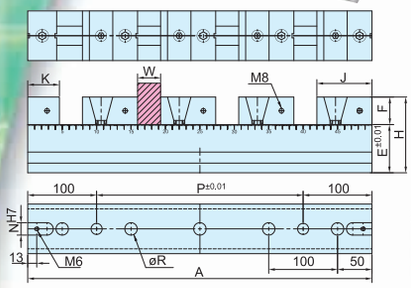

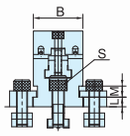

夾持力 / Clamp force
MTL-50 - 20 KN
MTL-72 - 25 KN
MTL-100 - 30 KN

Unit: mm

訂購編號 Order No	型號 Model	A	B	E	F	H	J	K	L	M	N	P	R	S
47005030	MTL-50-300-D	300	50	50	25	75	60	34	10	10	12	100	13	M12x35Lx3
47005040	MTL-50-400-D	400	50	50	25	75	60	34	10	10	12	200	13	M12x35Lx4
47005050	MTL-50-500-D	500	50	50	25	75	60	34	10	10	12	300	13	M12x35Lx5
47005060	MTL-50-600-D	600	50	50	25	75	60	34	10	10	12	400	13	M12x35Lx6
47005070	MTL-50-700-D	700	50	50	25	75	60	34	10	10	12	500	13	M12x35Lx7
47207240	MTL-72-400-D	400	72	70	40	110	80	42	14	16	18	200	18	M16x50Lx4
47207250	MTL-72-500-D	500	72	70	40	110	80	42	14	16	18	300	18	M16x50Lx5
47207260	MTL-72-600-D	600	72	70	40	110	80	42	14	16	18	400	18	M16x50Lx6
47207270	MTL-72-700-D	700	72	70	40	110	80	42	14	16	18	500	18	M16x50Lx7
47410040	MTL-100-400-D	400	100	70	45	115	92	48	14	16	18	200	18	M16x50Lx4
47410050	MTL-100-500-D	500	100	70	45	115	92	48	14	16	18	300	18	M16x50Lx5
47410060	MTL-100-600-D	600	100	70	45	115	92	48	14	16	18	400	18	M16x50Lx6
47410070	MTL-100-700-D	700	100	70	45	115	92	48	14	16	18	500	18	M16x50Lx7

零件 Components

- 固定口金 STATIONARY JAW



附螺絲+T型螺帽 With bolt+T nut

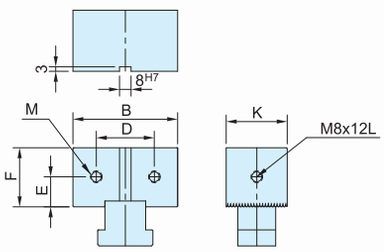

訂購編號 Order No	型號 Model	B	D	E	F	K	M
47605001	MTL-50SK-D	50	30	13	25	32	M6
47607201	MTL-72SK-D	72	40	20	40	42	M8
47610001	MTL-100SK-D	100	60	22	45	48	M10

- 斜度活動口金 MOVABLE JAW



附螺絲+T型螺帽 With bolt+T nut

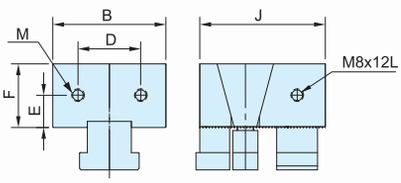

訂購編號 Order No	型號 Model	B	D	E	F	J	M
47605002	MTL-50MK-D	50	30	13	25	60	M6
47607202	MTL-72MK-D	72	40	20	40	80	M8
47610002	MTL-100MK-D	100	60	22	45	92	M10

- 停止檔 STOPPER

44600075 ST-75M　44600065 ST-65M　44600055 ST-55M

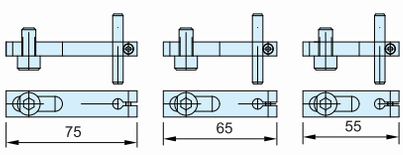

44600075 ST-75M　44600065 ST-65M　44600055 ST-55M

訂購編號 Order No	型號 Model	固定口金 STATIONARY	活動口金 MOVABLE
44600055	MTL-50	ST-65M	ST-55M
44600065	MTL-72	ST-65M	ST-55M
44600075	MTL-100	ST-75M	ST-55M

開口 Opening		標準出貨工作夾持數量 Standard Workpiece Capacity				特殊夾持數量訂購選購 Optional Capacity			
		1	1 2	1 2 3	1 2 3 4	5	6	7	8
MTL-50-300-D	300	206	73	28	6				
MTL-50-400-D	400	306	123	62	31	11			
MTL-50-500-D	500	406	173	95	56	31	17	6	
MTL-50-600-D	600	506	223	128	81	51	34	20	10
MTL-50-700-D	700	606	273	162	106	71	51	35	23
MTL-72-400-D	400	278	99	39	9				
MTL-72-500-D	500	378	149	72	34	11			
MTL-72-600-D	600	478	199	106	59	31	13		
MTL-72-700-D	700	578	249	139	84	51	29	14	
MTL-100-400-D	400	260	84	25					
MTL-100-500-D	500	360	134	58	21				
MTL-100-600-D	600	460	184	92	46	18			
MTL-100-700-D	700	560	234	125	71	38	16		

1062# 彈性化並列式虎鉗 MULTIPLE CLAMPING SYSTEM

MTL-T Twin-3 Pieces 雙向三片式

- 48005030 MTL-50-300-T
- 48005040 MTL-50-400-T
- 48005050 MTL-50-500-T
- 48005060 MTL-50-600-T
- 48005070 MTL-50-700-T



- 48207240 MTL-72-400-T
- 48207250 MTL-72-500-T
- 48207260 MTL-72-600-T
- 48207270 MTL-72-700-T

- 48410040 MTL-100-400-T
- 48410050 MTL-100-500-T
- 48410060 MTL-100-600-T
- 48410070 MTL-100-700-T



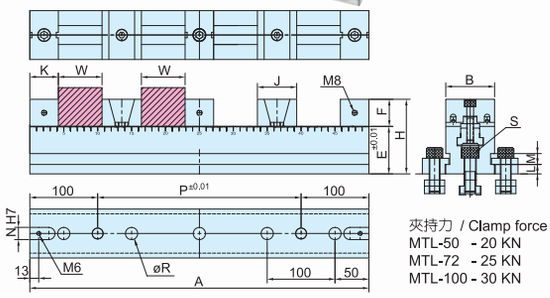

夾持力 / Clamp force
MTL-50 - 20 KN
MTL-72 - 25 KN
MTL-100 - 30 KN

Unit: mm

訂購編號 Order No	型號 Model	A	B	E	F	H	J	K	L	M	N	P	R	S
48005030	MTL-50-300-T	300	50	50	25	75	40	34	10	10	12	100	13	M12x35Lx3
48005040	MTL-50-400-T	400	50	50	25	75	40	34	10	10	12	200	13	M12x35Lx4
48005050	MTL-50-500-T	500	50	50	25	75	40	34	10	10	12	300	13	M12x35Lx5
48005060	MTL-50-600-T	600	50	50	25	75	40	34	10	10	12	400	13	M12x35Lx6
48005070	MTL-50-700-T	700	50	50	25	75	40	34	10	10	12	500	13	M12x35Lx7
48207240	MTL-72-400-T	400	72	70	40	110	58	42	14	16	18	200	18	M16x50Lx4
48207250	MTL-72-500-T	500	72	70	40	110	58	42	14	16	18	300	18	M16x50Lx5
48207260	MTL-72-600-T	600	72	70	40	110	58	42	14	16	18	400	18	M16x50Lx6
48207270	MTL-72-700-T	700	72	70	40	110	58	42	14	16	18	500	18	M16x50Lx7
48410040	MTL-100-400-T	400	100	70	45	115	64	48	14	16	18	200	18	M16x50Lx4
48410050	MTL-100-500-T	500	100	70	45	115	64	48	14	16	18	300	18	M16x50Lx5
48410060	MTL-100-600-T	600	100	70	45	115	64	48	14	16	18	400	18	M16x50Lx6
48410070	MTL-100-700-T	700	100	70	45	115	64	48	14	16	18	500	18	M16x50Lx7

零件 Components

- 固定口金 STATIONARY JAW



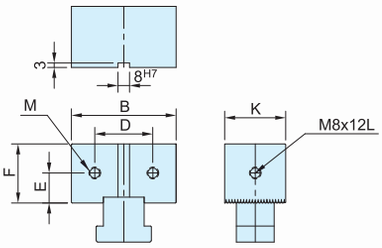

附螺絲+T型螺帽 With bolt+T nut

訂購編號 Order No	型號 Model	B	D	E	F	K	M
47605001	MTL-50SK-D	50	30	13	25	32	M6
47607201	MTL-72SK-D	72	40	20	40	42	M8
47610001	MTL-100SK-D	100	60	22	45	48	M10

- 斜度活動口金 MOVABLE JAW



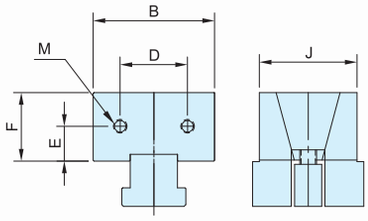

附螺絲+T型螺帽 With bolt+T nut

訂購編號 Order No	型號 Model	B	D	E	F	J	M
48605002	MTL-50MK-T	50	30	13	25	40	M6
48607202	MTL-72MK-T	72	40	20	40	58	M8
48610002	MTL-100MK-T	100	60	22	45	64	M10

- 並列式虎鉗本台 Multiple Clamping System Main Body

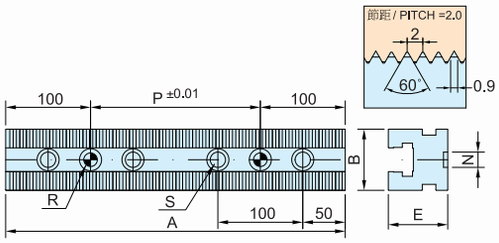

式

訂購編號 Order No	型號 Model	A	B	E	N	P	R	S	N.W
44005030	MTL-50-300	300	50	50	12	100	12	13	4.0
44005040	MTL-50-400	400	50	50	12	200	12	13	5.4
44005050	MTL-50-500	500	50	50	12	300	12	13	6.8
44005060	MTL-50-600	600	50	50	12	400	12	13	8.0
44005070	MTL-50-700	700	50	50	12	500	12	13	9.8
44207240	MTL-72-400	400	72	70	18	200	16	18	11.3
44207250	MTL-72-500	500	72	70	18	300	16	18	14.1
44207260	MTL-72-600	600	72	70	18	400	16	18	17.1
44207270	MTL-72-700	700	72	70	18	500	16	18	20.5
44410040	MTL-100-400	400	100	70	18	200	16	18	15.7
44410050	MTL-100-500	500	100	70	18	300	16	18	19.7
44410060	MTL-100-600	600	100	70	18	400	16	18	24.2
44410070	MTL-100-700	700	100	70	18	500	16	18	28.3

開口 Opening		標準出貨工作夾持數量 Standard Workpiece Capacity				特殊夾持數量訂購選購 Optional Capacity	
		1 2	1 2 3 4	1 2 3 4 5 6	1 2 3 4 5 6 7 8	10	12
MTL-50-300-T	300	96	29	7			
MTL-50-400-T	400	146	54	24	8		
MTL-50-500-T	500	196	79	40	21	9	1.8
MTL-50-600-T	600	246	104	57	33	19	10
MTL-50-700-T	700	296	129	74	46	29	18.5
MTL-72-400-T	400	129	39	9			
MTL-72-500-T	500	179	64	26	7		
MTL-72-600-T	600	229	89	43	19	5	
MTL-72-700-T	700	279	114	59	32	15	4.5
MTL-100-400-T	400	120	32	2			
MTL-100-500-T	500	170	57	19			
MTL-100-600-T	600	220	82	36	13		
MTL-100-700-T	700	270	107	52	25	9	

1063# 彈性化並列式虎鉗 FLEXIBLE YES VISE

6072C

- 整座硬化熱處理 Hardened

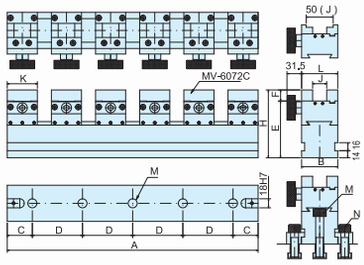

5μ 夾緊後工件上浮量 Jaw lift and workpiece tilt

訂購編號 Order No	型號 Model	J
40107230	MV-6072CS-300	0-50
40107240	MV-6072CS-400	0-50
40107250	MV-6072CS-500	0-50
40107260	MV-6072CS-600	0-50
40107270	MV-6072CS-700	0-50

PAT.

訂購編號 Order No	型號 Model	A	B	C	D	E	F	H	J	K	L	M (Standard)	N (Optional)	MV-6072C	淨重 N.W.
40007230	MV-6072C-300	300	72	50	100	113	18	131	0-25	60	72	M16x80Lx3	M16x50Lx4	4 pcs	17.2
40007240	MV-6072C-400	400	72	50	100	113	18	131	0-25	60	72	M16x80Lx4	M16x50Lx4	5 pcs	22.4
40007250	MV-6072C-500	500	72	50	100	113	18	131	0-25	60	72	M16x80Lx5	M16x50Lx4	6 pcs	27.7
40007260	MV-6072C-600	600	72	50	100	113	18	131	0-25	60	72	M16x80Lx6	M16x50Lx4	7 pcs	32.7
40007270	MV-6072C-700	700	72	50	100	113	18	131	0-25	60	72	M16x80Lx7	M16x50Lx4	8 pcs	38.0

1064# 彈性化並列式虎鉗 FLEXIBLE YES VISE

7272C

- 整座硬化熱處理 Hardened



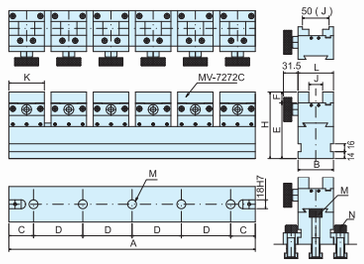

5μ 夾緊後工件上浮量 Jaw lift and workpiece tilt

訂購編號 Order No	型號 Model	J
40307230	MV-7272CS-300	0-50
40307240	MV-7272CS-400	0-50
40307250	MV-7272CS-500	0-50
40307260	MV-7272CS-600	0-50
40307270	MV-7272CS-700	0-50

PAT.

訂購編號 Order No	型號 Model	A	B	C	D	E	F	H	J	K	L	M (Standard)	N (Optional)	MV-7272C	淨重 N.W.
40207230	MV-7272C-300	300	72	50	100	113	18	131	0-25	72	72	M16x80Lx3	M16x50Lx4	3 pcs	16.6
40207240	MV-7272C-400	400	72	50	100	113	18	131	0-25	72	72	M16x80Lx4	M16x50Lx4	4 pcs	22.2
40207250	MV-7272C-500	500	72	50	100	113	18	131	0-25	72	72	M16x80Lx5	M16x50Lx4	5 pcs	29.8
40207260	MV-7272C-600	600	72	50	100	113	18	131	0-25	72	72	M16x80Lx6	M16x50Lx4	6 pcs	35.2
40207270	MV-7272C-700	700	72	50	100	113	18	131	0-25	72	72	M16x80Lx7	M16x50Lx4	7 pcs	40.8

1065# 彈性化並列式虎鉗 FLEXIBLE YES VISE

7272P

- 整座硬化熱處理 Hardened



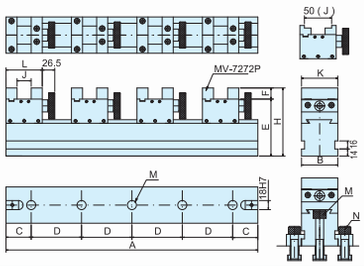

5μ 夾緊後工件上浮量 Jaw lift and workpiece tilt

訂購編號 Order No	型號 Model	J
40507230	MV-7272PS-300	0-50
40507240	MV-7272PS-400	0-50
40507250	MV-7272PS-500	0-50
40507260	MV-7272PS-600	0-50
40507270	MV-7272PS-700	0-50

PAT.

訂購編號 Order No	型號 Model	A	B	C	D	E	F	H	J	K	L	M (Standard)	N (Optional)	MV-7272P	淨重 N.W.
40407230	MV-7272P-300	300	72	50	100	113	18	131	0-25	72	72	M16x80Lx3	M16x50Lx4	3 pcs	16.6
40407240	MV-7272P-400	400	72	50	100	113	18	131	0-25	72	72	M16x80Lx4	M16x50Lx4	4 pcs	22.2
40407250	MV-7272P-500	500	72	50	100	113	18	131	0-25	72	72	M16x80Lx5	M16x50Lx4	5 pcs	27.8
40407260	MV-7272P-600	600	72	50	100	113	18	131	0-25	72	72	M16x80Lx6	M16x50Lx4	6 pcs	33.2
40407270	MV-7272P-700	700	72	50	100	113	18	131	0-25	72	72	M16x80Lx7	M16x50Lx4	7 pcs	38.8

1066# 彈性化並列式虎鉗 FLEXIBLE YES VISE

72100P

- 整座硬化熱處理 Hardened

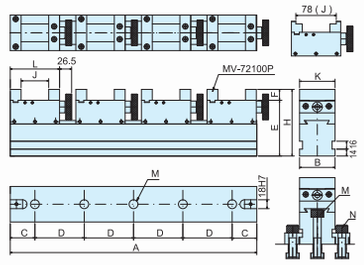

5μ 夾緊後工件上浮量 Jaw lift and workpiece tilt

訂購編號 Order No	型號 Model	J
40707230	MV-72100PS-300	0-78
40707240	MV-72100PS-400	0-78
40707250	MV-72100PS-500	0-78
40707260	MV-72100PS-600	0-78
40707270	MV-72100PS-700	0-78

PAT.

訂購編號 Order No	型號 Model	A	B	C	D	E	F	H	J	K	L	M (Standard)	N (Optional)	MV-72100P	淨重 N.W.
40607230	MV-72100P-300	300	72	50	100	113	18	131	0-52	72	100	M16x80Lx3	M16x50Lx4	2 pcs	15.6
40607240	MV-72100P-400	400	72	50	100	113	18	131	0-52	72	100	M16x80Lx4	M16x50Lx4	3 pcs	21.7
40607250	MV-72100P-500	500	72	50	100	113	18	131	0-52	72	100	M16x80Lx5	M16x50Lx4	4 pcs	27.8
40607260	MV-72100P-600	600	72	50	100	113	18	131	0-52	72	100	M16x80Lx6	M16x50Lx4	4 pcs	31.2
40607270	MV-72100P-700	700	72	50	100	113	18	131	0-52	72	100	M16x80Lx7	M16x50Lx4	5 pcs	37.3

1067# 彈性化並列式虎鉗 FLEXIBLE YES VISE

60100C

- 整座硬化熱處理 Hardened



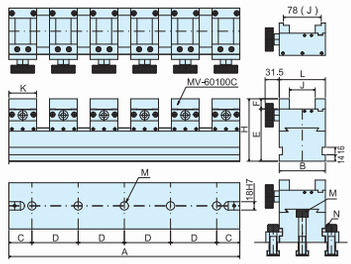

5μ 夾緊後工件上浮量 Jaw lift and workpiece tilt

訂購編號 Order No	型號 Model	J
41110030	MV-60100CS-300	0-78
41110040	MV-60100CS-400	0-78
41110050	MV-60100CS-500	0-78
41110060	MV-60100CS-600	0-78
41110070	MV-60100CS-700	0-78

PAT.

訂購編號 Order No	型號 Model	A	B	C	D	E	F	H	J	K	L	M (Standard)	N (Optional)	MV-60100C	淨重 N.W.
41010030	MV-60100C-300	300	100	50	100	113	18	131	0-52	60	100	M16x80Lx3	M16x50Lx4	4 pcs	18.8
41010040	MV-60100C-400	400	100	50	100	113	18	131	0-52	60	100	M16x80Lx4	M16x50Lx4	5 pcs	24.5
41010050	MV-60100C-500	500	100	50	100	113	18	131	0-52	60	100	M16x80Lx5	M16x50Lx4	6 pcs	30.1
41010060	MV-60100C-600	600	100	50	100	113	18	131	0-52	60	100	M16x80Lx6	M16x50Lx4	7 pcs	35.6
41010070	MV-60100C-700	700	100	50	100	113	18	131	0-52	60	100	M16x80Lx7	M16x50Lx4	8 pcs	41.2

1068# 彈性化並列式虎鉗 FLEXIBLE YES VISE

72100C

- 整座硬化熱處理 Hardened



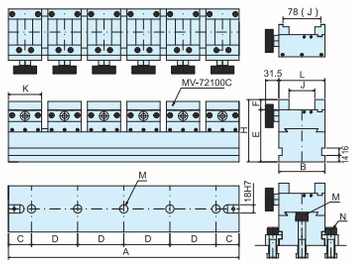

5μ 夾緊後工件上浮量 Jaw lift and workpiece tilt

訂購編號 Order No	型號 Model	J
41310030	MV-72100CS-300	0-78
41310040	MV-72100CS-400	0-78
41310050	MV-72100CS-500	0-78
41310060	MV-72100CS-600	0-78
41310070	MV-72100CS-700	0-78

PAT.

訂購編號 Order No	型號 Model	A	B	C	D	E	F	H	J	K	L	M (Standard)	N (Optional)	MV-72100C	淨重 N.W.
41210030	MV-72100C-300	300	100	50	100	113	18	131	0-52	72	100	M16x80Lx3	M16x50Lx4	3 pcs	18.2
41210040	MV-72100C-400	400	100	50	100	113	18	131	0-52	72	100	M16x80Lx4	M16x50Lx4	4 pcs	24.3
41210050	MV-72100C-500	500	100	50	100	113	18	131	0-52	72	100	M16x80Lx5	M16x50Lx4	6 pcs	32.9
41210060	MV-72100C-600	600	100	50	100	113	18	131	0-52	72	100	M16x80Lx6	M16x50Lx4	7 pcs	38.8
41210070	MV-72100C-700	700	100	50	100	113	18	131	0-52	72	100	M16x80Lx7	M16x50Lx4	8 pcs	44.9

1069# 彈性化並列式虎鉗 FLEXIBLE YES VISE

100100C

- 整座硬化熱處理 Hardened



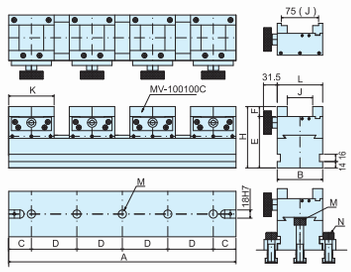

5μ 夾緊後工件上浮量 Jaw lift and workpiece tilt

訂購編號 Order No	型號 Model	J
41510030	MV-100100CS-300	0-75
41510040	MV-100100CS-400	0-75
41510050	MV-100100CS-500	0-75
41510060	MV-100100CS-600	0-75
41510070	MV-100100CS-700	0-75

PAT.

訂購編號 Order No	型號 Model	A	B	C	D	E	F	H	J	K	L	M (Standard)	N (Optional)	MV-100100C	淨重 N.W.
41410030	MV-100100C-300	300	100	50	100	113	18	131	0-50	100	100	M16x80Lx3	M16x50Lx4	2 pcs	22.3
41410040	MV-100100C-400	400	100	50	100	113	18	131	0-50	100	100	M16x80Lx4	M16x50Lx4	3 pcs	30.8
41410050	MV-100100C-500	500	100	50	100	113	18	131	0-50	100	100	M16x80Lx5	M16x50Lx4	4 pcs	39.6
41410060	MV-100100C-600	600	100	50	100	113	18	131	0-50	100	100	M16x80Lx6	M16x50Lx4	5 pcs	47.9
41410070	MV-100100C-700	700	100	50	100	113	18	131	0-50	100	100	M16x80Lx7	M16x50Lx4	6 pcs	56.0

1070# 彈性化並列式虎鉗 FLEXIBLE YES VISE

100100P

- 整座硬化熱處理 Hardened



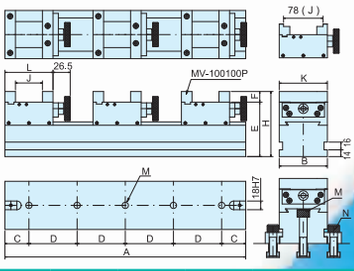

5μ 夾緊後工件上浮量 Jaw lift and workpiece tilt

訂購編號 Order No	型號 Model	J
41710030	MV-100100PS-300	0-78
41710040	MV-100100PS-400	0-78
41710050	MV-100100PS-500	0-78
41710060	MV-100100PS-600	0-78
41710070	MV-100100PS-700	0-78

PAT.

訂購編號 Order No	型號 Model	A	B	C	D	E	F	H	J	K	L	M (Standard)	N (Optional)	MV-100100P	淨重 N.W.
41610030	MV-100100P-300	300	100	50	100	113	18	131	0-50	100	100	M16x80Lx3	M16x50Lx4	2 pcs	22.3
41610040	MV-100100P-400	400	100	50	100	113	18	131	0-50	100	100	M16x80Lx4	M16x50Lx4	3 pcs	30.8
41610050	MV-100100P-500	500	100	50	100	113	18	131	0-50	100	100	M16x80Lx5	M16x50Lx4	4 pcs	39.6
41610060	MV-100100P-600	600	100	50	100	113	18	131	0-50	100	100	M16x80Lx6	M16x50Lx4	4 pcs	47.9
41610070	MV-100100P-700	700	100	50	100	113	18	131	0-50	100	100	M16x80Lx7	M16x50Lx4	5 pcs	56.0

1071# 4面直立/彈性化並列式虎鉗 4 UPRIGHT YES VISE ON JIG BLOCK

MV-V4


MV-7272P-500V4


MV-72100P-500V4


MV-100100P-500V4

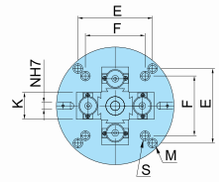

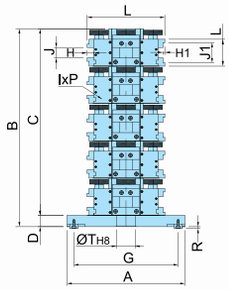

PAT.

訂購編號 Order No	型號 Model	A	B	C	D	E	F	G	K	P	I	J	J1
42007230	MV-7272P-300V4	316	330	300	30	200	160	280	72	12 pcs	MV-7272P	0-25	0-50
42007250	MV-7272P-500V4	316	530	500	30	200	160	280	72	20 pcs	MV-7272P	0-25	0-50
42007265	MV-7272P-650V4	316	680	650	30	200	160	280	72	24 pcs	MV-7272P	0-25	0-50
42207030	MV-72100P-300V4	316	330	300	30	200	160	280	72	8 pcs	MV-72100P	0-52	0-78
42207250	MV-72100P-500V4	316	530	500	30	200	160	280	72	16 pcs	MV-72100P	0-52	0-78
42207265	MV-72100P-650V4	316	680	650	30	200	160	280	72	20 pcs	MV-72100P	0-52	0-78
42410030	MV-100100P-300V4	316	330	300	30	200	160	280	100	8 pcs	MV-100100P	0-52	0-78
42410050	MV-100100P-500V4	316	530	500	30	200	160	280	100	16 pcs	MV-100100P	0-52	0-78
42410065	MV-100100P-650V4	316	680	650	30	200	160	280	100	20 pcs	MV-100100P	0-52	0-78

1072# 並列式虎鉗本台 YES VISE MAIN BODY


MV-072×500


MV-100×500

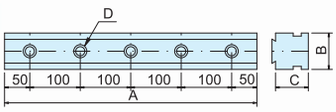

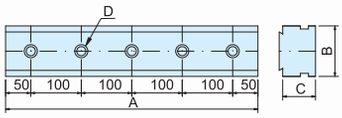

訂購編號 Order No	型號 Model	A	B	C	D	淨重 N.W.
42072300	MV-072×300	300	72	65	M16×80L×3	10.6
42072400	MV-072×400	400	72	65	M16×80L×4	14.2
42072500	MV-072×500	500	72	65	M16×80L×5	17.8
42072600	MV-072×600	600	72	65	M16×80L×6	21.2
42072700	MV-072×700	700	72	65	M16×80L×7	24.8
42100300	MV-100×300	300	100	65	M16×80L×3	15.2
42100400	MV-100×400	400	100	65	M16×80L×4	20.2
42100500	MV-100×500	500	100	65	M16×80L×5	25.4
42100600	MV-100×600	600	100	65	M16×80L×6	30.2
42100700	MV-100×700	700	100	65	M16×80L×7	34.8

虎鉗滑座 YES VISE


MV-6072CS

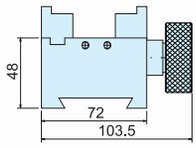

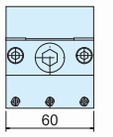


MV-7272CS

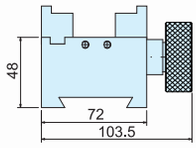

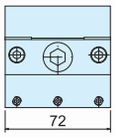


MV-7272PS

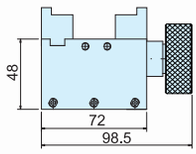

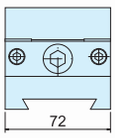


MV-72100PS

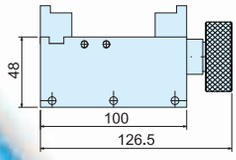

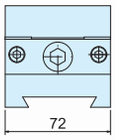


MV-60100CS

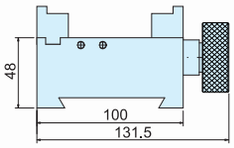

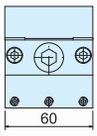


MV-72100CS

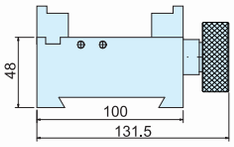

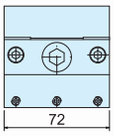


MV-100100CS

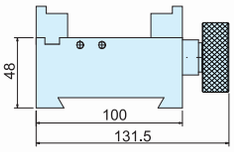

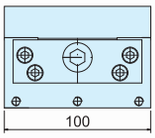


MV-100100PS

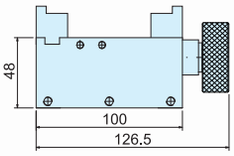

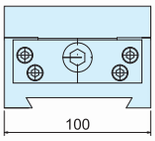

標準附件 Standard Accessories

- 螺栓 / Bolts(M16×80L)
- T型螺帽 / T-Nut (M16×3-7只)


Q'ty : 3~7 pcs

- 導正鍵 / Guide key 18mm (M6×10L)


Q'ty : 2 pcs

- 把手 / Handle(6mm) Model:HA-06


Q'ty : 1 pcs

- 停止檔 / Stopper Model: ST-05(M5×6L)


Q'ty : 2~8 pcs

特殊附件 Optional Accessories

- 壓塊 / Vise locked block Model: VL-16(M16×50L)


Q'ty : 4 Sets

1073# 鑽頭研磨機(單砂輪/雙砂輪) DRILL GRINDING MACHINE (SINGLE WHEEL/TWIN WHEEL)

- 078201300 SA-1300-110V
- 078272000 SA-2000-110V
- 078242500 SA-2500-110V
- 078221300 SA-1300-220V
- 078282000 SA-2000-220V
- 078262500 SA-2500-220V


SA-1300 (φ3~φ13)
(φ2 特別附件 Optional)


SA-2000 (φ3~φ20)
(φ2 特別附件 Optional)


SA-2500 (φ13~φ26)
(φ27 特別附件 Optional)

- 078201302 SA-1302-110V
- 078272002 SA-2002-110V
- 078242502 SA-2502-110V
- 078221302 SA-1302-220V
- 078282002 SA-2002-220V
- 078262502 SA-2502-220V


SA-1302 (φ3~φ13)
(φ2 特別附件 Optional)


SA-2002 (φ3~φ20)
(φ2 特別附件 Optional)


SA-2502 (φ13~φ26)
(φ27~φ30 特別附件 Optional)

簡 單 Easy
精 確 Accurate
快 速 Fast

- 一台機械同時裝置有兩只砂輪，一只為CBN砂輪，可用於高速鋼(HSS)鑽頭，一只為鑽石砂輪，可用於碳化鎢鑽頭，免除常換砂輪的困擾。
- 操作簡單，研磨精確，經濟實惠。
- 手提式設計，攜帶方便，室內、室外均可使用。
- 採用鑽石砂輪設計，砂輪壽命極長，研磨角度精確。
- 隱藏式筒夾盒設計，方便管理筒夾。
- 採用高效率AC馬達，頻率穩定，壽命佳。

- Two wheels build in one machine. (Twin wheel), One side (CBN wheel) is suitable for HSS, The other side (Diamond wheel) is suitable for carbide drill.
- Easy operation, Precision grinding and cost saving.
- Hand held for easy movement and can operate inside and outside of the room.
- Use diamond wheel for long lasting service life and precise grinding angle.
- Built-in collet bracket for easy management collets.

標準附件

- 筒夾 Collets：
  SA-1300, 1302: ER-20 Ø3, Ø4, Ø5, Ø6, Ø7, Ø8, Ø9, Ø10, Ø11, Ø12, Ø13 × 11pcs
  SA-2000, 2002: ER-25 Ø3, Ø4, Ø5, Ø6, Ø7, Ø8, Ø9, Ø10, Ø11, Ø12, Ø13, Ø14, Ø15, Ø16, Ø17, Ø18, Ø19, Ø20 × 18pcs
  SA-2500, 2502: ER-40 Ø13, Ø14, Ø15, Ø16, Ø17, Ø18, Ø19, Ø20, Ø21, Ø22, Ø23, Ø24, Ø25, Ø26 × 14pcs
- 砂輪 Wheel：
  CBN #200 × 1pc (SA-1300, SA-2000) (HSS鑽頭用for HSS drill)
  CBN #140 × 1pc (SA-2500) (HSS鑽頭用for HSS drill)
  CBN #200 × 1pc (HSS鑽頭用for HSS drill)，鑽石砂輪 #400 × 1pc (碳化鎢鑽頭用) (SA-1302, SA-2002)
  CBN #140 × 1pc (HSS鑽頭用)，鑽石砂輪 #300 × 1pc (碳化鎢鑽頭用) (SA-2502)
- 4 mm六角扳手 × 1pc

Standard Accessories

- Collets：
  SA-1300, 1302: ER-20 Ø3, Ø4, Ø5, Ø6, Ø7, Ø8, Ø9, Ø10, Ø11, Ø12, Ø13 × 11pcs
  SA-2000, 2002: ER-25 Ø3, Ø4, Ø5, Ø6, Ø7, Ø8, Ø9, Ø10, Ø11, Ø12, Ø13, Ø14, Ø15, Ø16, Ø17, Ø18, Ø19, Ø20 × 18pcs
  SA-2500, 2502: ER-40 Ø13, Ø14, Ø15, Ø16, Ø17, Ø18, Ø19, Ø20, Ø21, Ø22, Ø23, Ø24, Ø25, Ø26 × 14pcs
- Wheel：
  CBN #200 × 1pc (SA-1300, SA-2000) (for HSS drill)
  CBN #140 × 1pc (SA-2500) (for HSS drill)
  CBN #200 × 1pc (for HSS drill), Diamond wheel #400 × 1pc (for Carbide drill) (SA-1302, SA-2002)
  CBN #140 × 1pc (for HSS drill)，Diamond wheel #300 × 1pc (for Carbide drill) (SA-2502)
- 4 mm Hex. wrench × 1pc

特殊附件

- 筒夾：
  SA-1300, 1302: ER-20 Ø3.5, Ø4.5, Ø5.5, Ø6.5, Ø7.5, Ø8.5, Ø9.5, Ø10.5, Ø11.5, Ø12.5 × 10pcs
  SA-2000, 2002: ER-25 Ø3.5, Ø4.5, Ø5.5, Ø6.5, Ø7.5, Ø8.5, Ø9.5, Ø10.5, Ø11.5, Ø12.5, Ø13.5, Ø14.5, Ø15.5, Ø16.5, Ø17.5, Ø18.5, Ø19.5 × 17pcs
  SA-2500, 2502: ER-40 Ø13.5, Ø14.5, Ø15.5, Ø16.5, Ø17.5, Ø18.5, Ø19.5, Ø20.5, Ø21.5, Ø22.5, Ø23.5, Ø24.5, Ø25.5 × 13pcs (Ø27, Ø28, Ø29, Ø30)
- 砂輪：(適合碳化鎢鑽頭使用)
  鑽石砂輪 #400 × 1pc (SA-1300, SA-2000)
  鑽石砂輪 #300 × 1pc (SA-2500)

Optional Accessories

- Collets：
  SA-1300, 1302: ER-20 Ø3.5, Ø4.5, Ø5.5, Ø6.5, Ø7.5, Ø8.5, Ø9.5, Ø10.5, Ø11.5, Ø12.5 × 10pcs
  SA-2000, 2002: ER-25 Ø3.5, Ø4.5, Ø5.5, Ø6.5, Ø7.5, Ø8.5, Ø9.5, Ø10.5, Ø11.5, Ø12.5, Ø13.5, Ø14.5, Ø15.5, Ø16.5, Ø17.5, Ø18.5, Ø19.5 × 17pcs
  SA-2500, 2502: ER-40 Ø13.5, Ø14.5, Ø15.5, Ø16.5, Ø17.5, Ø18.5, Ø19.5, Ø20.5, Ø21.5, Ø22.5, Ø23.5, Ø24.5, Ø25.5 × 13pcs (Ø27, Ø28, Ø29, Ø30)
- Wheel：(Diamond For Carbide drill)
  Diamond wheel #400 × 1pc (SA-1300, SA-2000)
  Diamond wheel #300 × 1pc (SA-2500)

PAT.

型號 Model	直徑範圍 Dia. Capacity	角度範圍 Angle Capacity	電源/Power (單相/Single)	淨重 N.W.	毛重 G.W.	保險絲 Fuse (慢斷型)	鑽石砂輪 Wheel	筒夾 Collet	外型尺寸 Dimension
SA-1300	φ3~13mm	90°~144°(φ6~13)	AC100~110V 50~60Hz	10	11	6A	CBN#200	ER-20	320×220×200
	(φ2 optional)	118°~135°(φ2~6)	AC220~240V 50~60Hz			3A			
SA-2000	φ3~20mm	90°~144°(φ6~20)	AC100~110V 50~60Hz	16	17	8A	CBN#200	ER-25	415×240×220
	(φ2 optional)	118°~135°(φ2~6)	AC220~240V 50~60Hz			4A			
SA-2500	φ13~26mm	90°~144°(φ13~26)	AC100~110V 50~60Hz	26	27	8A	CBN#140	ER-40	490×270×250
	(φ27~30 optional)	118°~135°(φ27~30)	AC220~240V 50~60Hz			4A			
SA-1302	φ3~13mm	90°~144°(φ6~13)	AC100~110V 50~60Hz	12	13	6A	CBN#200 鑽石砂輪400	ER-20	350×250×220
	(φ2 optional)	118°~135°(φ2~6)	AC220~240V 50~60Hz			3A			
SA-2002	φ3~20mm	90°~144°(φ6~20)	AC100~110V 50~60Hz	18	19	8A	CBN#200 鑽石砂輪400	ER-25	360×280×230
	(φ2 optional)	118°~135°(φ2~6)	AC220~240V 50~60Hz			4A			
SA-2502	φ13~26mm	90°~144°(φ13~26)	AC100~110V 50~60Hz	29	30	8A	CBN#140 鑽石砂輪300	ER-40	420×310×270
	(φ27~30 optional)	118°~135°(φ27~30)	AC220~240V 50~60Hz			4A			

1073# 鑽頭研磨機(單砂輪/雙砂輪) DRILL GRINDING MACHINE (SINGLE WHEEL/TWIN WHEEL)

A.筒夾 / Collet

型號 Model	筒夾 Collet	標準附件 Standard	特殊附件 Optional
SA-1300	ER20	ø3~ø13	ø2.5
SA-2000	ER25	ø3~ø20	ø2.5
SA-2500	ER40	ø13~ø26	ø27~ø30
SA-1302	ER20	ø3~ø13	ø2.5
SA-2002	ER25	ø3~ø20	ø2.5
SA-2502	ER40	ø13~ø26	ø27~ø30

B.長度及方位設定 / Position & Length Pre-setting

C.先端角研磨 / Point Angle

D.逃隙角研磨 / Chisel Edge Angle

鑽頭研磨機 / 操作說明 DRILL GRINDING MACHINE / OPERATION :

A.如何完成鑽頭研磨前準備 / How to prepare for drill grinding

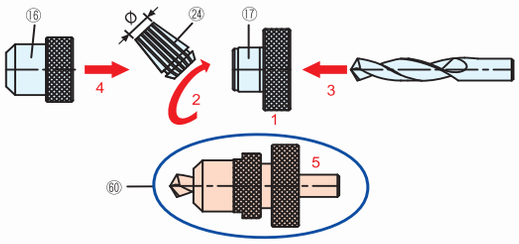

B.如何完成鑽頭長度及方位設定之準備
How to position the length and movement of the drill

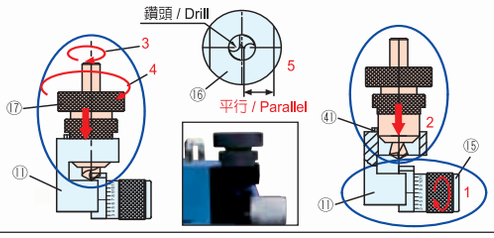

C.如何研磨鑽頭先端角
How to grind point angle



D.如何研磨鑽頭逃隙角
How to grind drill chisel edge angle



E.如何更換鑽石砂輪
How to change grinding wheel



A. 如何完成鑽頭研磨前準備

1. 首先確認鑽頭直徑，再選擇筒夾㉔直徑。
2. 將已選筒夾以適當角度嵌入筒夾迫緊帽內⑰。
3. 鑽頭插入筒夾內，並伸出約35 mm左右，但不可鎖緊。
4. 筒夾環⑯套入筒夾㉔並鎖入筒夾迫緊帽⑰然後輕輕鎖入並保持鑽頭可用手旋轉。
5. 以上步驟即完成鑽頭研磨前準備⑥⓪ 。

B.如何完成鑽頭長度及方位設定之準備

1. 首先將刻度環⑮調到所須研磨鑽頭直徑一樣。
2. 將整組已準備好之鑽頭夾頭組⑥⓪(如A1-A4步驟)插入長度設定座⑪內，並將直銷㊶嵌入凹槽內。
3. 將整組鑽頭夾頭組⑥⓪順時鐘方向旋轉至頂住直銷㊶同時將鑽頭順時鐘方向旋轉至頂住鑽頭刀刃為止。
4. 筒夾迫緊順環⑰順時鐘方向將鑽頭鎖緊。
5. 將整組鑽頭夾頭組⑥⓪取出，確認鑽頭先端刀刃與筒夾環凹槽是否平行，如沒有平行，要再重新設定一次。
   注意：如鑽頭螺旋型式不一，請自行設定平行後，再將刻度環⑮數字調整與鑽頭直徑數字一樣。

C.如何研磨鑽頭先端角

1. 將整組鑽頭夾頭組⑥⓪再插入先端角研磨座④，並將凹槽嵌入直徑㊶內。
2. 將整組鑽頭夾頭組⑥⓪輕輕接觸砂輪，並順時鐘、逆時鐘方向旋轉約5-6次研磨，直到沒有研磨聲音為止即可。
3. 將鑽頭夾頭組⑥⓪取出，轉180°，再依上述1,2步驟重複研磨一次，即可完成鑽頭兩刃先端角。

D.如何研磨鑽頭逃隙角

1. 將整組鑽頭夾頭組⑥⓪再插入逃隙角研磨座⑦，並將凹槽嵌入直徑㊶內。
2. 將整組鑽頭夾頭組⑥⓪輕輕接觸砂輪，並順時鐘、逆時鐘方向旋轉約5-6次研磨，直到沒有研磨聲音為止即可。
3. 將鑽頭夾頭組⑥⓪取出，轉180°，再依上述1,2步驟重複研磨一次，即可完成鑽頭兩刃逃隙角。

E.如何更換鑽石砂輪

1. 將本機右側旋扭㉓鬆開，並將側蓋⑳掀開。
2. 用4 mm六角扳手逆時鐘方向將螺絲㊱鬆開。
3. 更換新鑽石砂輪，再將螺絲鎖上即可。
4. 將側蓋⑳蓋好，並將旋扭㉓鎖緊。
   注意：鑽石砂輪螺絲㊱未鎖緊，側蓋⑳未蓋好，旋扭㉓未鎖緊前，不可將電源打開，以免發生危險。

A.How to prepare for drill grinding：

1. Make sure of the drill diameter to choose the right Collet ㉔.
2. Lock collet into Collet Holder ⑰ properly.
3. Insert drill into collet with 35 mm extension, no tight locking.
4. Insert Collet Nut ⑯ into Collet ㉔ to lock Collet Holder ⑰. Operate slightly to turn the drill by hand.
5. Drill grinding preparation ends for Collet Chuck Set ⑥⓪.

B.How to position the length and movement of the drill：

1. Adjust Scale ⑮ in line with the dia. of drill.
2. Put the whole set into Length Pre-Setting Bracket ⑪ (According to Step A1-A4) and insert Pin ㊶ into the slot.
3. Turn Collet Chuck Set ⑥⓪ clockwise to support against Pin ㊶ and turn drill clockwise until it touches drill cutting edge.
4. Tight Collet Holder ⑰ clockwise.
5. Take out of Collet Chuck Set ⑥⓪ and make sure the cutting edge and collet holder slots are paralleled with each other. If not, the whole process must be repeated. Attention: if drill spiral is different, please reset the parallel and adjust Scale Ring ⑮ in line with diameter of drill.

C.How to grind point angle：

1. Put Collet Chuck Set ⑥⓪ into Point Angle Bracket ④ and then insert the slot into the pin ㊶ .
2. Push Collet Chuck Set ⑥⓪ to light touch the wheel and turn clockwise and reverse about 5-6 times until grinding noise disappears.
3. Take out Collet Chuck Set ⑥⓪ and turn it 180 degree. Repeat Step 1 and 2 to finish point angle grinding.

D.How to grind drill chisel edge angle：

1. Put Collet Chuck Set ⑥⓪ into Chisel Edge Angle Bracket ⑦ and then insert the slot into the pin ㊶.
2. Push Collet Chuck Set ⑥⓪ to light touch the wheel and turn clockwise and reverse about 5-6 times until grinding noise disappears.
3. Take out Collet Chuck Set ⑥⓪ and turn it 180 degree. Repeat Step 1 and 2 to finish grinding drill chisel edge angle on two drill chisel edge.

E.How to change grinding wheel：

1. Loose Knob ㉓ and open Cover ⑳.
2. Loose Screw ㊱ with 4mm hexagonal wrench.
3. Change the grinding wheel and install it back.
4. Make Sure Cover ⑳ is tightened with Knob ㉓.
   Attention: If Screw ㊱ is not tightened properly, the Cover ⑳ will not be fastened enough. It is dangerous to switch on the machine before the Knob ㉓ being tightened fully.

High rigidity / 高剛性
High precision / 高精度
High clamping torque / 高扭力

1074# NC 四軸分度盤 NC ROTARY TABLE

SRT

170, 217
256, 322

Application for 4 axis Machining

1. 強而有力材質～球狀石墨化鑄鐵FCD600-60kgs/mm2(80,000psi)抗張力強，不易變形
2. 氣壓+油壓煞車系統(自動補償油壓油裝置，免用外掛增壓缸，已內建設計)
3. 採用雙程渦桿傳動
4. 大孔徑設計(大孔徑軸承)
5. 最強煞車機構(碟式煞車大徑活塞)，可以達到最高扭力加工需求煞車能力不因長時間重切削而鬆弛
6. 電氣箱防水設計，採用O型環密封設計，防水性極佳
7. 電氣箱負壓設計，隨時充氣將切割水向外頂出，保持電氣箱乾燥
8. 用交叉滾柱軸承
9. 煞車檢出採用2只壓力開關(德國製)
10. 電磁閥為日本原裝進口-SMC
11. 銅渦輪材料為日本原裝進口
12. 其它零組件均選用最高品質
13. 以上全部均以型錄為標準

訂購編號 Order No.		30000170	30000217	30000256		30000322	
型號 Model		SRT-170	SRT-217	SRT-256		SRT-322	
面盤直徑 Table diameter		ϕ170	ϕ202	ϕ256		ϕ322	
中心高度 Center height		125	140	180		225	
主軸孔徑 Center hole	主軸鼻端孔 / Table nose dia.	ϕ50H7	ϕ75H7	ϕ105H7		ϕ135H7	
	主軸貫穿孔 / Through hole	ϕ40	ϕ52	ϕ78		ϕ110	
面盤T槽 Table T-slots width		12H8	12H8	12H8		14H8	
導正鍵 Guide block width		18h7	18h7	18h7		18h7	
驅動馬達 Servo motor	FANUC	iF2 / 5000	iF4 / 4000	iF4 / 4000	iF8 / 3000	iF8 / 3000	iF12 / 3000
	MITSUBISHI	HF75 / HF74	HF104 / HF103	HF104 / HF103		HF204 / HF203	
齒輪減速比 Gear ratio		1/72	1/90	1/90		1/120	
面盤最高轉速 Table max. rpm(Motor rpm:3000min)-1		41.6	33.3	33.3		25	
煞車扭力 Clamping torque (N.m) (pneumatic 0.5MPa/hydraulic3Mpa)		450	600	1100		2600	
煞車系統(空油壓/油壓) Clamping system		Air-hydraulic / Hydraulic	Air-hydraulic / Hydraulic	Air-hydraulic / Hydraulic		Air-hydraulic / Hydraulic	
割出精度 Indexing accuracy (arc.sec)		20 sec	20 sec	20 sec		20 sec	
重覆精度 Repeatability accuracy (arc.sec)		4 sec	4 sec	4 sec		4 sec	
淨重 Net weight (kg)		54	80	123		204	
容許工件重量 Allowable work weight	垂直負荷 Vertical setting ( ) 附尾座 with Tailstock 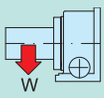 kg	80 (160)	100 (200)	125 (250)		180 (360)	
	水平負荷 Horizontal setting  kg	170	200	250		350	
容許煞車扭力負荷 Allowable load (When table is clamped)	F 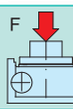 kN	10	17	21		26	
	F × L 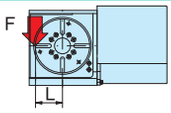 N-m	450	600	1100		2600	
	F × L 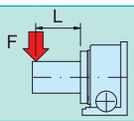 N-m	600	1100	1600		2700	
容許切削扭力 Driving torque	T 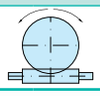 N-m	240	310	730		1000	

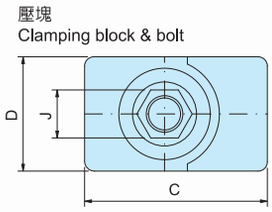

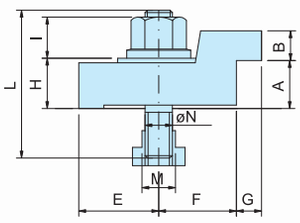

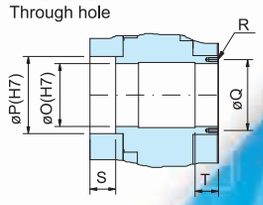

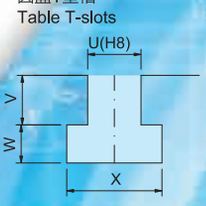

PAT.

型號 Model	A	B	C	D	E	F	G	H	I	J	K	L	M	N	Q'ty	O	P	Q	R	S	T	U	V	W	X
SRT-170	22	12	80	40	35	33	12	22	18	21	8	65	14	M12	4	40	50	50	6-M6	32	20	12	11	9	21
SRT-217	22	12	80	40	35	33	12	22	22	25	11	75	18	M16	4	52	75	62	6-M6	36	20	12	11	9	21
SRT-256	25	16	91	50	43	33	14	26	22	25	11	75	18	M16	4	78	105	91	6-M8	40	20	12	11	9	21
SRT-322	30	18	91	50	43	33	14	26	22	25	11	75	18	M16	4	110	135	124	6-M8	45	20	14	13	10	25

High rigidity / 高剛性
High precision / 高精度
High clamping torque / 高扭力

1074# NC 四軸分度盤 NC ROTARY TABLE

SRT

400, 500
630, 800

Application for 4 axis Machining

1. Rigid material-ductile iron FCD600 JIS (Equal to GGG-60) with 60kgs/mm2 or 80,000psi tensile strength.
2. Air hydraulic as the standard spec.: Installed the automatic oil-supplement appliance that replace the usage of hydraulic cylinder.
3. Drive by Dual-Lead worm: Exceptional high-tensile brass.
4. Large through hole design.
5. Disc brake capacity: Maintain high torque for consistent usage.
6. Electric box: Excellent waterproofed design by sealed with o-rings.
7. Electric box: Keep dry and avoid penetration of cutting fluid by negative pressure mechanism.
8. Crossed Roller Bearing: High Rigidity.
9. Brake signal: 2 Pieces of pressure switch (Made in Germany).
10. Solenoid valve: SMC (Made in Japan).
11. Copper worm gear: Made in Japan.
12. Highest quality of all components.
13. All descriptions of product specification are in line with catalogue.

訂購編號 Order No.		30000400	30000500	30000630	30000800
型號 Model		SRT-400	SRT-500	SRT-630	SRT-800
面盤直徑 Table diameter		ϕ400	ϕ500	ϕ630	ϕ800
中心高度 Center height		260	310	400	480
主軸孔徑 Center hole	主軸鼻端孔 / Table nose dia.	ϕ180H7	ϕ230H7	ϕ310H7	ϕ480H7
	主軸貫穿孔 / Through hole	ϕ150	ϕ190	ϕ270	ϕ410
面盤T槽 Table T-slots width		18H8	18H8	18H8	18H8
導正鍵 Guide block width		18h7	18h7	18h7	18h7
驅動馬達 Servo motor	FANUC	iF12 / 3000	iF12 / 3000	iF22 / 3000	iF22 / 3000
	MITSUBISHI	HF203S	HF203S	HF353S	HF4533S
齒輪減速比 Gear ratio		1/120(1/180)	1/120(1/180)	1/180	1/180
面盤最高轉速 Table max. rpm(Motor rpm:3000min)-1		25(11.1)	25(11.1)	11.1	11.1
煞車扭力 Clamping torque (N.m) (pneumatic 0.5MPa/hydraulic3Mpa)		2500	3200	4000	4800
煞車系統(空油壓/油壓) Clamping system		油壓 / Hydraulic	油壓 / Hydraulic	油壓 / Hydraulic	油壓 / Hydraulic
割出精度 Indexing accuracy (arc.sec)		20 sec	20 sec	20 sec	20 sec
重覆精度 Repeatability accuracy (arc.sec)		4 sec	4 sec	4 sec	4 sec
淨重 Net weight (kg)		297	437	765	1160
容許工件重量 Allowable work weight	垂直負荷 Vertical setting ( ) 附尾座 with Tailstock 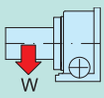 kg	250	300	400	500
	水平負荷 Horizontal setting 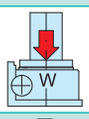 kg	500	600	1000	1800
容許煞車扭力負荷 Allowable load (When table is clamped)	F 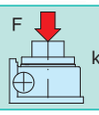 kN	32	50	70	90
	F × L 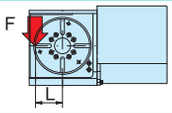 N-m	5000	8000	10000	12000
	F × L 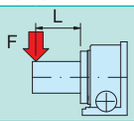 N-m	2500	3200	4000	4800
容許切削扭力 Driving torque	T 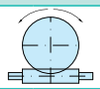 N-m	1700	2600	5000	13000

Remark: The above dimensions are for FANUC、MITSUMISHI servo motor. 備註：以上尺寸配合FANUC、MITSUMISHI馬達

壓塊
Clamping block & bolt

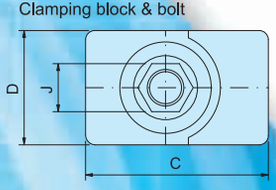

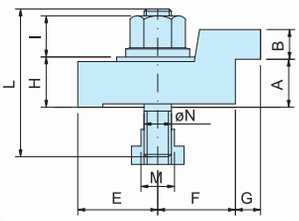

主軸貫穿孔
Through hole

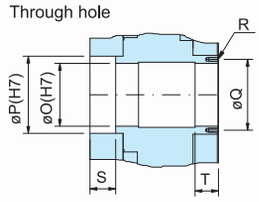

圓盤T型槽
Table T-slots

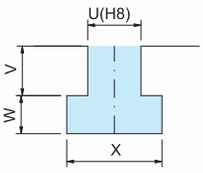

PAT.

型號 Model	A	B	C	D	E	F	G	H	I	J	L	M	N	Q'ty	O	P	Q	R	S	T	U	V	W	X
SRT-400	35	18	91	50	43	33	15	31	22	25	75	18	M16	4	150	180	170	6-M10	48	25	18	18	12	30
SRT-500	35	18	91	50	43	33	15	31	22	25	75	18	M16	4	190	230	215	6-M10	48	25	18	18	12	30
SRT-630	50	23	91	50	43	33	15	31	22	25	75	18	M16	4	270	310	295	6-M10	55	25	18	18	12	30
SRT-800	50	23	91	50	43	33	15	31	22	25	75	18	M16	4	410	480	440	6-M12	60	30	18	18	12	30

1075# NC 五軸分度盤 NC TILTING ROTARY TABLE

STRT

125, 170, 202
256, 322

High rigidity / 高剛性
High precision / 高精度
High clamping torque / 高扭力
Application for 5 axis Machining



訂購編號 Order No.		40000125		40000170		40000202		40000256		40000322	
型號 Model		STRT-125		STRT-170		STRT-202		STRT-256		STRT-322	
面盤直徑 Table diameter		φ125		φ170		φ202		φ256		φ322	
中心高度 Center height		160		180		180		225		255	
主軸孔徑 Center hole	主軸鼻端孔 Table nose dia.	φ60H7		φ50H7		φ50H7		φ105H7		φ135H7	
	主軸貫穿孔 Through hole	φ32		φ40		φ40		φ78		φ110	
面盤T槽 Table T-slots width		12H8(附面盤)		12H8		12H8		12H8		14H8	
導正鍵 Guide block width		14h7		18h7		18h7		18h7		18h7	
軸向 Axis		Rotating 回轉軸	Tilting 傾斜軸	Rotating 回轉軸	Tilting 傾斜軸	Rotating 回轉軸	Tilting 傾斜軸	Rotating 回轉軸	Tilting 傾斜軸	Rotating 回轉軸	Tilting 傾斜軸
齒輪減速比 Gear ratio		1/72	1/72	1/72	1/90	1/72	1/90	1/90	1/90	1/120	1/120
最高轉速 Max.spindle rpm(Motor rpm: 3000 min)		41.6	41.6	41.6	33.3	41.6	33.3	33.3	33.3	25	25
刻出精度 Indexing accuracy (arc.sec)		30 sec	60 sec	30 sec	60 sec	30 sec	60 sec	20 sec	45 sec	20 sec	45 sec
重覆精度 Repeatability accuracy (arc.sec)		4 sec	4 sec	4 sec	4 sec	4 sec	4 sec	4 sec	4 sec	4 sec	4 sec
煞車扭力 Clamp torque (N.m)	氣壓 Pneumatic 6kg/cm^2 油壓 Hydraulic 35 kg/cm^2	Pneumatic 氣壓	Pneumatic 氣壓	Pneumatic Hydraulic 氣壓+油壓	Pneumatic Hydraulic 氣壓+油壓	Pneumatic Hydraulic 氣壓+油壓	Pneumatic Hydraulic 氣壓+油壓	Hydraulic 油壓	Hydraulic 油壓	Hydraulic 油壓	Hydraulic 油壓
驅動馬達 Servo motor (FANUC)		iF2 / 5000	iF2 / 5000	iF2 / 5000	iF2 / 5000	iF2 / 5000	iF2 / 5000	iF4 / 4000 / iF8 / 3000	iF4 / 4000 / iF8 / 3000	iF8 / 3000	iF8 / 3000
容許傾斜角度 Tilting capacity		0-360°	+45-110°	0-360°	+45-110°	0-360°	+45-110°	0-360°	+45-110°	0-360°	+45-110°
淨重 Net weight (kg)		92		140		145		280		400	
容許工件重量 Allowable work weight	水平負荷 Horizontal setting 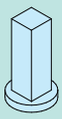 kg	50		60		60		100		150	
	傾斜負荷 Vertical setting 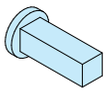 kg	30		40		40		60		100	
容許煞車扭力負荷 Allowable load (When table is clamped)	F  kN	4		5		5		12		16	
	F × L 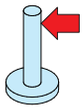 N-m	280		800		800		1200		2600	
	F × L 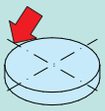 N-m	500		450		450		900		2600	
容許切削慣性矩 Allowable work interia	W × L 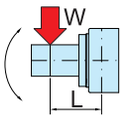 kgf. m	11		12		12		26		75	
容許切削扭力 Driving torque	T  N-m	190		250		250		600		1000	

1076# 圓盤式尾座 STRONG TAILSTOCK

PAT.

- 適合搭配橋式設計重切削
- 本身有碟式煞車系統
- Suitable for bridge device and heavy duty capacity.
- Rapid brake capacity torque

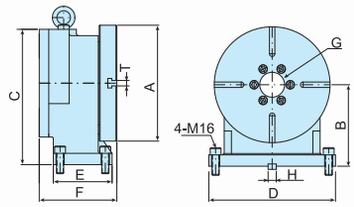

訂購編號 Order No	型號 Model	A	B	C	D	E	F	G	H	T	淨重 N.W.
30002170	SRT-170F	ϕ168	125	213	230	103	140	ϕ40H8	18h7	12	26 kg
30002217	SRT-217F	ϕ198	140	249	250	130	163	ϕ52H8	18h7	12	43 kg
30002256	SRT-256F	ϕ256	180	299	280	130	171.5	ϕ55H8	18h7	12	60.3 kg
30002322	SRT-322F	ϕ322	225	379	350	152	198	ϕ70H8	18h7	14	111 kg

1077# 頂針式尾座(手動) LIVE CENTER TAILSTOCK (MANUAL)

PAT.

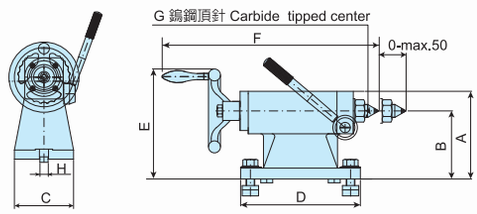

訂購編號 Order No	型號 Model	A	B	C	D	E	F	G	H	淨重 N.W.
30004170	SRT-170TM	161	125	110	220	202	398	MT-3	18h7	15 kg
30004217	SRT-217TM	182.5	140	120	230	202	423.5	MT-4	18h7	18.5 kg
30004256	SRT-256TM	222.5	180	130	230	257	423.5	MT-4	18h7	22.75 kg
30004322	SRT-322TM	267.5	225	150	230	302	423.5	MT-4	18h7	25 kg

1078# 頂針式尾座(氣壓) LIVE CENTER TAILSTOCK (PNEUMATIC)

PAT.

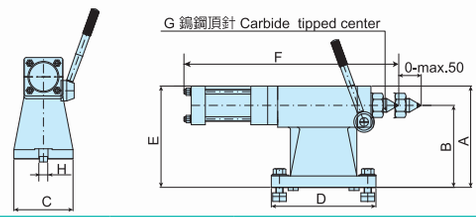

訂購編號 Order No	型號 Model	A	B	C	D	E	F	G	H	淨重 N.W.
30006170	SRT-170TP	161	125	110	220	167.5	446	MT-3	18h7	16.5 kg
30006217	SRT-217TP	182.5	140	120	230	182.5	471.5	MT-4	18h7	26 kg
30006256	SRT-256TP	222.5	180	130	230	222.5	471.5	MT-4	18h7	30.25 kg
30006322	SRT-322TP	267.5	225	150	230	267.5	470.5	MT-4	18h7	32.25 kg

1079# 頂針式尾座(油壓) LIVE CENTER TAILSTOCK (HYDRAULIC)

PAT.

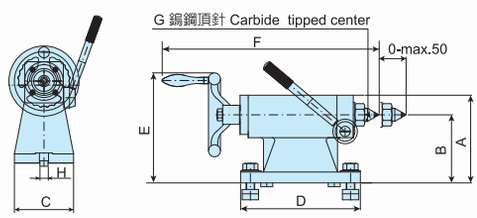

訂購編號 Order No	型號 Model	A	B	C	D	E	F	G	H	淨重 N.W.
30008170	SRT-170TH	161	125	110	220	167.5	446	MT-3	18h7	15.5 kg
30008217	SRT-217TH	182.5	140	120	230	182.5	471.5	MT-4	18h7	25.75 kg
30008256	SRT-256TH	222.5	180	130	230	222.5	471.5	MT-4	18h7	30 kg
30008322	SRT-322TH	267.5	225	150	230	267.5	470.5	MT-4	18h7	32.25 kg

1080# 夾頭和法蘭片 CHUCK&FLANGE

PAT.



夾頭 Chuck	法蘭片 Flange	夾頭尺寸 Chuck Size	A	B	C	D	E	F	G	H	I	夾頭 Chuck	法蘭片 Flange
SRT-170SC-06	SRT-170SCF-06	6"	167	147	130	M10	147	50	45	20	M10	7.9kg	3.5kg
SRT-217SC-07	SRT-217SCF-07	7"	193	172	155	M10	172	75	58	22	M10	12.0kg	5.0kg
SRT-217SC-08	SRT-217SCF-08	8"	203	176	160	M10	176	75	58	22	M10	13.3kg	5.5kg
SRT-256SC-09	SRT-256SCF-09	9"	233	210	190	M12	210	105	70	26	M10	19.3kg	8.5kg
SRT-256SC-10	SRT-256SCF-10	10"	273	250	230	M12	250	105	89	26	M12	26.2kg	11.0kg
SRT-322SC-09	SRT-322SCF-09	9"	233	210	190	M12	210	135	70	26	M12	13.3kg	8.5kg
SRT-322SC-10	SRT-322SCF-10	10"	273	250	230	M12	250	135	89	26	M12	19.3kg	11.0kg
SRT-322SC-12	SRT-322SCF-12	12"	310	285	260	M12	285	135	105	26	M12	37.6kg	15.0kg

1081# NC 橋式分度盤(彈性化並列虎鉗) ROTARY TABLE & STRONG TAILSTOCK (YES VISE)


SRT-170FV-300/500/650-72/72


SRT-170FV-300/500/650-100/100


SRT-170FV-300/500/650-72/100


SRT-256FV-500/650/800-72/72


SRT-256FV-500/650/800-100/100


SRT-256FV-500/650/800-72/100


SRT-322FV-500/650/800/950-72/72


SRT-322FV-500/650/800/950-100/100


SRT-322FV-500/650/800/950-72/100


SRT-217FV-300/500/650-72/72


SRT-217FV-300/500/650-100/100


SRT-217FV-300/500/650-72/100

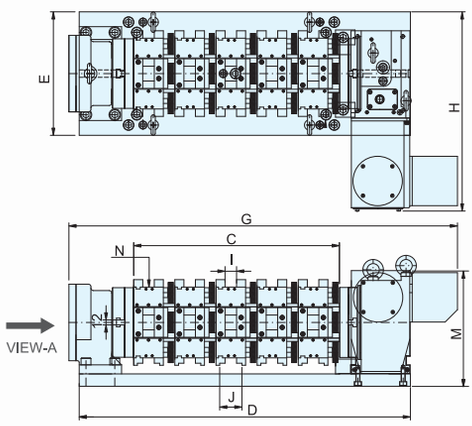

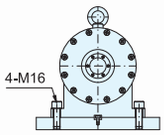

VIEW-A
圓盤式尾座

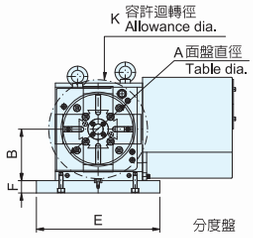

分度盤

PAT.

訂購編號 Order No	型號 Model	Nc 分度盤 Nc Rotary Table	圓盤式尾座 Strong Tailstock	A	B	C	D	E	F	G	H	I	J	K	M	N Yes Vise	淨重 N.W.
30170170	SRT-170FV-300-72/72	SRT-170	SRT-170F	170	125	300	605	300	30	744.5	484	25	50	ϕ240	281	8	164
30172170	SRT-170FV-500-72/72	SRT-170	SRT-170F	170	125	500	805	300	30	944.5	484	25	50	ϕ240	281	16	202
30174170	SRT-170FV-650-72/72	SRT-170	SRT-170F	170	125	650	955	300	30	1094.5	484	25	50	ϕ240	281	20	226
30180170	SRT-170FV-300-100/100	SRT-170	SRT-170F	170	125	300	605	300	30	744.5	484	50	78	ϕ240	281	8	161
30182170	SRT-170FV-500-100/100	SRT-170	SRT-170F	170	125	500	805	300	30	944.5	484	50	78	ϕ240	281	12	203
30184170	SRT-170FV-650-100/100	SRT-170	SRT-170F	170	125	650	955	300	30	1094.5	484	50	78	ϕ240	281	16	229
30190170	SRT-170FV-300-72/100	SRT-170	SRT-170F	170	125	300	605	300	30	744.5	484	50	78	ϕ240	281	8	161
30192170	SRT-170FV-500-72/100	SRT-170	SRT-170F	170	125	500	805	300	30	944.5	484	50	78	ϕ240	281	12	203
30194170	SRT-170FV-650-72/100	SRT-170	SRT-170F	170	125	650	955	300	30	1094.5	484	50	78	ϕ240	281	16	229
30170217	SRT-217FV-300-72/72	SRT-217	SRT-217F	202	140	300	656	300	35	798	518	25	50	ϕ270	315	8	221
30172217	SRT-217FV-500-72/72	SRT-217	SRT-217F	202	140	500	856	300	35	998	518	25	50	ϕ270	315	16	261
30174217	SRT-217FV-650-72/72	SRT-217	SRT-217F	202	140	650	1006	300	35	1148	518	25	50	ϕ270	315	20	286
30180217	SRT-217FV-300-100/100	SRT-217	SRT-217F	202	140	300	656	300	35	798	518	50	78	ϕ270	315	8	240
30182217	SRT-217FV-500-100/100	SRT-217	SRT-217F	202	140	500	856	300	35	998	518	50	78	ϕ270	315	12	303
30184217	SRT-217FV-650-100/100	SRT-217	SRT-217F	202	140	650	1006	300	35	1148	518	50	78	ϕ270	315	16	342
30190217	SRT-217FV-300-72/100	SRT-217	SRT-217F	202	140	300	656	300	35	798	518	50	78	ϕ270	315	8	218
30192217	SRT-217FV-500-72/100	SRT-217	SRT-217F	202	140	500	856	300	35	998	518	50	78	ϕ270	315	12	262
30194217	SRT-217FV-650-72/100	SRT-217	SRT-217F	202	140	650	1006	300	35	1148	518	50	78	ϕ270	315	16	289
30172256	SRT-256FV-500-72/72	SRT-256	SRT-256F	256	180	500	900	340	40	1027.5	567	25	50	ϕ350	372	16	350
30174256	SRT-256FV-650-72/72	SRT-256	SRT-256F	256	180	650	1050	340	40	1177.5	567	25	50	ϕ350	372	20	381
30176256	SRT-256FV-800-72/72	SRT-256	SRT-256F	256	180	800	1200	340	40	1327.5	567	25	50	ϕ350	372	28	419
30182256	SRT-256FV-500-100/100	SRT-256	SRT-256F	256	180	500	900	340	40	1027.5	567	50	78	ϕ350	372	12	392
30184256	SRT-256FV-650-100/100	SRT-256	SRT-256F	256	180	650	1050	340	40	1177.5	567	50	78	ϕ350	372	16	437
30186256	SRT-256FV-800-100/100	SRT-256	SRT-256F	256	180	800	1200	340	40	1327.5	567	50	78	ϕ350	372	20	481
30192256	SRT-256FV-500-72/100	SRT-256	SRT-256F	256	180	500	900	340	40	1027.5	567	50	78	ϕ350	372	12	351
30194256	SRT-256FV-650-72/100	SRT-256	SRT-256F	256	180	650	1050	340	40	1177.5	567	50	78	ϕ350	372	16	384
30196256	SRT-256FV-800-72/100	SRT-256	SRT-256F	256	180	800	1200	340	40	1327.5	567	50	78	ϕ350	372	20	417
30172322	SRT-322FV-500-72/72	SRT-322	SRT-322F	322	225	500	950	360	45	1160	611.5	25	50	ϕ440	450.5	16	526
30174322	SRT-322FV-650-72/72	SRT-322	SRT-322F	322	225	650	1100	360	45	1310	611.5	25	50	ϕ440	450.5	20	559
30176322	SRT-322FV-800-72/72	SRT-322	SRT-322F	322	225	800	1250	360	45	1460	611.5	25	50	ϕ440	450.5	28	599
30178322	SRT-322FV-950-72/72	SRT-322	SRT-322F	322	225	950	1400	360	45	1610	611.5	25	50	ϕ440	450.5	32	623
30182322	SRT-322FV-500-100/100	SRT-322	SRT-322F	322	225	500	950	360	45	1160	611.5	50	78	ϕ440	450.5	12	568
30184322	SRT-322FV-650-100/100	SRT-322	SRT-322F	322	225	650	1100	360	45	1310	611.5	50	78	ϕ440	450.5	16	615
30186322	SRT-322FV-800-100/100	SRT-322	SRT-322F	322	225	800	1250	360	45	1460	611.5	50	78	ϕ440	450.5	20	661
30188322	SRT-322FV-950-100/100	SRT-322	SRT-322F	322	225	950	1400	360	45	1610	611.5	50	78	ϕ440	450.5	24	699
30192322	SRT-322FV-500-72/100	SRT-322	SRT-322F	322	405	500	950	360	45	1160	611.5	50	78	ϕ440	450.5	12	527
30194322	SRT-322FV-650-72/100	SRT-322	SRT-322F	322	225	650	1100	360	45	1310	611.5	50	78	ϕ440	450.5	16	562
30196322	SRT-322FV-800-72/100	SRT-322	SRT-322F	322	225	800	1250	360	45	1460	611.5	50	78	ϕ440	450.5	20	597
30198322	SRT-322FV-950-72/100	SRT-322	SRT-322F	322	225	950	1400	360	45	1610	611.5	50	78	ϕ440	450.5	24	623

1082# NC 橋式分度盤(方柱) ROTARY TABLE & STRONG TAILSTOCK (SQUARE TABLE)


SRT-170FC-300/500/650-100


SRT-170FC-300/500/650-125


SRT-217FC-300/500/650-100


SRT-217FC-300/500/650-125


SRT-256FC-500/650/800-100


SRT-256FC-500/650/800-125


SRT-256FC-500/650/800-150


SRT-322FC-500/650/800/950-125


SRT-322FC-500/650/800/950-100


SRT-322FC-500/650/800/950-150

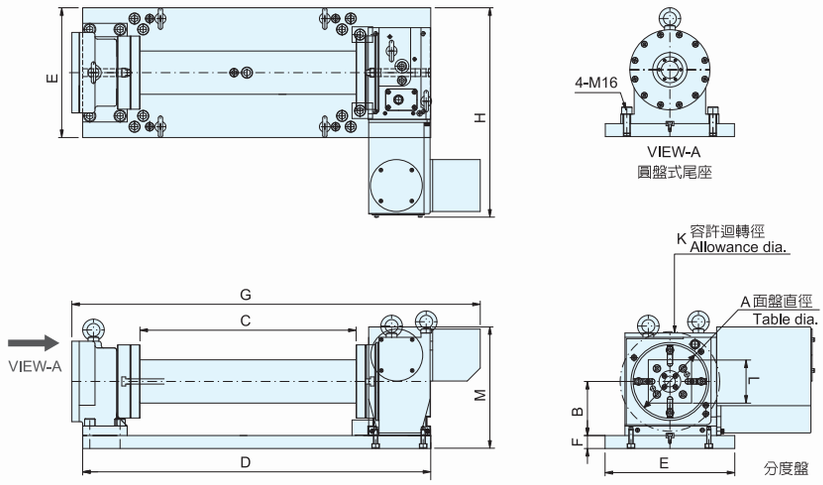

PAT.

訂購編號 Order No	型號 Model	Nc分度盤 Nc Rotary Table	圓盤式尾座 Strong Tailstock	A	B	C	D	E	F	G	H	K	L	M	淨重 N.W.
30140170	SRT-170FC-300-100	SRT-170	SRT-170F	170	125	300	605	300	30	744.5	484	ϕ240	100	281	146
30142170	SRT-170FC-500-100	SRT-170	SRT-170F	170	125	500	805	300	30	944.5	484	ϕ240	100	281	173
30144170	SRT-170FC-650-100	SRT-170	SRT-170F	170	125	650	955	300	30	1094.5	484	ϕ240	100	281	192
30150170	SRT-170FC-300-125	SRT-170	SRT-170F	170	125	300	605	300	30	744.5	484	ϕ240	125	281	158
30152170	SRT-170FC-500-125	SRT-170	SRT-170F	170	125	500	805	300	30	944.5	484	ϕ240	125	281	193
30154170	SRT-170FC-650-125	SRT-170	SRT-170F	170	125	650	955	300	30	1094.5	484	ϕ240	125	281	224
30140217	SRT-217FC-300-100	SRT-217	SRT-217F	202	140	300	656	300	35	798	518	ϕ270	100	315	203
30142217	SRT-217FC-500-100	SRT-217	SRT-217F	202	140	500	856	300	35	998	518	ϕ270	100	315	232
30144217	SRT-217FC-650-100	SRT-217	SRT-217F	202	140	650	1006	300	35	1148	518	ϕ270	100	315	253
30150217	SRT-217FC-300-125	SRT-217	SRT-217F	202	140	300	656	300	35	798	518	ϕ270	125	315	215
30152217	SRT-217FC-500-125	SRT-217	SRT-217F	202	140	500	856	300	35	998	518	ϕ270	125	315	252
30154217	SRT-217FC-650-125	SRT-217	SRT-217F	202	140	650	1006	300	35	1148	518	ϕ270	125	315	284
30142256	SRT-256FC-500-100	SRT-256	SRT-256F	256	180	500	900	340	40	1027.5	567	ϕ350	100	372	321
30144256	SRT-256FC-650-100	SRT-256	SRT-256F	256	180	650	1050	340	40	1177.5	567	ϕ350	100	372	348
30146256	SRT-256FC-800-100	SRT-256	SRT-256F	256	180	800	1200	340	40	1327.5	567	ϕ350	100	372	374
30152256	SRT-256FC-500-125	SRT-256	SRT-256F	256	180	500	900	340	40	1027.5	567	ϕ350	125	372	341
30154256	SRT-256FC-650-125	SRT-256	SRT-256F	256	180	650	1050	340	40	1177.5	567	ϕ350	125	372	379
30156256	SRT-256FC-800-125	SRT-256	SRT-256F	256	180	800	1200	340	40	1327.5	567	ϕ350	125	372	406
30162256	SRT-256FC-500-150	SRT-256	SRT-256F	256	180	500	900	340	40	1027.5	567	ϕ350	150	372	366
30164256	SRT-256FC-650-150	SRT-256	SRT-256F	256	180	650	1050	340	40	1177.5	567	ϕ350	150	372	405
30166256	SRT-256FC-800-150	SRT-256	SRT-256F	256	180	800	1200	340	40	1327.5	567	ϕ350	150	372	445
30142322	SRT-322FC-500-100	SRT-322	SRT-322F	322	225	500	950	360	45	1160	611.5	ϕ440	100	450.5	497
30144322	SRT-322FC-650-100	SRT-322	SRT-322F	322	225	650	1100	360	45	1310	611.5	ϕ440	100	450.5	526
30146322	SRT-322FC-800-100	SRT-322	SRT-322F	322	225	800	1250	360	45	1460	611.5	ϕ440	100	450.5	554
30148322	SRT-322FC-950-100	SRT-322	SRT-322F	322	225	950	1400	360	45	1610	611.5	ϕ440	100	450.5	574
30152322	SRT-322FC-500-125	SRT-322	SRT-322F	322	225	500	950	360	45	1160	611.5	ϕ440	125	450.5	517
30154322	SRT-322FC-650-125	SRT-322	SRT-322F	322	225	650	1100	360	45	1310	611.5	ϕ440	125	450.5	557
30156322	SRT-322FC-800-125	SRT-322	SRT-322F	322	225	800	1250	360	45	1460	611.5	ϕ440	125	450.5	586
30158322	SRT-322FC-950-125	SRT-322	SRT-322F	322	225	950	1400	360	45	1610	611.5	ϕ440	125	450.5	611
30162322	SRT-322FC-500-150	SRT-322	SRT-322F	322	225	500	950	360	45	1160	611.5	ϕ440	150	450.5	542
30164322	SRT-322FC-650-150	SRT-322	SRT-322F	322	225	650	1100	360	45	1310	611.5	ϕ440	150	450.5	583
30166322	SRT-322FC-800-150	SRT-322	SRT-322F	322	225	800	1250	360	45	1460	611.5	ϕ440	150	450.5	625
30168322	SRT-322FC-950-150	SRT-322	SRT-322F	322	225	950	1400	360	45	1610	611.5	ϕ440	150	450.5	657

1083# NC 橋式分度盤(中間板) ROTARY TABLE & STRONG TAILSTOCK (TABLE)


SRT-170FH-300/500/650


SRT-217FH-300/500/650


SRT-256FH-500/650/800


SRT-322FH-500/650/800/950

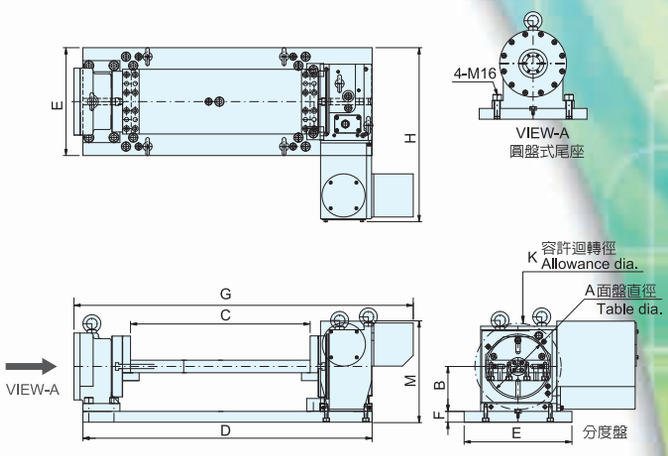

PAT.

訂購編號 Order No	型號 Model	NC 分度盤 NC Rotary Table	A	B	C	D	E	F	G	H	K	M	淨重 N.W.
30100170	SRT-170FH-300	SRT-170	170	125	300	605	300	30	744.5	484	ϕ240	281	138
30102170	SRT-170FH-500	SRT-170	170	125	500	805	300	30	944.5	484	ϕ240	281	160
30104170	SRT-170FH-650	SRT-170	170	125	650	955	300	30	1094.5	484	ϕ240	281	177
30100217	SRT-217FH-300	SRT-217	202	140	300	656	300	35	798	518	ϕ270	315	198
30102217	SRT-217FH-500	SRT-217	202	140	500	856	300	35	998	518	ϕ270	315	225
30104217	SRT-217FH-650	SRT-217	202	140	650	1006	300	35	1148	518	ϕ270	315	243
30102256	SRT-256FH-500	SRT-256	256	180	500	900	340	40	1027.5	567	ϕ350	372	330
30104256	SRT-256FH-650	SRT-256	256	180	650	1050	340	40	1177.5	567	ϕ350	372	359
30106256	SRT-256FH-800	SRT-256	256	180	800	1200	340	40	1327.5	567	ϕ350	372	387
30102322	SRT-322FH-500	SRT-322	322	225	500	950	360	45	1160	611.5	ϕ440	450.5	516
30104322	SRT-322FH-650	SRT-322	322	225	650	1100	360	45	1310	611.5	ϕ440	450.5	553
30106322	SRT-322FH-800	SRT-322	322	225	800	1250	360	45	1460	611.5	ϕ440	450.5	589
30108322	SRT-322FH-950	SRT-322	322	225	950	1400	360	45	1610	611.5	ϕ440	450.5	616

1084# NC 橋式分度盤(U型板) ROTARY TABLE & STRONG TAILSTOCK (U TYPE TABLE)


SRT-170FU-300/500/650


SRT-217FU-300/500/650


SRT-256FU-500/650/800


SRT-322FU-500/650/800/950

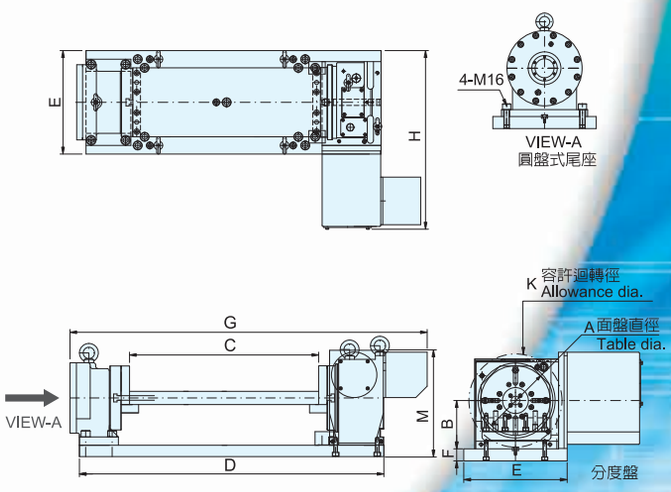

PAT.

訂購編號 Order No	型號 Model	NC 分度盤 NC Rotary Table	A	B	C	D	E	F	G	H	K	M	淨重 N.W.
30120170	SRT-170FU-300	SRT-170	170	125	300	605	300	30	744.5	484	ϕ240	281	135
30122170	SRT-170FU-500	SRT-170	170	125	500	805	300	30	944.5	484	ϕ240	281	163
30124170	SRT-170FU-650	SRT-170	170	125	650	955	300	30	1094.5	484	ϕ240	281	178
30120217	SRT-217FU-300	SRT-217	202	140	300	656	300	35	798	518	ϕ270	315	199
30122217	SRT-217FU-500	SRT-217	202	140	500	856	300	35	998	518	ϕ270	315	226
30124217	SRT-217FU-650	SRT-217	202	140	650	1006	300	35	1148	518	ϕ270	315	246
30122256	SRT-256FU-500	SRT-256	256	180	500	900	340	40	1027.5	567	ϕ350	372	330
30124256	SRT-256FU-650	SRT-256	256	180	650	1050	340	40	1177.5	567	ϕ350	372	359
30126256	SRT-256FU-800	SRT-256	256	180	800	1200	340	40	1327.5	567	ϕ350	372	387
30122322	SRT-322FU-500	SRT-322	322	225	500	950	360	45	1160	611.5	ϕ440	450.5	522
30124322	SRT-322FU-650	SRT-322	322	225	650	1100	360	45	1310	611.5	ϕ440	450.5	559
30126322	SRT-322FU-800	SRT-322	322	225	800	1250	360	45	1460	611.5	ϕ440	450.5	595
30128322	SRT-322FU-950	SRT-322	322	225	950	1400	360	45	1610	611.5	ϕ440	450.5	623

1085# 角固式虎鉗(Anglock Machine Vise)

規格	鉗口寬	鉗口高	開口	價 格 (含底盤)	價 格 (不含底盤)
AV-4	100	30	100		
AV-6	150	38	140		
AV-8	200	50	190		
AV-12	310	125	320		

(AV-12不附底盤)

1086# 大開口虎鉗(Super Open Machine Vise)



規格	鉗口寬	鉗口高	開口	價 格
LV-4	110	38	175	
LV-6	165	60	275	
LV-8	200	60	350	

1087# 直角式角固虎鉗(Square Side Anglock Vise)





規格	鉗口寬	鉗口高	開口	長 × 寬 × 高	直 角 度	價 格
VAV-4	100	38	100	343 × 101 × 89	0.01m/m	
VAV-6	150	44	146	435 × 154 × 110	0.01m/m	
VAV-8	200	55	200	650 × 204 × 160	0.01m/m	

1088# 三向角度虎鉗(3 Way Tilting Machine Vise)

規格	鉗口寬	鉗口高	開口	價　格
TAV-3	80	30	90	
TAV-4	106	38	105	
TAV-5	132	40	140	

特點：使用角度左右各45°，上下0°~90°

1089# 鉋床虎鉗(Shaper Type Machine Vise)



規格	鉗口寬	開口	價　格
SV-12	300	300	
SV-16	400	400	
SV-20	500	500	

1090# 立臥簡易分度盤(Simple Index Spacer)

特點
1.可等分設定分割，提高效率。
2.附2,3,4,6,8,12計6個罩板。
3.三爪另議。

規格	盤徑×中心高×厚	價　格 (不含三爪)
CC-6	167 × 130 × 90	
CC-8	210 × 150 × 100	

1091# 快速強力型分度盤(Super Index Spacer)

特點
1.可等分設定分割，與微調分度。
2.附2,3,4,6,8,12計6個罩板。
3.三爪另議。
4.蝸輪比：**90:1**

規格	盤徑×中心高×厚	價　格 (不含三爪)
CS-6	167 × 130 × 112	
CS-8	210 × 150 × 125	

特別附件



蜂巢板

尾座

規格		價　格
TS-2	尾座CS-6, CS-8適用	
DM-5	蜂巢板CS-6, CS-8適用	

1092# 立臥分度盤(H/V Rotary Tables)



蝸輪比：90 : 1

規格	盤徑×中心高×厚	價　格
HV-6	150×100×78	
HV-8	200×135×110	
HV-10	250×165×110	
HV-12	300×195×130	
HV-14	350×230×140	
HV-16	400×252×150	



蜂巢板

特別附件：

型號	規　　格	中心高	價　格
TS-2	尾座HV-8適用	115~145	
TS-3	尾座HV-12 HV-10適用	130~200	
TS-4	尾座HV-14 HV-16適用	190~260	
DM-1	蜂巢板HV-8 HV-10適用	—	
DM-2	蜂巢板HV-12 HV-14 HV-10適用	—	

尾座

1093# OZ型銑床夾頭(OZ Type Milling Chuck)

特點：
1.本體同心寬度為0.005m/m內。
2.筒夾同心度-25m/m/0.02/m。
3.螺紋為精密研磨，螺帽旋轉順暢。
4.斜度筒夾，直接挾持，挾持力強。
5.斜柄夾兩端細槽切割、不易脫力。

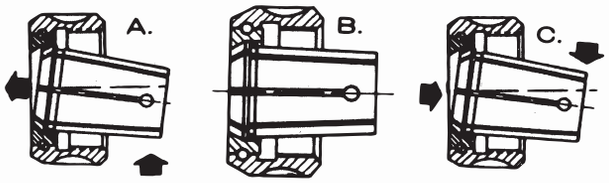

規格	價　格（組）	本 體 / 價 格	筒夾(支) / 價 格	筒夾規格
OZ-MT3-25				6,8,10,12,16 20,25共7只
OZ-MT4-25				
OZ-R8-25				
OZ-NT30-25				
OZ-NT40-25				
OZ-BT40-25				
OZ-BT50-25				
OZ-NT40-32				6,8,10,12,16 20,25,32共8只
OZ-NT50-32				

1094# ER銑床夾頭組(ER Collet Chuck Sets)

規格	筒夾規格	價格
MT3-ER32	6,8,10,12,16,20	
MT3-ER40	6,8,10,12,16,20,25	
MT4-ER32	6,8,10,12,16,20	
MT4-ER40	6,8,10,12,16,20,25	
R8-ER32	6,8,10,12,16,20	
R8-ER40	6,8,10,12,16,20,25	
NT30-ER32	6,8,10,12,16,20	
NT30-ER40	6,8,10,12,16,20,25	
NT40-ER40	6,8,10,12,16,20,25	
NT40-ER50	12,14,16,18,20,22	
NT50-ER50	24,26,28,30,32,34	
BT40-ER32	6,8,10,12,16,20	
BT40-ER40	6,8,10,12,16,20,25	
BT50-ER40	6,8,10,12,16,20,25	

1095# ER延長小徑夾頭組(ER Straight Shank Collet Chuck Sets)

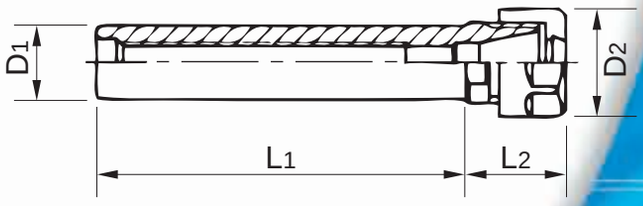

規格	挾持能力	D1	D2	L1	L2	價格（組）	本體
BC 2050-ER16	1.0~10×10只	20	28	50	30		
BC20100-ER16	1.0~10×10只	20	28	100	30		
BC20150-ER16	1.0~10×10只	20	28	150	30		
BC 2050-ER20	2.0~13×12只	20	34	50	36		
BC20100-ER20	2.0~13×12只	20	34	100	36		
BC20150-ER20	2.0~13×12只	20	34	150	36		
BC20100-ER25	2.0~16×15只	20	42	100	46		
BC20150-ER25	2.0~16×15只	20	42	150	46		
BC32100-ER32	3.0~20×18只	32	50	100	54		

1096# ER彈性筒夾(ER Spring Collet)

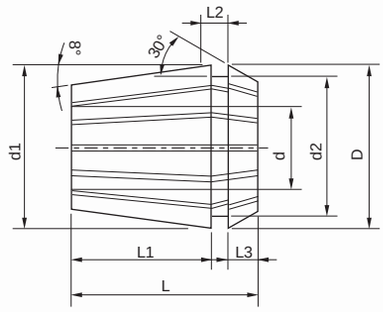

尺寸表

規 格	D	d1	d2	L	L1	L2	L3
ER-11	11.5	11.5	9.5	18.0	13.5	2.0	2.5
ER-16	17.0	17.0	14.0	27.5	20.8	2.7	4.0
ER-20	21.0	21.0	17.5	31.5	23.9	2.8	4.8
ER-25	26.0	26.0	22.0	34.0	25.9	3.1	5.0
ER-32	33.0	33.0	29.0	40.0	30.9	3.6	5.5
ER-40	41.0	41.0	36.0	46.0	34.9	4.1	7.0
ER-50	52.0	52.0	46.0	60.0	46.0	5.5	8.5

0.005m/m
高精度

Model	筒 夾 內 徑	價格/只	價格/只
ER-11	1φ~7φm/m		
ER-11S	1.5φ~6.5φm/m (間隔0.5)		
ER-16	1φ~10φm/m		
ER-16S	1.5φ~9.5φm/m (間隔0.5)		
ER-20	2φ~13φm/m		
ER-20S	2.5φ~12.5φm/m (間隔0.5)		
ER-25	2φ~16φm/m		
ER-32	3φ~20φm/m		
ER-40	4φ~26φm/m		
ER-50	6φ~34φm/m		

1097# 立銑刀筒夾(End Mill Collet)

SC-直筒夾

TC-斜筒夾

規　格	名　稱	內　徑	單　位	價格/只
SC-20	直筒夾	6φ.8φ.10φ.12φ.16φ	只	
SC-32	直筒夾	6φ.8φ.10φ.12φ.16φ.20φ.25φ	只	
SC-32A	直筒夾	3φ.4φ.5φ.7φ.9φ.11φ.13φ.14φ.17φ.18φ.22φ.24φ.1/4"φ.3/8"φ.1"φ	只	
SC-42	直筒夾	6φ.8φ.10φ.12φ.16φ.20φ.25φ.32φ	只	
TC-25	斜筒夾	6φ.8φ.10φ.12φ.16φ.20φ.25φ	只	
TC-32	斜筒夾	6φ.8φ.10φ.12φ.16φ.20φ.25φ.32φ	只	

1098# ER螺帽(DIN6499) (ER Nuts)



A TYPE

UM TYPE



KA TYPE（鋼珠螺帽）

TYPE	SIZE	D	L	T	價 格
A	ER11N	19	11.3	M14×0.75P	
	ER16N	28	17.5	M22×1.5P	
	ER20N	34	19	M25×1.5P	
UM	ER25N	42	20	M32×1.5P	
	ER32N	50	22.5	M40×1.5P	
	ER40N	63	25.5	M50×1.5P	
	ER50N	78	35.5	M64×2.0P	
KA	ER20N	36	21	M25×1.5P	
	ER25N	43	22	M32×1.5P	
	ER32N	50	24	M40×1.5P	
	ER40N	63	29	M50×1.5P	

1099# ER板手(ER Wrenchs)

TYPE : A

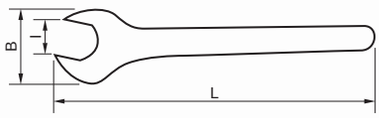

TYPE : UM

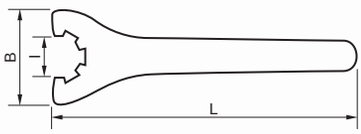

TYPE : KM

規　　格	NUT DIA	L	B	I	價格
ER11-A	19	155	40	17	
ER16-A	28	210	53	25	
ER20-A	34	250	60	30	
ER25UM	42	206	65	37	
ER32UM	50	253	75	46.5	
ER40UM	63	289	90	58	
ER50UM	78	351	110	74	
ER20KA	36	220	36	36 ϕ	
ER25KA	43	235	40	43 ϕ	
ER32KA	50	250	45	50 ϕ	
ER40KA	63	250	50	63 ϕ	

1100# 精密搪孔頭(Boring Head)

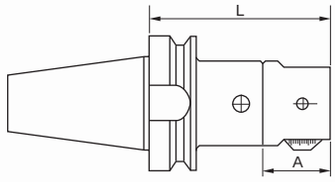

特點：
1.適用於綜合中心機，精密搪孔。
2.搪孔頭最小刻劃0.01φm/m

MODE	NO.	搪孔範圍	L	A	D	價格
BT30-NBJ16	NBJ16	6-50φ	113	50	62	
BT40-NBJ16	NBJ16	6-50φ	103	50	62	
BT50-NBJ16	NBJ16	6-50φ	133	50	62	

1101# 噴霧式切削冷卻器(Mist Coolant System)



1.以少量切削液，達到冷卻效果，延長刀具壽命。
2.以空壓機為動力，並能清除鐵屑，使加工面更光滑。
3.適用於銑床、鑽床、車床、攻牙機…等加工機。

型　號	規　格	長　度	價　格
MCS-A	噴霧式	500 m/m	

1102# 強力精密銑床夾頭(Multi-Lock Collet Chuck)

規　　格	夾持能力	筒夾規格	價格/組
NT30-KCH20	6φ～20φ	6,8,10,12,16	
NT40-KCH32	6φ～32φ	6,8,10,12 16,20,25	
NT50-KCH32			
NT50-KCH42	6φ～42φ	6,8,10,12 16,20,25,32	

1103# ER直柄夾頭柄(M型小型螺帽) (ER Collet Chuck)(M Type Nut)

規　　格	柄徑	長度	螺帽	價格
C16-ER11M-140	16	140	16φ	
C20-ER16M-150	20	150	22φ	
C20-ER20M-150	20	150	28φ	

1104# 麻花型地錨(水平調整器配件)

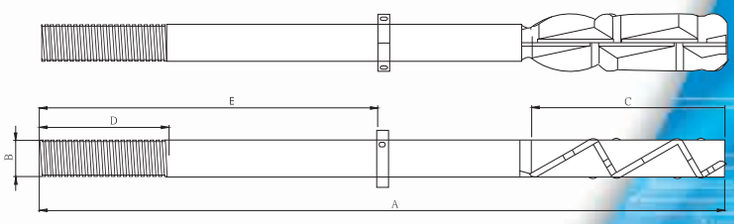

特點：

1. 特殊形狀，軸向、徑向，都具有優良抗拉力、抗扭力。
2. 抗拉強度可達120kg/mm^{2}以上，確保水平精度。
3. 標準、特殊螺帽、螺紋均可訂製。

規　　格	A	B	C	D	E	REMARK
AH×600×M16	600	M16	170	120	任何尺寸	此圖僅供參考，以現品為準。 本產品均有專利，請勿仿冒製作。
AH×600×M20	600	M20	170	120		
AH×600×M24	600	M24	170	120		
AH×600×M30	600	M30	170	120		
AH×600×M36	600	M36	260	150		

"續下頁"

臥式水平調整器

1105# A 型

特點：
一般機器使用。

安裝圖

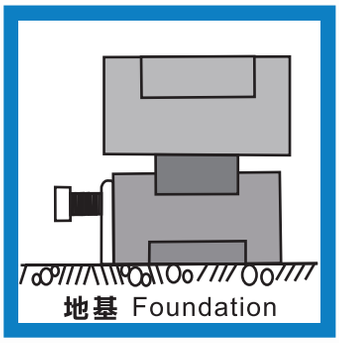

展開圖

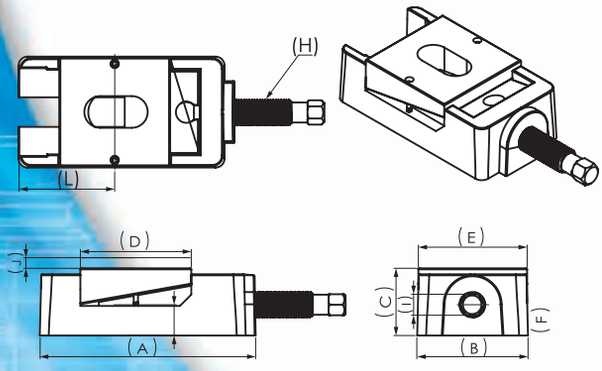

REMARK: The picture is for reference only, the actual item is the standard.

規格	荷重	A	B	C	D	E	F	G	H	I	L	J	REMARK
A-3	3T	160	80	55	80	85	28	25	M20×P2	19	60	8	此圖僅供參考，以現品為準。 本產品均有專利，請勿仿冒製作。
A-5	5T	205	105	60	100	105	30	30	M24×P2	23	80	10	
A-10	10T	205	110	70	100	105	40	30	M24×P2	23	80	10	
A-15	15T	230	150	85	140	140	44	45	M30×P1.5	30	90	10	
A-20	20T	320	200	90	150	200	44	50	M30×P1.5	30	130	10	

1106# B 型

特點：
配合地錨螺栓，使用方便安裝。

安裝圖

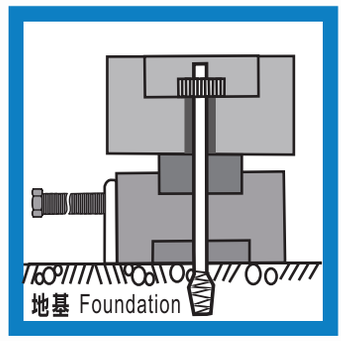

展開圖

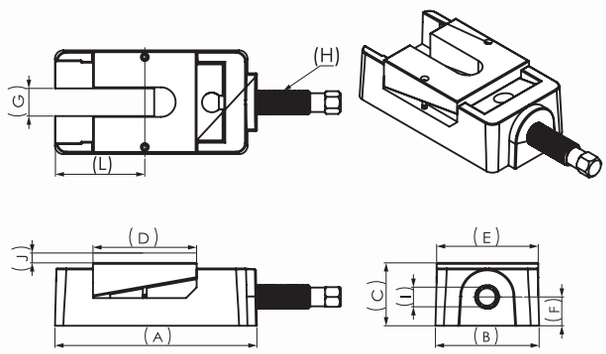

REMARK: The picture is for reference only, the actual item is the standard.

規格	荷重	A	B	C	D	E	F	G	H	I	L	J	REMARK
B-3	3T	160	80	55	80	85	28	25	M20×P2	19	60	6	此圖僅供參考，以現品為準。 本產品均有專利，請勿仿冒製作。
B-5	5T	205	105	60	100	105	30	30	M24×P2	23	80	8	
B-10	10T	205	110	70	100	105	40	30	M24×P2	23	80	8	
B-15	15T	230	150	85	140	140	44	45	M30×P1.5	30	90	8	
B-20	20T	320	200	90	150	200	44	50	M30×P1.5	30	130	8	

"續下頁"

臥式水平調整器

1107# AU 型



特點：
1. 地面不平時可保持全面接觸。
2. 適合高精度機器。

安裝圖

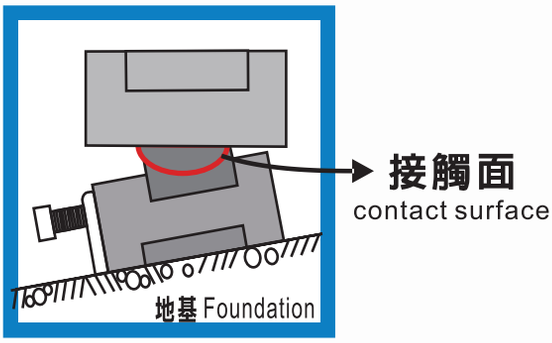

展開圖

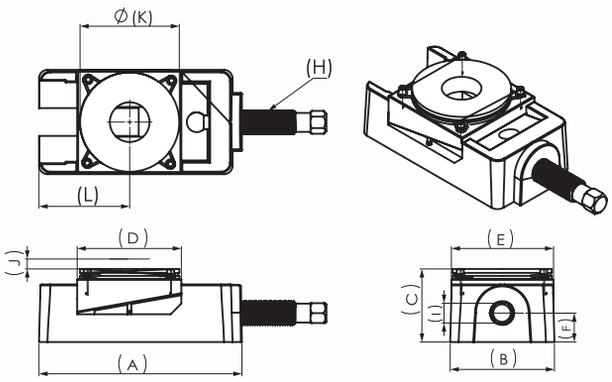

REMARK: The picture is for reference only, the actual item is the standard.

規格	荷重	A	B	C	D	E	F	G	H	I	J	K	L	REMARK
AU-3	3T	160	80	65	80	85	28	25	M20xP2	19	8	80	60	此圖僅供參考，以現品為準。 本產品均有專利，請勿仿冒製作。
AU-5	5T	205	105	70	100	105	30	30	M24xP2	23	10	100	80	
AU-10	10T	205	110	80	100	105	40	30	M24xP2	23	10	100	80	
AU-15	15T	230	150	95	140	140	44	45	M30xP1.5	30	10	140	90	
AU-20	20T	320	200	100	150	200	44	50	M30xP1.5	30	10	150	130	

1108# BU 型

特點：
1. 配合地錨螺栓，使用方便。
2. 地面不平時可保持全面接觸。
3. 配合高精度機器。

安裝圖

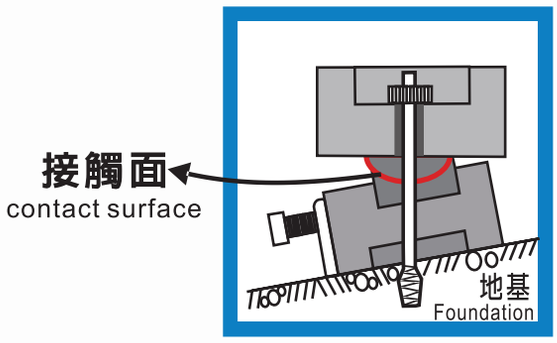

展開圖

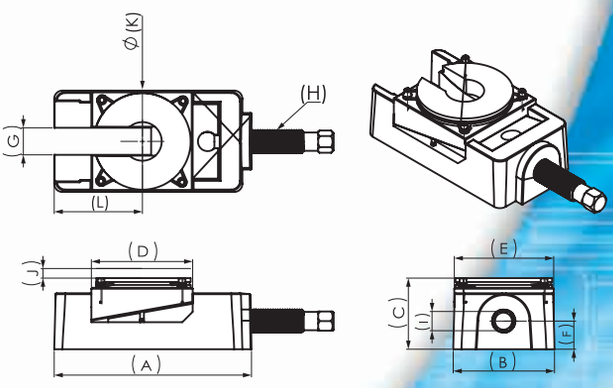

REMARK: The picture is for reference only, the actual item is the standard.

規格	荷重	A	B	C	D	E	F	G	H	I	J	K	L	REMARK
BU-3	3T	160	80	65	80	85	28	25	M20xP2	19	6	80	60	此圖僅供參考，以現品為準。 本產品均有專利，請勿仿冒製作。
BU-5	5T	205	105	70	100	105	30	30	M24xP2	23	8	100	80	
BU-10	10T	205	110	80	100	105	40	30	M24xP2	23	8	100	80	
BU-15	15T	230	150	95	140	140	44	45	M30xP1.5	30	8	140	90	
BU-20	20T	320	200	100	150	200	44	50	M30xP1.5	30	8	150	130	

1109# H·BOR 極細微調精搪孔刀 Micro-Finishing Cutter Fine Boring System

- 搪孔刀炳、精搪孔刀本體、精搪孔刀座
- Taper Shank, Body and Cutting Insert Holder

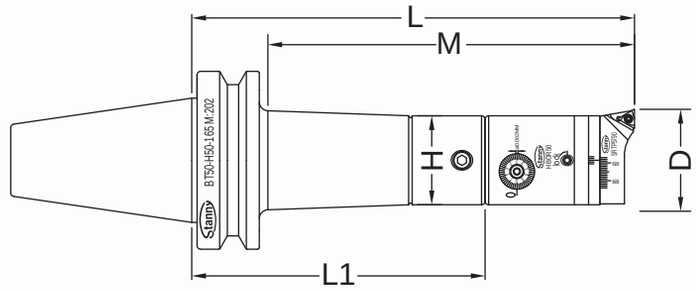

整支 SET
MAS403 BT and H·BOR 極細微調精搪孔刀
MAS403 BT and H·BOR Micro-Finshing Cutter Fine Boring Head

訂購編號 Order No	型號 Model	範圍 D Boring Range ϕD Min- ϕD Max		M	L	精搪孔系統組合 Micro-Finshing Cutter Fine Boring System				淨重 N.W.
						搪孔刀柄 Taper Shank	精搪孔刀本體 Boring Head	連接器 Connector	精搪孔刀座 Cutting Insert Holder	
52291306	BT30-HBOR25-60	M	29-38	60	85	BT30-H25-35	HBOR25	M5	SRTP2938	0.56
52291307	BT30-HBOR25-75	M	29-38	75	105	BT30-H25-55	HBOR25	M5	SRTP2938	0.62
53361307	BT30-HBOR32-75	M	36-52	75	98	BT30-H32-35	HBOR32	M6	SRTP3652	0.82
53361309	BT30-HBOR32-93	M	36-52	93	118	BT30-H32-55	HBOR32	M6	SRTP3652	0.79
54441307	BT30-HBOR40-75	M	44-68	75	98	BT30-H40-35	HBOR40	M6	SRTP4468	0.98
54441309	BT30-HBOR40-93	M	44-68	93	118	BT30-H40-55	HBOR40	M6	SRTP4468	0.95
55571309	BT30-HBOR50-93	BM	57-90	93	125	BT30-H50-45	HBOR50	BM8	SRTP5790	1.33
56701309	BT30-HBOR63-93	BM	70-110	93	145	BT30-H63-65	HBOR63	BM8	SRTP70110	2.18
52291406	BT40-HBOR63-93	M	29-38	60	90	BT40-H25-40	HBOR25	M5	SRTP2938	1.16
52291409	BT40-HBOR63-93	M	29-38	90	122	BT40-H25-72	HBOR25	M5	SRTP2938	1.28
52291412	BT40-HBOR63-93	M	29-38	123	150	BT40-H25-100	HBOR25	M5	SRTP2938	1.40
52291414	BT40-HBOR63-93	M	29-38	145	177	BT40-H25-127	HBOR25	M5	SRTP2938	1.54
53361407	BT40-HBOR63-93	M	36-52	75	103	BT40-H32-40	HBOR32	M6	SRTP2938	1.37
53361410	BT40-HBOR63-93	M	36-52	102	135	BT40-H32-72	HBOR32	M6	SRTP2938	1.57
53361415	BT40-HBOR63-93	M	36-52	150	183	BT40-H32-120	HBOR32	M6	SRTP2938	1.92
53361416	BT40-HBOR63-93	M	36-52	165	198	BT40-H32-135	HBOR32	M6	SRTP2938	2.03
54441407	BT40-HBOR63-93	M	44-68	73	103	BT40-H40-40	HBOR40	M6	SRTP2938	1.58
54441410	BT40-HBOR63-93	M	44-68	102	135	BT40-H40-72	HBOR40	M6	SRTP2938	1.84
54441416	BT40-HBOR63-93	M	44-68	162	193	BT40-H40-130	HBOR40	M6	SRTP2938	2.48
54441421	BT40-HBOR63-93	M	44-68	212	248	BT40-H40-185	HBOR40	M6	SRTP2938	3.05
55571410	BT40-HBOR63-93	BM	57-90	102	130	BT40-H50-50	HBOR50	BM8	SRTP5790	1.91
55571414	BT40-HBOR63-93	BM	57-90	142	170	BT40-H50-90	HBOR50	BM8	SRTP5790	2.48
55571418	BT40-HBOR63-93	BM	57-90	182	210	BT40-H50-130	HBOR50	BM8	SRTP5790	3.25
55571422	BT40-HBOR63-93	BM	57-90	222	250	BT40-H50-170	HBOR50	BM8	SRTP5790	4.12
56701410	BT40-HBOR63-93	BM	70-110	102	135	BT40-H63-55	HBOR63	BM8	SRTP70110	2.51
56701415	BT40-HBOR63-93	BM	70-110	152	185	BT40-H63-105	HBOR63	BM8	SRTP70110	3.72
56701420	BT40-HBOR63-93	BM	70-110	202	235	BT40-H63-155	HBOR63	BM8	SRTP70110	4.81
56711410	BT40-HBOR63-93	BM	110-150	102	135	BT40-H63-55	HBOR63	BM8	SRTP110150	2.60
56711415	BT40-HBOR63-93	BM	110-150	152	185	BT40-H63-105	HBOR63	BM8	SRTP110150	3.81
56711420	BT40-HBOR63-93	BM	110-150	202	235	BT40-H63-155	HBOR63	BM8	SRTP110150	4.90
52291510	BT50-HBOR25-102	M	29-38	102	165	BT50-H25-115	HBOR25	M5	SRTP2938	4.31
52291512	BT50-HBOR25-127	M	29-38	127	190	BT50-H25-140	HBOR25	M5	SRTP2938	4.46
52291515	BT50-HBOR25-152	M	29-38	152	215	BT50-H25-165	HBOR25	M5	SRTP2938	4.56

"續下頁"

1109# H·BOR 極細微調精搪孔刀 Micro-Finishing Cutter Fine Boring System

訂購編號 Order No	型號 Model	範圍 D Boring Range ϕD Min-ϕD Max		M	L	精搪孔系統組合 Micro-Finshing Cutter Fine Boring System				淨重 N.W.
						搪孔刀柄 Taper Shank	精搪孔刀本體 Boring Head	連接器 Connector	精搪孔刀座 Cutting Insert Holder	
53361513	BT50-HBOR32-135	M	36-52	135	198	BT50-H32-135	HBOR32	M6	SRTP3652	4.92
53361516	BT50-HBOR32-165	M	36-52	165	228	BT50-H32-165	HBOR32	M6	SRTP3652	5.17
53361520	BT50-HBOR32-200	M	36-52	200	263	BT50-H32-200	HBOR32	M6	SRTP3652	5.37
54441513	BT50-HBOR40-135	M	44-68	135	198	BT50-H40-135	HBOR40	M6	SRTP4468	5.43
54441518	BT50-HBOR40-185	M	44-68	185	248	BT50-H40-185	HBOR40	M6	SRTP4468	5.98
54441522	BT50-HBOR40-225	M	44-68	225	288	BT50-H40-225	HBOR40	M6	SRTP4468	6.43
54441526	BT50-HBOR40-265	M	44-68	265	328	BT50-H40-265	HBOR40	M6	SRTP4468	6.83
55571510	BT50-HBOR50-102	BM	57-90	102	145	BT50-H50-65	HBOR50	BM8	SRTP5790	4.56
55571520	BT50-HBOR50-202	BM	57-90	202	245	BT50-H50-165	HBOR50	BM8	SRTP5790	6.11
55571525	BT50-HBOR50-252	BM	57-90	252	295	BT50-H50-215	HBOR50	BM8	SRTP5790	7.06
55571530	BT50-HBOR50-302	BM	57-90	302	345	BT50-H50-265	HBOR50	BM8	SRTP5790	8.22
56701512	BT50-HBOR63-122	BM	70-110	122	165	BT50-H63-85	HBOR63	BM8	SRTP70110	5.57
56701520	BT50-HBOR63-202	BM	70-110	202	245	BT50-H63-165	HBOR63	BM8	SRTP70110	7.47
56701525	BT50-HBOR63-252	BM	70-110	252	295	BT50-H63-215	HBOR63	BM8	SRTP70110	9.02
56701530	BT50-HBOR63-302	BM	70-110	302	345	BT50-H63-265	HBOR63	BM8	SRTP70110	9.97
56701535	BT50-HBOR63-352	BM	70-110	352	395	BT50-H63-315	HBOR63	BM8	SRTP70110	13.22
56711512	BT50-HBOR63-122	BM	110-150	122	165	BT50-H63-85	HBOR63	BM8	SRTP110150	5.66
56711520	BT50-HBOR63-202	BM	110-150	202	245	BT50-H63-165	HBOR63	BM8	SRTP110150	7.56
56711525	BT50-HBOR63-252	BM	110-150	252	295	BT50-H63-215	HBOR63	BM8	SRTP110150	9.11
56711530	BT50-HBOR63-302	BM	110-150	302	345	BT50-H63-265	HBOR63	BM8	SRTP110150	10.06
56711535	BT50-HBOR63-352	BM	110-150	352	395	BT50-H63-315	HBOR63	BM8	SRTP110150	13.31

1110# 搪孔刀－測量器、接桿 Adjustable Measuring, Shank

測量器 Adjustable Measuring

訂購編號 Order No	型號 Model	範圍 D Boring Range ϕD Min-ϕD Max	測量範圍 Boring Range ϕD Min-ϕD Max	淨重 N.W.
45900000	ABM1025	10-25	11-43	0.55

1111# H·BOR25P 極細微調精搪孔系統 Micro-Finishing Cutter Fine Boring System

● 整組 SET G2.5 12000rpm

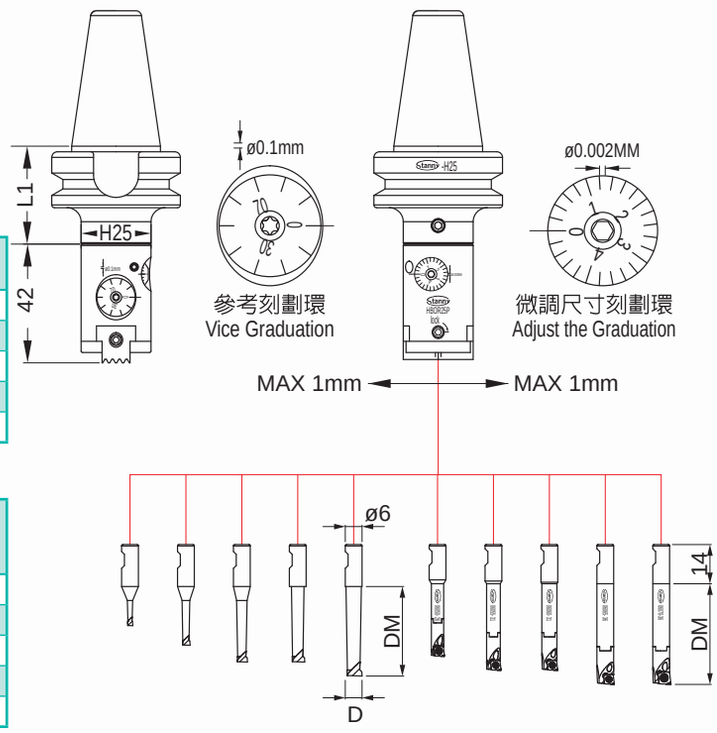

訂購編號 Order No	型號 Model	L1	淨重 N.W
52161303P	BT30-HBOR25P	35	0.63
52161404P	BT40-HBOR25P	40	1.22
52162303P	SK30-HBOR25P	30	0.58
52162403P	SK40-HBOR25P	30	0.72
52164604P	HSK63-HBOR25P	40	0.92

鎢鋼刀桿 Carbide Cutting Bar

訂購編號 Order No	型號 Model	範圍 D Boring Range ϕD Min-ϕD Max	深度 DM	淨重 N.W
50060209T	CA0602-09T	2-3.2	9	0.01
50060316T	CA0603-16T	3-4.2	16	0.01
50060422T	CA0604-22T	4-5.2	22	0.02
50060527T	CA0605-27T	5-6.2	27	0.02
50060632T	CA0606-32T	6-7.2	32	0.02

鎢鋼刀桿 Carbide Cutting Bar

訂購編號 Order No	型號 Model	範圍 D Boring Range ϕD Min-ϕD Max	深度 DM	刀片 Insert	螺絲 Bolt	板手 Wrench	淨重 N.W
5006605021	CB06050-21	5-6	21	CCGT0301..L	SB-1630TR-M1.6	T6	0.078
5006605526	CB06055-26	5.5-6.5	26	CCGT0301..L	SB-1630TR-M1.6	T6	0.0100
5006606026	CB06060-26	6-7	26	CCGT0301..L	SB-1630TR-M1.6	T6	0.0106
5006606531	CB06065-31	6.5-7.5	31	CCGT0301..L	SB-1630TR-M1.6	T6	0.0142
5006607031	CB06070-31	7-8	31	CCGT0401..L	SB-2040TR-M2	T6	0.0146

鎢鋼刀桿 Carbide Cutting Bar

訂購編號 Order No	型號 Model	範圍 D Boring Range ϕD Min-ϕD Max	深度 DM	刀片 Insert	螺絲 Bolt	板手 Wrench	淨重 N.W
5006605026	CB06050-26	5-6	26	CCGT0301..L	SB-1630TR-M1.6	T6	0.0090
5006605531	CB06055-31	5.5-6.5	31	CCGT0301..L	SB-1630TR-M1.6	T6	0.0112
5006606031	CB06060-31	6-7	31	CCGT0301..L	SB-1630TR-M1.6	T6	0.0124
5006606536	CB06065-36	6.5-7.5	36	CCGT0301..L	SB-1630TR-M1.6	T6	0.0162
5006607036	CB06070-36	7-8	36	CCGT0401..L	SB-2040TR-M2	T6	0.0160

1112# H·BOR32P 極細微調精搪孔系統 Micro-Finishing Cutter Fine Boring System

● 整組 SET G2.5 12000rpm

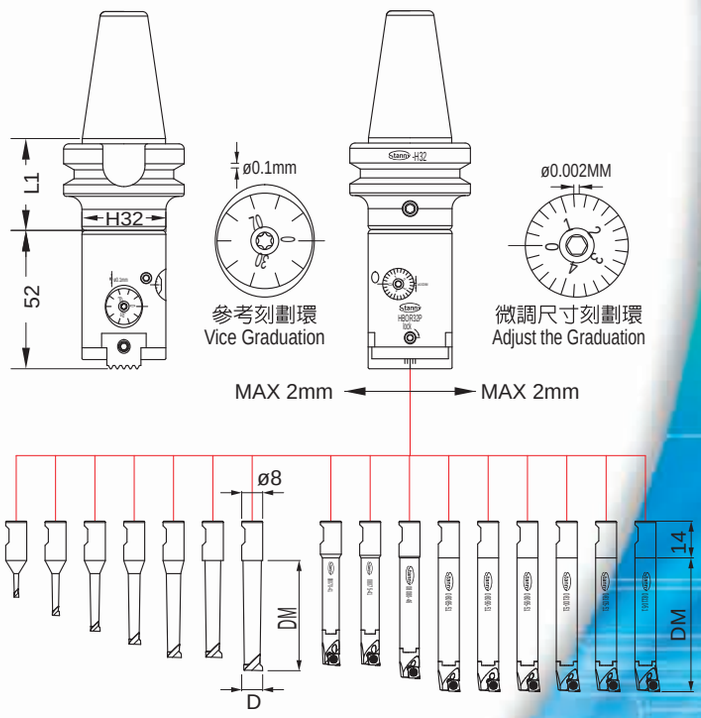

訂購編號 Order No	型號 Model	L1	淨重 N.W
53181303P	BT30-HBOR32P	35	0.76
53181404P	BT40-HBOR32P	40	1.35
53182303P	SK30-HBOR32P	35	0.71
53182403P	SK40-HBOR32P	35	1.3
53184604P	HSK63-HBOR32P	40	1.32

鎢鋼刀桿 Carbide Cutting Bar

訂購編號 Order No	型號 Model	範圍 D Boring Range ϕD Min-ϕD Max	深度 DM	淨重 N.W
50080209T	CA0802-09T	2-3.2	9	0.03
50080316T	CA0803-16T	3-4.2	16	0.03
50080422T	CA0804-22T	4-5.2	22	0.03
50080527T	CA0805-27T	5-6.2	27	0.04
50080632T	CA0806-32T	6-7.2	32	0.04
50080737T	CA0807-37T	7-8.2	37	0.04
50080842T	CA0808-42T	8-9.2	42	0.05

鎢鋼刀桿 Carbide Cutting Bar

訂購編號 Order No	型號 Model	範圍 D Boring Range ϕD Min-ϕD Max	深度 DM	刀片 Insert	螺絲 Bolt	板手 Wrench	淨重 N.W
5008807031	CB08070-31	7-8	31	CCGT0401..L	SB-2040TR-M2	T6	0.0200
5008807536	CB08075-36	7.5-8.5	36	CCGT0401..L	SB-2040TR-M2	T6	0.0232
5008808036	CB08080-36	8-9	36	CCGT0401..L	SB-2040TR-M2	T6	0.0264
5008808541	CB08085-41	8.5-9.5	41	CCGT0401..L	SB-2040TR-M2	T6	0.0332
5008809041	CB08090-41	9-10	41	CCGT0401..L	SB-2040TR-M2	T6	0.0334
5008809541	CB08095-41	9.5-10.5	41	CCGT0401..L	SB-2040TR-M2	T6	0.0338
5008810041	CB08100-41	10-11	41	CCGT0401..L	SB-2040TR-M2	T6	0.0340
5008810541	CB08105-41	10.5-11.5	41	CCGT0401..L	SB-2040TR-M2	T6	0.0334
5008811041	CB08110-41	11-12	41	CCGT0401..L	SB-2040TR-M2	T6	0.0344

1113# H·BOR40P 極細微調精搪孔系統 Micro-Finishing Cutter Fine Boring System

● 整組SET G2.5 12000rpm

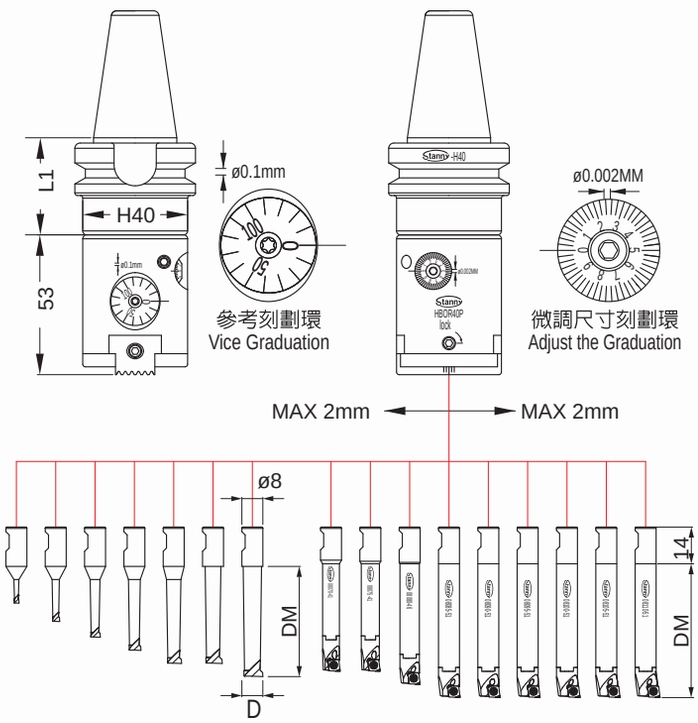

訂購編號 Order No	型號 Model	L1	淨重 N.W
54181303P	BT30-HBOR40P	35	0.95
54181404P	BT40-HBOR40P	40	1.34
54182303P	SK30-HBOR40P	35	0.9
54182403P	SK40-HBOR40P	35	1.29
54184604P	HSK63-HBOR40P	45	0.92

鎢鋼刀桿 Carbide Cutting Bar

訂購編號 Order No	型號 Model	範圍 D Boring Range ϕD Min-ϕD Max	深度 DM	淨重 N.W
50080209T	CA0802-09T	2-3.2	9	0.03
50080316T	CA0803-16T	3-4.2	16	0.03
50080422T	CA0804-22T	4-5.2	22	0.03
50080527T	CA0805-27T	5-6.2	27	0.04
50080632T	CA0806-32T	6-7.2	32	0.04
50080737T	CA0807-37T	7-8.2	37	0.04
50080842T	CA0808-42T	8-9.2	42	0.05

鎢鋼刀桿 Carbide Cutting Bar

訂購編號 Order No	型號 Model	範圍 D Boring Range ϕD Min-ϕD Max	深度 DM	刀片 Insert	螺絲 Bolt	板手 Wrench	淨重 N.W
5008807041	CB08070-41	7-8	41	CCGT0401..L	SB-2040TR-M2	T6	0.0234
5008807541	CB08075-41	7.5-8.5	41	CCGT0401..L	SB-2040TR-M2	T6	0.0262
5008808046	CB08080-46	8-9	46	CCGT0401..L	SB-2040TR-M2	T6	0.0326
5008808551	CB08085-51	8.5-9.5	51	CCGT0401..L	SB-2040TR-M2	T6	0.0396
5008809051	CB08090-51	9-10	51	CCGT0401..L	SB-2040TR-M2	T6	0.0404
5008809551	CB08095-51	9.5-10.5	51	CCGT0401..L	SB-2040TR-M2	T6	0.0402
5008810051	CB08100-51	10-11	51	CCGT0401..L	SB-2040TR-M2	T6	0.0402
5008810551	CB08105-51	10.5-11.5	51	CCGT0401..L	SB-2040TR-M2	T6	0.0406
5008811051	CB08110-51	11-12	51	CCGT0401..L	SB-2040TR-M2	T6	0.0404

1114# H·BOR50P 極細微調精搪孔系統 Micro-Finishing Cutter Fine Boring System

● 整組 SET G2.5 12000rpm φ5~φ11

訂購編號 Order No	型號 Model	範圍 D Boring Range φD Min-φD Max	組合系統-主軸柄規格 Taper Shank	L1	淨重 N.W
55801304CR	BT30-HBOR50P	5-11	MAS403 BT30-H50-45	45	5.84
55801405CR	BT40-HBOR50P	5-11	MAS403 BT40-H50-50	50	6.42
55801506CR	BT50-HBOR50P	5-11	MAS403 BT50-H50-65	65	9.07
55802305CR	SK30-HBOR50P	5-11	DIN69871A ISO30-H50-55	55	5.97
55802405CR	SK40-HBOR50P	5-11	DIN69871A ISO40-H50-50	50	6.39
55802505CR	SK50-HBOR50P	5-11	DIN69871A ISO50-H50-50	50	8.62
55804605CR	HSK63-HBOR50P	5-11	DIN69893A HSK63-H50-50	50	6.13

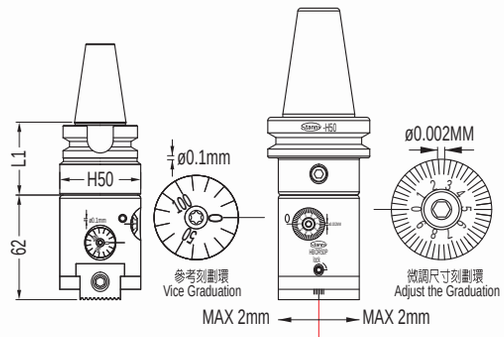

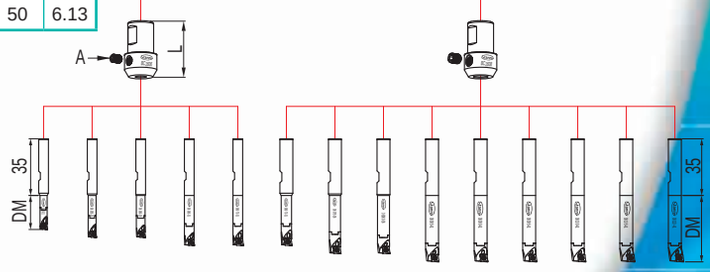

套筒 Sleeve

訂購編號 Order No	型號 Model	內徑 Inner	L	A螺絲 A-Bolt	鎢鋼刀桿 Carbide Cutting Bar	淨重 N.W
50081606	BC1606	φ6	34	M5	CR06…	0.0542
50081608	BC1608	φ8	34	M6	CR08…	0.0484

鎢鋼刀桿 Carbide Cutting Bar

訂購編號 Order No	型號 Model	範圍 D Boring Range φD Min-φD Max	深度 DM	套筒 Sleeve	刀片 Insert	螺絲 Bolt	板手 Wrench	淨重 N.W
5007605021	CR06050-21	5-6	21	BC1606	CCGT0301..L	SB-1630TR-M1.6	T6	0.0184
5007605526	CR06055-26	5.5-6.5	26	BC1606	CCGT0301..L	SB-1630TR-M1.6	T6	0.0204
5007606026	CR06060-26	6-7	26	BC1606	CCGT0301..L	SB-1630TR-M1.6	T6	0.0214
5007606531	CR06065-31	6.5-7.5	31	BC1606	CCGT0301..L	SB-1630TR-M1.6	T6	0.0250
5007607031	CR06070-31	7-8	31	BC1606	CCGT0401..L	SB-2040TR-M2	T6	0.0250
5009807031	CR08070-31	7-8	36	BC1608	CCGT0401..L	SB-2040TR-M2	T6	0.0380
5009807536	CR08075-36	7.5-8.5	36	BC1608	CCGT0401..L	SB-2040TR-M2	T6	0.0420
5009808036	CR08080-36	8-9	36	BC1608	CCGT0401..L	SB-2040TR-M2	T6	0.0450
5009808541	CR08085-41	8.5-9.5	41	BC1608	CCGT0401..L	SB-2040TR-M2	T6	0.0518
5009809041	CR08090-41	9-10	41	BC1608	CCGT0401..L	SB-2040TR-M2	T6	0.0518
5009809541	CR08095-41	9.5-10.5	41	BC1608	CCGT0401..L	SB-2040TR-M2	T6	0.0520
5009810041	CR08100-41	10-11	41	BC1608	CCGT0401..L	SB-2040TR-M2	T6	0.0520
5009810541	CR08105-41	10.5-11.5	41	BC1608	CCGT0401..L	SB-2040TR-M2	T6	0.0520
5009811041	CR08110-41	11-12	41	BC1608	CCGT0401..L	SB-2040TR-M2	T6	0.0524

1115# H·BOR50P 極細微調精搪孔系統 Micro-Finishing Cutter Fine Boring System

● 整組 SET G2.5 12000rpm ϕ11~ϕ32

訂購編號 Order No	型號 Model	範圍 D Boring Range ϕD Min-ϕD Max	組合系統-主軸柄規格 Taper Shank	L1	淨重 N.W
55801304	BT30-HBOR50P	11-32	MAS403 BT30-H50-45	45	6.23
55801405	BT40-HBOR50P	11-32	MAS403 BT40-H50-50	50	6.81
55801506	BT50-HBOR50P	11-32	MAS403 BT50-H50-65	65	9.46
55802305	SK30-HBOR50P	11-32	DIN69871A ISO30-H50-55	55	6.36
55802405	SK40-HBOR50P	11-32	DIN69871A ISO40-H50-50	50	6.78
55802505	SK50-HBOR50P	11-32	DIN69871A ISO50-H50-50	50	9.01
55804605	HSK63-HBOR50P	11-32	DIN69893A HSK63-H50-50	50	6.52

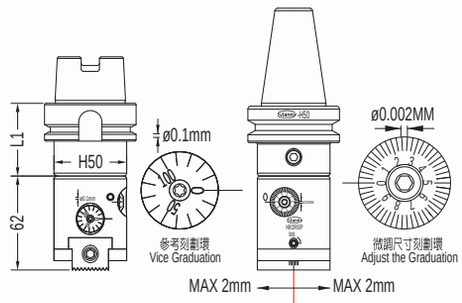

套筒 Sleeve

訂購編號 Order No	型號 Model	內徑 Inner	L	A螺絲 A-Bolt	鎢鋼刀桿 Carbide Cutting Bar	淨重 N.W
50081610	BC1610	ϕ10	34	M8	CM10	0.06
50081612	BC1612	ϕ12	34	M8	CM12	0.05
50081614	BC1614	ϕ14	34	M8	CM14	0.04

鎢鋼柄 Carbide Shank

訂購編號 Order No	型號 Model	外徑 Outer	L2	C導程螺帽 C-NUT	B螺絲 B-Bolt	淨重 N.W
50071009	CM10	ϕ10	99	NUT6	SLCS-M3	0.10
50071211	CM12	ϕ12	112	NUT7	SLCS-M4	0.16
50071411	CM14	ϕ14	115	NUT7	SLCS-M4	0.21
50071613	CM16	ϕ16	135	NUT9	SLCS-M5	0.35

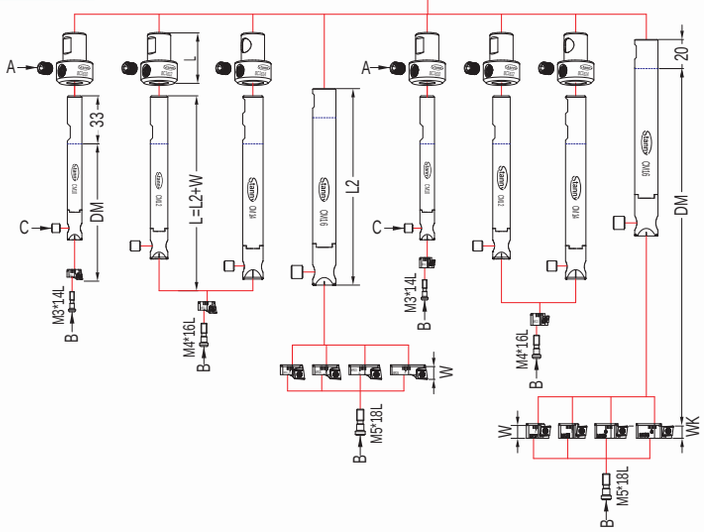

MR(正搪)和MK(反搪)搪孔刀座
MR and MK (Reverse) Cutting Insert Holder

訂購編號 Order No	型號 Model	範圍 D Boring Range ϕD Min-ϕD Max	刀座高度 W	刀座高度 WK	深度 DM	L	鎢鋼柄 Carbide Shank	套筒 Sleeve	刀片 Insert	螺絲 Bolt	板手 Wrench	淨重 N.W
50061114	MR11	11-14	6		72	105	CM10	BC1610	CCGT0301..L	SB-1630TR-M1.6	T6	0.002
50061317	MR13	13-17	7		86 89	119 122	CM12 CM14	BC1612 BC1614	CCGT0401..L	SB-2040TR-M2	T6	0.003
50061723	MR17	17-23	9		124	144	CM16		CCGT0602..L	TS25-M2.5	T8	0.005
50062026	MR20	20-26	9		124	144	CM16		CCGT0602..L	TS25-M2.5	T8	0.006
50062329	MR23	23-29	9		124	144	CM16		CCGT0602..L	TS25-M2.5	T8	0.008
50062632	MR26	26-32	9		124	144	CM16		CCGT0602..L	TS25-M2.5	T8	0.009
50051114	MK11	11-14	7	6	59	106	CM10	BC1610	CCGT0301..L	SB-1630TR-M1.6	T6	0.002
50051317	MK13	13-17	8	7	72	120	CM12 CM14	BC1612 BC1614	CCGT0401..L	SB-2040TR-M2	T6	0.003
50051723	MK17	17-23	10	9	115	145	CM16		CCGT0602..L	TS25-M2.5	T8	0.005
50052026	MK20	20-26	10	9	115	145	CM16		CCGT0602..L	TS25-M2.5	T8	0.007
50052329	MK23	23-29	10	9	115	145	CM16		CCGT0602..L	TS25-M2.5	T8	0.009
50052632	MK26	26-32	10	9	115	145	CM16		CCGT0602..L	TS25-M2.5	T8	0.011

1116# H·BOR50P 極細微調精搪孔系統－菱形 Micro-Finishing Cutter Fine Boring System

● 整組 SET G2.5 12000rpm φ11~φ90

訂購編號 Order No	型號 Model	範圍 D Boring Range φD Min-φD Max	組合系統-主軸柄規格 Taper Shank	L1	淨重 N.W
55801304RM	BT30-HBOR50P	11-90	MAS403 BT30-H50-45	45	6.85
55801405RM	BT40-HBOR50P	11-90	MAS403 BT40-H50-50	50	7.43
55801506RM	BT50-HBOR50P	11-90	MAS403 BT50-H50-65	65	10.08
55802305RM	SK30-HBOR50P	11-90	DIN69871A ISO30-H50-55	55	6.98
55802405RM	SK40-HBOR50P	11-90	DIN69871A ISO40-H50-50	50	7.40
55802505RM	SK50-HBOR50P	11-90	DIN69871A ISO50-H50-50	50	9.63
55804605RM	HSK63-HBOR50P	11-90	DIN69893A HSK63-H50-50	50	7.14

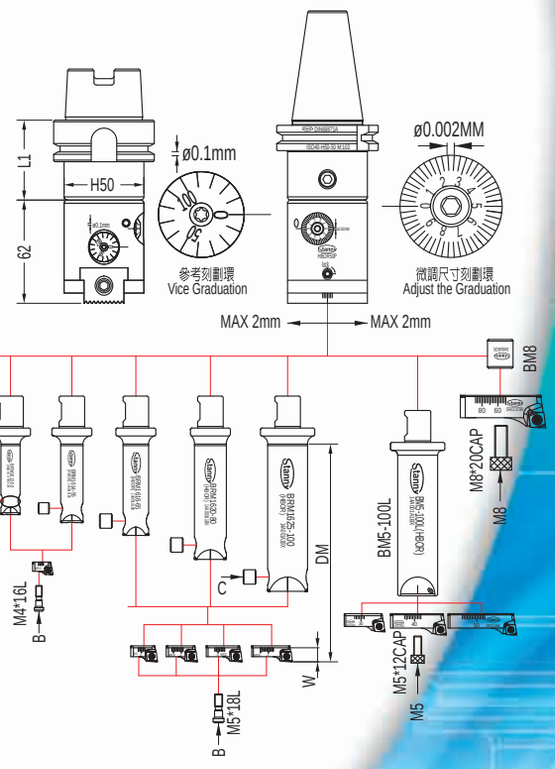

接桿 Shank

訂購編號 Order No	型號 Model	X	深度 DM	C導程螺帽 C-NUT	B螺絲 B-Bolt	板手 Wrench	淨重 N.W
50171004	BRM1610-40	45	41	NUT6	SLCS-M3	T8	0.07
50171205	BRM1612-50	54	51	NUT7	SLCS-M4	T15	0.09
50171405	BRM1614-55	59	56	NUT7	SLCS-M4	T15	0.11
50171606	BRM1616-65	67	66	NUT9	SLCS-M5	T25	0.14
50172008	BRM1620-80	82	81	NUT9	SLCS-M5	T25	0.22
50172510	BRM1625-100	102	101	NUT9	SLCS-M5	T25	0.41
50162510	BM5-100L	96	88+		M5x12	⬡ 4	0.40
50501608	BM8				M8x20	⬡ 6	0.03

搪孔刀座 Cutting Insert Holder

訂購編號 Order No	型號 Model	範圍 D Boring Range φD Min-φD Max	刀座高度 W	接桿 Shank	刀片 Insert	螺絲 Bolt	板手 Wrench	淨重 N.W
50061114	MR11	11-14	6	BRM1610-40	CCGT0301..L	SB-1630TR-M1.6	T6	0.002
50061317	MR13	13-17	7	BRM1612-50 BRM1614-55	CCGT0401..L	SB-2040TR-M2	T6	0.003
50061723	MR17	17-23	9	BRM1616-65 BRM1620-80 BRM1625-100	CCGT0602..L	TS25-M2.5	T8	0.005
50062026	MR20	20-26	9		CCGT0602..L	TS25-M2.5	T8	0.006
50062329	MR23	23-29	9		CCGT0602..L	TS25-M2.5	T8	0.008
50062632	MR26	26-32	9		CCGT0602..L	TS25-M2.5	T8	0.009
50252938CC	SRCC2938	29-38	11	BM5-100L	CCGT0602..L	TS25-M2.5	T8	0.010
50323652CC	SRCC3652	36-52	13	BM5-100L	CCGT0602..L	TS25-M2.5	T8	0.020
50404468CC	SRCC4468	44-68	13	BM5-100L	CCGT0602..L	TS25-M2.5	T8	0.030
50505790CC	SRCC5790	57-90	20	BM8	CCGT09T3..L	TS4-M4	T15	0.100

1117# H·BOR50 極細微調精搪孔系統 Micro-Finishing Cutter Fine Boring System

- 整組 SET φ6~φ90

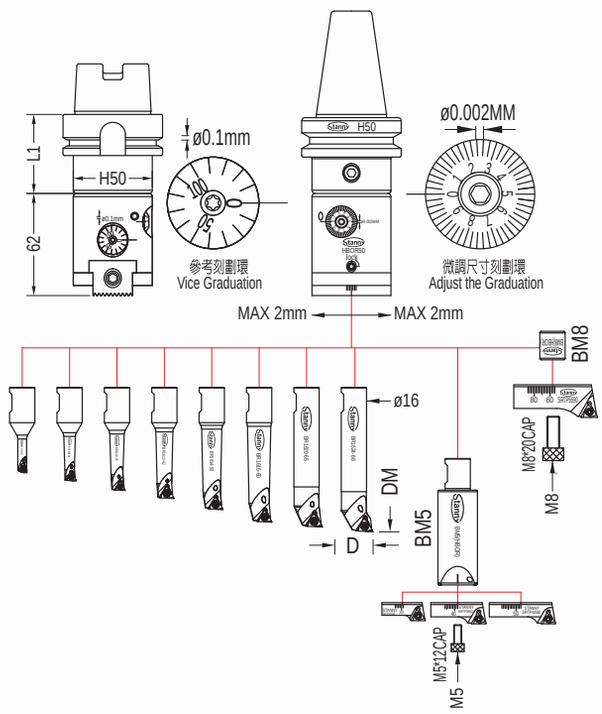

訂購編號 Order No	型號 Model	範圍 D Boring Range φD Min-φD Max	組合系統-主軸柄規格 Taper Shank	L1	淨重 N.W
55901309	BT30-HBOR50	6-90	MAS403 BT30-H50-45	45	6.7
55901410	BT40-HBOR50	6-90	MAS403 BT40-H50-50	50	7.3
55901510	BT50-HBOR50	6-90	MAS403 BT50-H50-65	65	9.9
55902309	SK30-HBOR50	6-90	DIN69871A ISO30-H50-55	55	6.8
55902410	SK40-HBOR50	6-90	DIN69871A ISO40-H50-50	50	7.3
55902510	SK50-HBOR50	6-90	DIN69871A ISO50-H50-50	50	9.5
55904610	HSK63-HBOR50	6-90	DIN69893A HSK63-H50-50	50	7.0

訂購編號 Order No	型號 Model	範圍 D Boring Range φD Min-φD Max	深度 DM	刀片 Insert	螺絲 Bolt	板手 Wrench	淨重 N.W
50160621	BR1606-21	6-9	21	WBGT0601..L	SB-1STR-M2	T6	0.04
50160828	BR1608-28	8-11	28	TBGT0601..L	SB-1STR-M2	T6	0.04
50161035	BR1610-35	10-13	35	TBGT0601..L	SB-1STR-M2	T6	0.05
50161242	BR1612-42	12-15	42	TPGH0902..L	SB-2TR-M2.5	T8	0.06
50161450	BR1614-50	14-17	50	TPGH0902..L	SB-2TR-M2.5	T8	0.07
50161660	BR1616-60	16-20	60	TPGH0902..L	SB-2TR-M2.5	T8	0.09
50162065	BR1620-65	20-24	65	TPGH1103..L	SB-3TR-M3	T8	0.11
50162468	BR1624-68	24-28	68	TPGH1103..L	SB-3TR-M3	T8	0.12
50162505	BM5		60 + SRTP2938 orSRTP3652 or SRTP4468		M5x12	⬡ 4	0.25
50252938	SRTP2938	29-38	+10	TPGH0902..L	SB-2TR-M2.5	T8	0.01
50323652	SRTP3652	36-52	+12	TPGH0902..L	SB-2TR-M2.5	T8	0.02
50404468	SRTP4468	44-68	+12	TPGH0902..L	SB-2TR-M2.5	T8	0.03
50501608	BM8		+SRTP5790		M8x20	⬡ 6	0.03
50505790	SRTP5790	57-90	+20	TPGH1103..L	SB-3TR-M3	T8	0.10

1118# H·BOR63P 極細微調精搪孔系統 Micro-Finishing Cutter Fine Boring System

● 整組 SET G2.5 12000rpm φ5~φ11

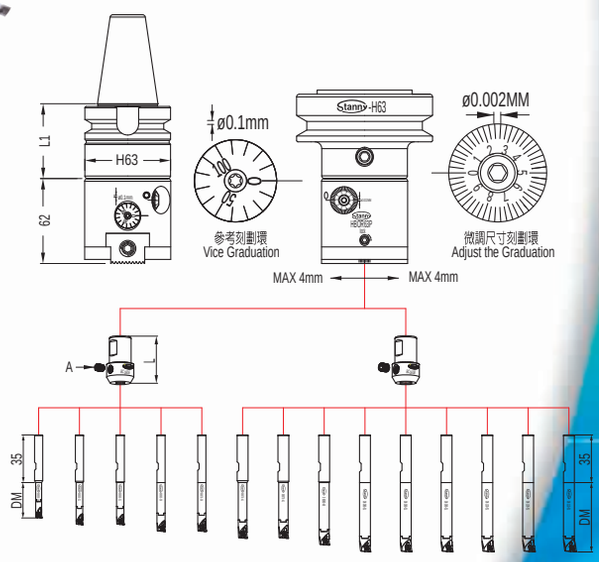

訂購編號 Order No	型號 Model	範圍 D Boring Range φD Min-φD Max	組合系統-主軸柄規格 Taper Shank	L1	淨重 N.W
56801405CR	BT40-HBOR63P	5-11	MAS403 BT40-H63-55	55	7.2
56801506CR	BT50-HBOR63P	5-11	MAS403 BT50-H63-65	65	9.8
56801508CR	BT50-HBOR63P	5-11	MAS403 BT50-H63-85	85	10.3
56802406CR	SK40-HBOR63P	5-11	DIN69871A ISO40-H63-60	60	7.2
56802506CR	SK50-HBOR63P	5-11	DIN69871A ISO50-H63-65	65	9.0
56804606CR	HSK63-HBOR63P	5-11	DIN69893A HSK63-H63-67	67	7.0

套筒 Sleeve

訂購編號 Order No	型號 Model	內徑 Inner	L	A螺絲 A-Bolt	鎢鋼刀桿 Carbide Cutting Bar	淨重 N.W
50081606	BC1606	φ6	34	M5	CR06…	0.0542
50081608	BC1608	φ8	34	M6	CR08…	0.0484

鎢鋼刀桿 Carbide Cutting Bar

訂購編號 Order No	型號 Model	範圍 D Boring Range φD Min-φD Max	深度 DM	套筒 Sleeve	刀片 Insert	螺絲 Bolt	板手 Wrench	淨重 N.W
5007605026	CR06050-26	5-6	26	BC1606	CCGT0301..L	SB-1630TR-M1.6	T6	0.0192
5007605531	CR06055-31	5.5-6.5	31	BC1606	CCGT0301..L	SB-1630TR-M1.6	T6	0.0216
5007606031	CR06060-31	6-7	31	BC1606	CCGT0301..L	SB-1630TR-M1.6	T6	0.0228
5007606536	CR06065-36	6.5-7.5	36	BC1606	CCGT0301..L	SB-1630TR-M1.6	T6	0.0268
5007607036	CR06070-36	7-8	36	BC1606	CCGT0401..L	SB-2040TR-M2	T6	0.0268
5009807041	CR08070-41	7-8	41	BC1608	CCGT0401..L	SB-2040TR-M2	T6	0.0424
5009807541	CR08075-41	7.5-8.5	41	BC1608	CCGT0401..L	SB-2040TR-M2	T6	0.0448
5009808046	CR08080-46	8-9	46	BC1608	CCGT0401..L	SB-2040TR-M2	T6	0.0512
5009808551	CR08085-51	8.5-9.5	51	BC1608	CCGT0401..L	SB-2040TR-M2	T6	0.0586
5009809051	CR08090-51	9-10	51	BC1608	CCGT0401..L	SB-2040TR-M2	T6	0.0586
5009809551	CR08095-51	9.5-10.5	51	BC1608	CCGT0401..L	SB-2040TR-M2	T6	0.0590
5009810051	CR08100-51	10-11	51	BC1608	CCGT0401..L	SB-2040TR-M2	T6	0.0590
5009810551	CR08105-51	10.5-11.5	51	BC1608	CCGT0401..L	SB-2040TR-M2	T6	0.0592
5009811051	CR08110-51	11-12	51	BC1608	CCGT0401..L	SB-2040TR-M2	T6	0.0592

1119# H·BOR63P 極細微調精搪孔系統 Micro-Finishing Cutter Fine Boring System

● 整組 SET G2.5 12000rpm φ11~φ32

訂購編號 Order No	型號 Model	範圍 D Boring Range φD Min-φD Max	組合系統-主軸柄規格 Taper Shank	L1	淨重 N.W
56801405	BT40-HBOR63P	11-32	MAS403 BT40-H63-55	55	7.5
56801506	BT50-HBOR63P	11-32	MAS403 BT50-H63-65	65	10.06
56801508	BT50-HBOR63P	11-32	MAS403 BT50-H63-85	85	10.56
56802406	SK40-HBOR63P	11-32	DIN69871A ISO40-H63-60	60	7.54
56802506	SK50-HBOR63P	11-32	DIN69871A ISO50-H63-65	65	9.26
56804606	HSK63-HBOR63P	11-32	DIN69893A HSK63-H63-67	67	7.39

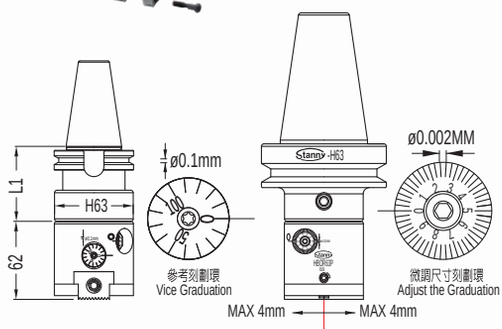

套筒 Sleeve

訂購編號 Order No	型號 Model	內徑 Inner	L	A螺絲 A-Bolt	鎢鋼刀桿 Carbide Cutting Bar	淨重 N.W
50081610	BC1610	φ10	34	M8	CM10	0.06
50081612	BC1612	φ12	34	M8	CM12	0.05
50081614	BC1614	φ14	34	M8	CM14	0.04

鎢鋼柄 Carbide Shank

訂購編號 Order No	型號 Model	外徑 Outer	L2	C導程螺帽 C-NUT	B螺絲 B-Bolt	淨重 N.W
50071009	CM10	φ10	99	NUT6	SLCS-M3	0.10
50071211	CM12	φ12	112	NUT7	SLCS-M4	0.16
50071411	CM14	φ14	115	NUT7	SLCS-M4	0.21
50071613	CM16	φ16	135	NUT9	SLCS-M5	0.35

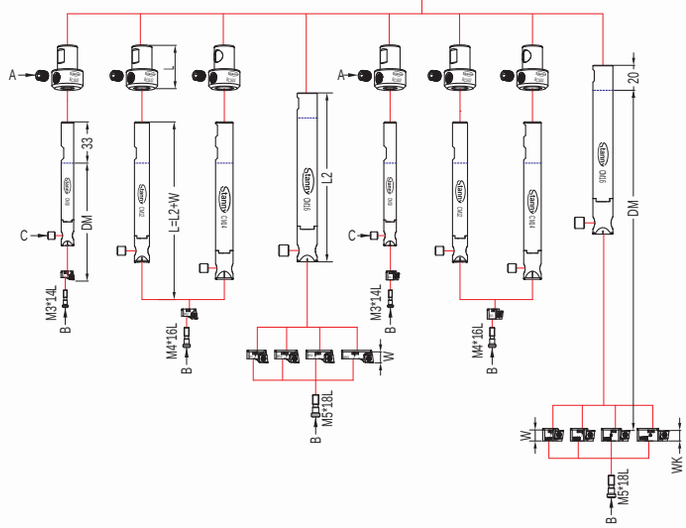

MR(正搪)和MK(反搪)搪孔刀座
MR and MK (Reverse) Cutting Insert Holder

訂購編號 Order No	型號 Model	範圍 D Boring Range φD Min-φD Max	刀座高度 W	刀座高度 WK	深度 DM	L	鎢鋼柄 Carbide Shank	套筒 Sleeve	刀片 Insert	螺絲 Bolt	板手 Wrench	淨重 N.W
50061114	MR11	11-14	6		72	105	CM10	BC1610	CCGT0301..L	SB-1630TR-M1.6	T6	0.002
50061317	MR13	13-17	7		86 89	119 122	CM12 CM14	BC1612 BC1614	CCGT0401..L	SB-2040TR-M2	T6	0.003
50061723	MR17	17-23	9		124	144	CM16		CCGT0602..L	TS25-M2.5	T8	0.005
50062026	MR20	20-26	9		124	144	CM16		CCGT0602..L	TS25-M2.5	T8	0.006
50062329	MR23	23-29	9		124	144	CM16		CCGT0602..L	TS25-M2.5	T8	0.008
50062632	MR26	26-32	9		124	144	CM16		CCGT0602..L	TS25-M2.5	T8	0.009
50051114	MK11	11-14	7	6	59	106	CM10	BC1610	CCGT0301..L	SB-1630TR-M1.6	T6	0.002
50051317	MK13	13-17	8	7	72	120	CM12 CM14	BC1612 BC1614	CCGT0401..L	SB-2040TR-M2	T6	0.003
50051723	MR17	17-23	10	9	115	145	CM16		CCGT0602..L	TS25-M2.5	T8	0.005
50052026	MR20	20-26	10	9	115	145	CM16		CCGT0602..L	TS25-M2.5	T8	0.007
50052329	MR23	23-29	10	9	115	145	CM16		CCGT0602..L	TS25-M2.5	T8	0.009
50052632	MR26	26-32	10	9	115	145	CM16		CCGT0602..L	TS25-M2.5	T8	0.011

1120# H·BOR63P 極細微調精搪孔系統－菱形 Micro-Finishing Cutter for Rhombus Fine Boring System

● 整組 SET G2.5 12000rpm φ11~φ150

訂購編號 Order No	型號 Model	範圍 D Boring Range φD Min-φD Max	組合系統-主軸柄規格 Taper Shank	L1	淨重 N.W
56801405RM	BT40-HBOR63P	11-150	MAS403 BT40-H63-55	55	8.4
56801506RM	BT50-HBOR63P	11-150	MAS403 BT50-H63-65	65	10.9
56801508RM	BT50-HBOR63P	11-150	MAS403 BT50-H63-85	85	11.4
56802406RM	SK40-HBOR63P	11-150	DIN69871A ISO40-H63-60	60	8.4
56802506RM	SK50-HBOR63P	11-150	DIN69871A ISO50-H63-65	65	10.0
56804606RM	HSK63-HBOR63P	11-150	DIN69893A HSK63-H63-67	67	8.3

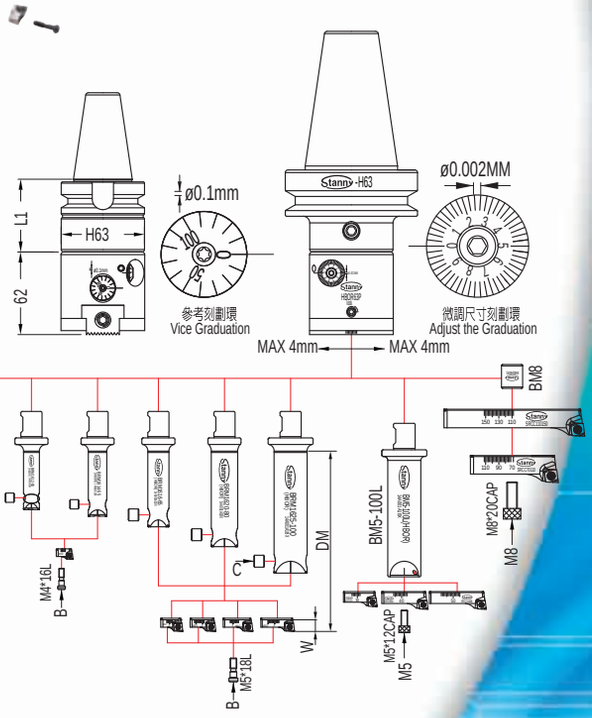

接桿 Shank

訂購編號 Order No	型號 Model	X	深度 DM	C導程螺帽 C-NUT	B螺絲 B-Bolt	板手 Wrench	淨重 N.W
50171004	BRM1610-40	45	41	NUT6	SLCS-M3	T8	0.07
50171205	BRM1612-50	54	51	NUT7	SLCS-M4	T15	0.09
50171405	BRM1614-55	59	56	NUT7	SLCS-M4	T15	0.11
50171606	BRM1616-65	67	66	NUT9	SLCS-M5	T25	0.14
50172008	BRM1620-80	82	81	NUT9	SLCS-M5	T25	0.22
50172510	BRM1625-100	102	101	NUT9	SLCS-M5	T25	0.41
50162510	BM5-100L	96	88+		M5x12	⬡ 4	0.40
50501608	BM8				M8x20	⬡ 6	0.03

搪孔刀座 Cutting Insert Holder

訂購編號 Order No	型號 Model	範圍 D Boring Range φD Min-φD Max	刀座高度 W	接桿 Shank	刀片 Insert	螺絲 Bolt	板手 Wrench	淨重 N.W
50061114	MR11	11-14	6	BRM1610-40	CCGT0301..L	SB-1630TR-M1.6	T6	0.002
50061317	MR13	13-17	7	BRM1612-50 BRM1614-55	CCGT0401..L	SB-2040TR-M2	T6	0.003
50061723	MR17	17-23	9	BRM1616-65 BRM1620-80 BRM1625-100	CCGT0602..L	TS25-M2.5	T8	0.005
50062026	MR20	20-26	9		CCGT0602..L	TS25-M2.5	T8	0.006
50062329	MR23	23-29	9		CCGT0602..L	TS25-M2.5	T8	0.008
50062632	MR26	26-32	9		CCGT0602..L	TS25-M2.5	T8	0.009
50252938CC	SRCC2938	29-38	11	BM5-100L	CCGT0602..L	TS25-M2.5	T8	0.010
50323652CC	SRCC3652	36-52	13	BM5-100L	CCGT0602..L	TS25-M2.5	T8	0.020
50404468CC	SRCC4468	44-68	13	BM5-100L	CCGT0602..L	TS25-M2.5	T8	0.030
50637011CC	SRCC70110	70-110	20	BM8	CCGT09T3..L	TS4-M4	T15	0.100
50637115CC	SRCC7110150	110-150	20	BM8	CCGT09T3..L	TS4-M4	T15	0.210

1121# H·BOR63 極細微調精搪孔系統 Micro-Finishing Cutter Fine Boring System

- 整組 SET φ6~φ150

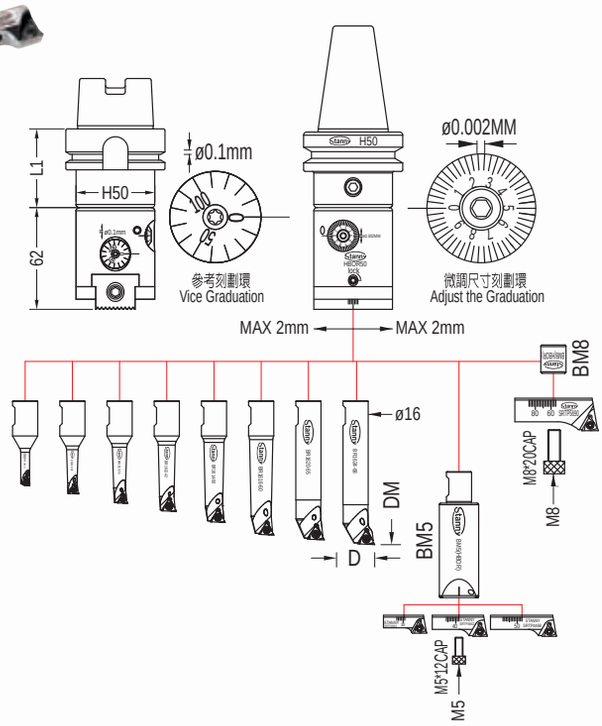

訂購編號 Order No	型號 Model	範圍 D Boring Range φD Min-φD Max	組合系統-主軸柄規格 Taper Shank	L1	淨重 N.W
56900410	NT40-HBOR63	6-150	DIN2080 ISO40-H63-55	55	8.4
56900510	NT50-HBOR63	6-150	DIN2080 ISO50-H63-65	65	10.4
56901410	BT40-HBOR63	6-150	MAS403 BT40-H63-55	55	8.2
56901510	BT50-HBOR63	6-150	MAS403 BT50-H63-65	65	10.8
56901512	BT50-HBOR63	6-150	MAS403 BT50-H63-85	85	11.3
56902410	SK40-HBOR63	6-150	DIN69871A ISO40-H63-60	60	8.3
56902510	SK50-HBOR63	6-150	DIN69871A ISO50-H63-65	65	10.0
56904610	HSK63-HBOR63	6-150	DIN69893A HSK63-H63-67	67	8.2

訂購編號 Order No	型號 Model	範圍 D Boring Range φD Min-φD Max	深度 DM	刀片 Insert	螺絲 Bolt	板手 Wrench	淨重 N.W
50160621	BR1606-21	6-9	21	WBGT0601..L	SB-1STR-M2	T6	0.04
50160828	BR1608-28	8-11	28	TBGT0601..L	SB-1STR-M2	T6	0.04
50161035	BR1610-35	10-13	35	TBGT0601..L	SB-1STR-M2	T6	0.05
50161242	BR1612-42	12-15	42	TPGH0902..L	SB-2TR-M2.5	T8	0.06
50161450	BR1614-50	14-17	50	TPGH0902..L	SB-2TR-M2.5	T8	0.07
50161660	BR1616-60	16-20	60	TPGH0902..L	SB-2TR-M2.5	T8	0.09
50162065	BR1620-65	20-24	65	TPGH1103..L	SB-3TR-M3	T8	0.11
50162468	BR1624-68	24-28	68	TPGH1103..L	SB-3TR-M3	T8	0.12
50162505	BM5		60 + SRTP2938 orSRTP3652 or SRTP4468		M5x12	⬡ 4	0.25
50252938	SRTP2938	29-38	+10	TPGH0902..L	SB-2TR-M2.5	T8	0.01
50323652	SRTP3652	36-52	+12	TPGH0902..L	SB-2TR-M2.5	T8	0.02
50404468	SRTP4468	44-68	+12	TPGH0902..L	SB-2TR-M2.5	T8	0.03
50501608	BM8		+SRTP70110 or SRTP110150		M8x20	⬡ 6	0.03
50637011	SRTP70110	70-110	+20	TPGH1103..L	SB-3TR-M3	T8	0.10
50637115	SRTP110150	110-150	+20	TPGH1103..L	SB-3TR-M3	T8	0.21

1122# H·NBOR63 +BM16D 極細微調精搪孔系統－搪外徑 Micro-Finishing Cutter Fine Boring System – Cutting Outer Diameter

φ0~φ100

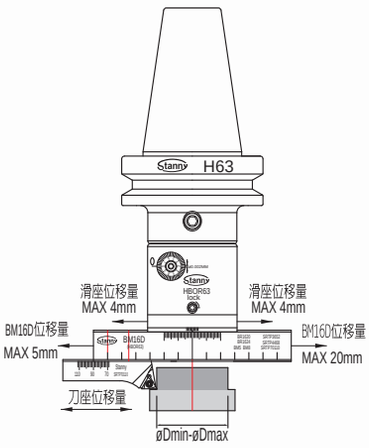

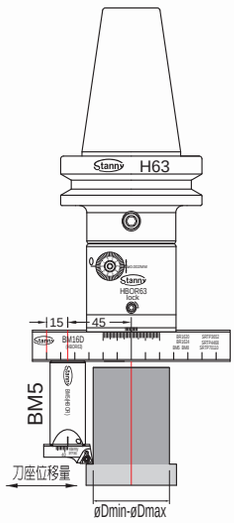

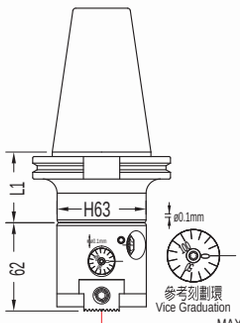

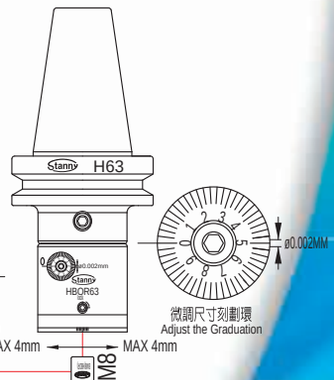

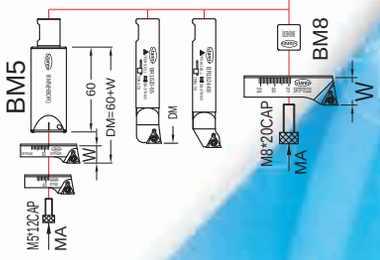

註："反轉" 切削搪外徑

Remark: Reverse Cutting Outer Diameter Boring

訂購編號 Order No	型號 Model	範圍 D Boring Range φD Min-φD Max	深度		MA Bolt	MB Bolt	淨重 N.W
			DM	W			
50630160	BM16D			20	BM8	M8x14	0.46
50323652	SRTP3652	20-102		12	M6x12		0.02
50404468	SRTP4468	4-94			M6x12		0.03
50162505	BM5	+SRTP3652 or +SRTP4468			M5x12		0.25
50323652	+SRTP3652	0-72	72	12			0.02
50404468	+SRTP4468	0-64	72	12			0.03
50162065	BR1620-65	22-88	65				0.11
50162468	BR1624-68	18-84	68				0.12
50637011	SRTP70110	0-68		19	BM8		0.10

1123# H·NBJ16P 小徑精搪孔系統 Small Diameter Boring System

● 整組 SET G2.5 12000rpm φ5~φ11

訂購編號 Order No	型號 Model	範圍 D Boring Range φD Min-φD Max	組合系統-主軸柄規格 Taper Shank	L1	淨重 N.W
16811410CR	BT40-HNBJ16P	5-11	MAS403 BT40-H63-55	55	6.85
16811510CR	BT50-HNBJ16P	5-11	MAS403 BT50-H63-65	65	9.41
16811512CR	BT50-HNBJ16P	5-11	MAS403 BT50-H63-85	85	9.91
16812410CR	SK40-HNBJ16P	5-11	DIN69871A ISO40-H63-60	60	6.89
16812510CR	SK50-HNBJ16P	5-11	DIN69871A ISO50-H63-65	65	8.61
16814610CR	HSK63-HNBJ16P	5-11	DIN69893A HSK63-H63-67	67	6.74

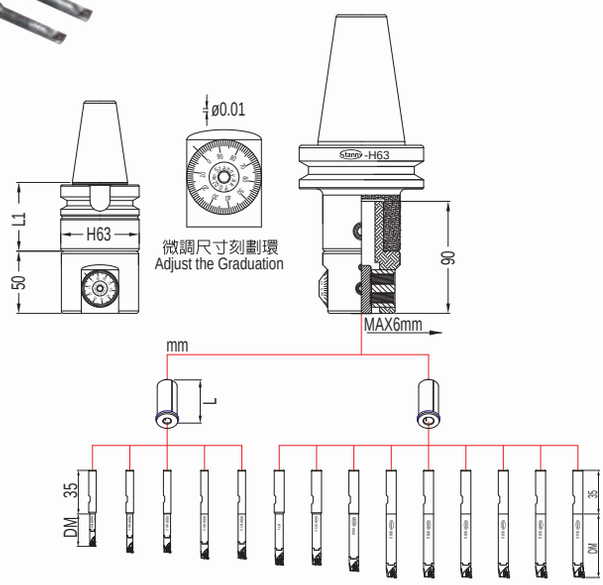

套筒 Sleeve

訂購編號 Order No	型號 Model	內徑 Inner	L	鎢鋼刀桿 Carbide Cutting Bar	淨重 N.W
16081606	C1606	φ6	40	CR06…	0.0542
16081608	C1608	φ8	40	CR08…	0.0484

鎢鋼刀桿 Carbide Cutting Bar

訂購編號 Order No	型號 Model	範圍 D Boring Range φD Min-φD Max	深度 DM	套筒 Sleeve	刀片 Insert	螺絲 Bolt	板手 Wrench	淨重 N.W
5007605026	CR06050-26	5-6	26	C1606	CCGT0301..L	SB-1630TR-M1.6	T6	0.0192
5007605531	CR06055-31	5.5-6.5	31	C1606	CCGT0301..L	SB-1630TR-M1.6	T6	0.0216
5007606031	CR06060-31	6-7	31	C1606	CCGT0301..L	SB-1630TR-M1.6	T6	0.0228
5007606536	CR06065-36	6.5-7.5	36	C1606	CCGT0301..L	SB-1630TR-M1.6	T6	0.0268
5007607036	CR06070-36	7-8	36	C1606	CCGT0401..L	SB-2040TR-M2	T6	0.0268
5009807041	CR08070-41	7-8	41	C1608	CCGT0401..L	SB-2040TR-M2	T6	0.0424
5009807541	CR08075-41	7.5-8.5	41	C1608	CCGT0401..L	SB-2040TR-M2	T6	0.0448
5009808046	CR08080-46	8-9	46	C1608	CCGT0401..L	SB-2040TR-M2	T6	0.0512
5009808551	CR08085-51	8.5-9.5	51	C1608	CCGT0401..L	SB-2040TR-M2	T6	0.0586
5009809051	CR08090-51	9-10	51	C1608	CCGT0401..L	SB-2040TR-M2	T6	0.0586
5009809551	CR08095-51	9.5-10.5	51	C1608	CCGT0401..L	SB-2040TR-M2	T6	0.0590
5009810051	CR08100-51	10-11	51	C1608	CCGT0401..L	SB-2040TR-M2	T6	0.0590
5009810551	CR08105-51	10.5-11.5	51	C1608	CCGT0401..L	SB-2040TR-M2	T6	0.0592
5009811051	CR08110-51	11-12	51	C1608	CCGT0401..L	SB-2040TR-M2	T6	0.0592

1124# H·NBJ16P 小徑精搪孔系統 Small Diameter Boring System

● 整組 SET G2.5 12000rpm φ11~φ32

訂購編號 Order No	型號 Model	範圍 D Boring Range φD Min-φD Max	組合系統-主軸柄規格 Taper Shank	L1	淨重 N.W
16811410	BT40-HNBJ16P	11-32	MAS403 BT40-H63-55	55	7.50
16811510	BT50-HNBJ16P	11-32	MAS403 BT50-H63-65	65	10.10
16811512	BT50-HNBJ16P	11-32	MAS403 BT50-H63-85	85	10.60
16812410	SK40-HNBJ16P	11-32	DIN69871A ISO40-H63-60	60	7.60
16812510	SK50-HNBJ16P	11-32	DIN69871A ISO50-H63-65	65	9.30
16814610	HSK63-HNBJ16P	11-32	DIN69893A HSK63-H63-67	67	7.40

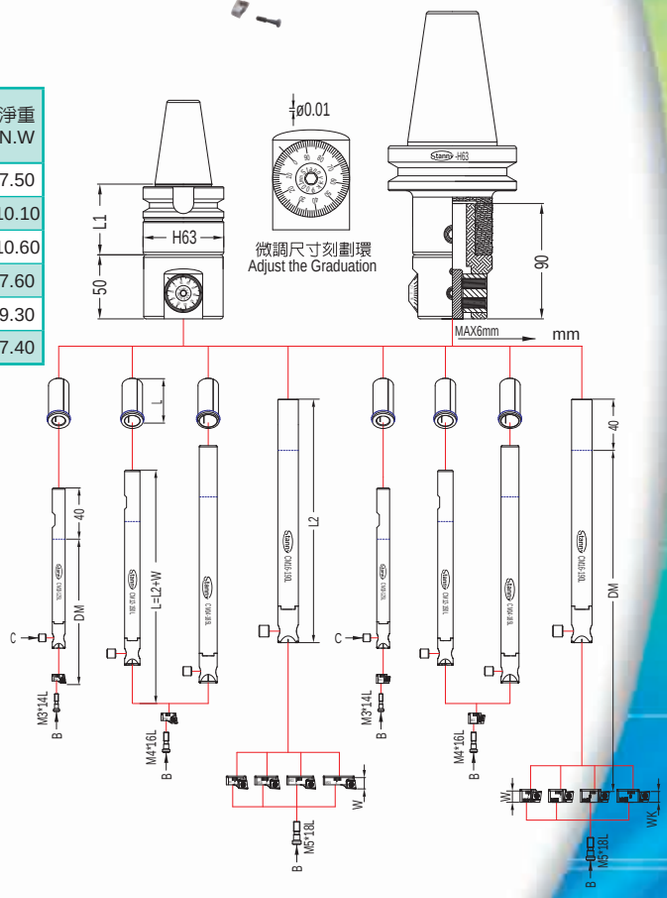

套筒 Sleeve

訂購編號 Order No	型號 Model	內徑 Inner	L	鎢鋼刀桿 Carbide Cutting Bar	淨重 N.W
16081610	C1610	φ10	40	CM10-125L	0.0360
16081612	C1612	φ12	40	CM12-150L	0.0264
16081614	C1614	φ14	40	CM14-185L	0.0142

鎢鋼柄 Carbide Shank

訂購編號 Order No	型號 Model	外徑 Outer	L2	C導程螺帽 C-NUT	B螺絲 B-Bolt	淨重 N.W
50071012	CM10-125L	φ10	125	NUT6	SLCS-M3	0.1282
50071215	CM12-150L	φ12	150	NUT7	SLCS-M4	0.2244
50071418	CM14-185L	φ14	185	NUT7	SLCS-M4	0.3818
50071619	CM16-190L	φ16	190	NUT9	SLCS-M5	0.5006

MR(正搪)和MK(反搪)搪孔刀座
MR and MK (Reverse) Cutting Insert Holder

訂購編號 Order No	型號 Model	範圍 D Boring Range φD Min-φD Max	刀座高度		深度 DM	L	鎢鋼柄 Carbide Shank	套筒 Sleeve	刀片 Insert	螺絲 Bolt	板手 Wrench	淨重 N.W
			W	WK								
50061114	MR11	11-14	6		72	131	CM10-125L	C1610	CCGT0301..L	SB-1630TR-M1.6	T6	0.002
50061317	MR13	13-17	7		86	157 192	CM12-150L CM14-185L	C1612 C1614	CCGT0401..L	SB-2040TR-M2	T6	0.003
50061723	MR17	17-23	9		124	199	CM16-190L		CCGT0602..L	TS25-M2.5	T8	0.005
50062026	MR20	20-26	9		124	199	CM16-190L		CCGT0602..L	TS25-M2.5	T8	0.006
50062329	MR23	23-29	9		124	199	CM16-190L		CCGT0602..L	TS25-M2.5	T8	0.008
50062632	MR26	26-32	9		124	199	CM16-190L		CCGT0602..L	TS25-M2.5	T8	0.009
50051114	MK11	11-14	7	6	59	132	CM10-125L	C1610	CCGT0301..L	SB-1630TR-M1.6	T6	0.002
50051317	MK13	13-17	8	7	72	158 193	CM12-150L CM14-185L	C1612 C1614	CCGT0401..L	SB-2040TR-M2	T6	0.003
50051723	MK17	17-23	10	9	115	200	CM16-190L		CCGT0602..L	TS25-M2.5	T8	0.005
50052026	MK20	20-26	10	9	115	200	CM16-190L		CCGT0602..L	TS25-M2.5	T8	0.007
50052329	MK23	23-29	10	9	115	200	CM16-190L		CCGT0602..L	TS25-M2.5	T8	0.009
50052632	MK26	26-32	10	9	115	200	CM16-190L		CCGT0602..L	TS25-M2.5	T8	0.011

1125# H·NBJ16P 小徑精搪孔系統－菱形 Small Diameter for Boring System

● 整組 SET G2.5 12000rpm φ11~φ68

訂購編號 Order No	型號 Model	範圍 D Boring Range φD Min-φD Max	組合系統-主軸柄規格 Taper Shank	L1	淨重 N.W
16811410JM	BT40-HNBJ16P	11-68	MAS403 BT40-H63-55	55	8.50
16811510JM	BT50-HNBJ16P	11-68	MAS403 BT50-H63-65	65	11.05
16811512JM	BT50-HNBJ16P	11-68	MAS403 BT50-H63-85	85	11.55
16812410JM	SK40-HNBJ16P	11-68	DIN69871A ISO40-H63-60	60	8.53
16812510JM	SK50-HNBJ16P	11-68	DIN69871A ISO50-H63-65	65	10.25
16814610JM	HSK63-HNBJ16P	11-68	DIN69893A HSK63-H63-67	67	8.38

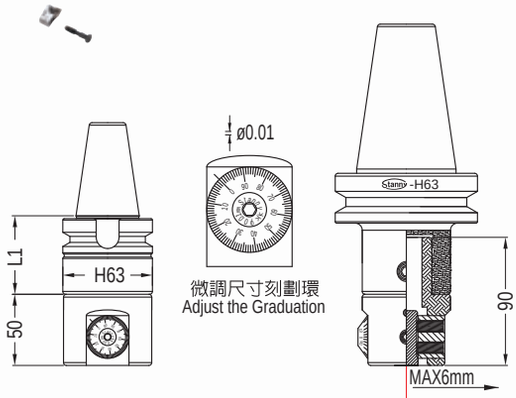

接桿 Shank

訂購編號 Order No	型號 Model	X	深度 DM	C導程螺帽 C-NUT	B螺絲 B-Bolt	板手 Wrench	淨重 N.W
16171004	BJM1610-40	45	41	NUT6	SLCS-M3	T8	0.12
16171205	BJM1612-50	54	51	NUT7	SLCS-M4	T15	0.14
16171405	BJM1614-55	59	56	NUT7	SLCS-M4	T15	0.16
16171606	BJM1616-65	67	66	NUT9	SLCS-M5	T25	0.19
16172008	BJM1620-80	82	81	NUT9	SLCS-M5	T25	0.27
16172510	BJM1625-100	102	101	NUT9	SLCS-M5	T25	0.46
16025040	BM1625-40	36	40		M5x12	⬡4	0.20
16025063	BM1625-63	60	63		M5x12	⬡4	0.29
16025100	BM1625-100	96	100		M5x12	⬡4	0.43

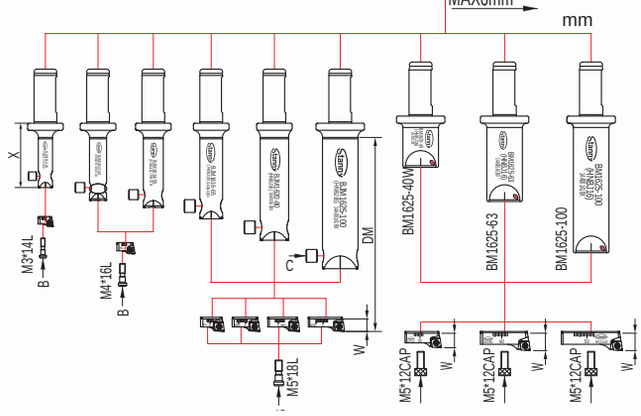

搪孔刀座 Cutting Insert Holder

訂購編號 Order No	型號 Model	範圍 D Boring Range φD Min-φD Max	刀座高度 W	接桿 Shank	刀片 Insert	螺絲 Bolt	板手 Wrench	淨重 N.W
50061114	MR11	11-14	6	BJM1610-40	CCGT0301..L	SB-1630TR-M1.6	T6	0.002
50061317	MR13	13-17	7	BJM1612-50 BJM1614-55	CCGT0401..L	SB-2040TR-M2	T6	0.003
50061723	MR17	17-23	9	BJM1616-65 BJM1620-80 BJM1625-100	CCGT0602..L	TS25-M2.5	T8	0.005
50062026	MR20	20-26	9		CCGT0602..L	TS25-M2.5	T8	0.006
50062329	MR23	23-29	9		CCGT0602..L	TS25-M2.5	T8	0.008
50062632	MR26	26-32	9		CCGT0602..L	TS25-M2.5	T8	0.009
50252938CC	SRCC2938	29-38	11	BM1625-40 BM1625-63 BM1625-100	CCGT0602..L	TS25-M2.5	T8	0.010
50323652CC	SRCC3652	36-52	13		CCGT0602..L	TS25-M2.5	T8	0.020
50404468CC	SRCC4468	44-68	13		CCGT0602..L	TS25-M2.5	T8	0.030

1126# H·NBJ16 小徑精搪孔系統 Small Diameter Boring System

● 整組 SET φ6~φ51

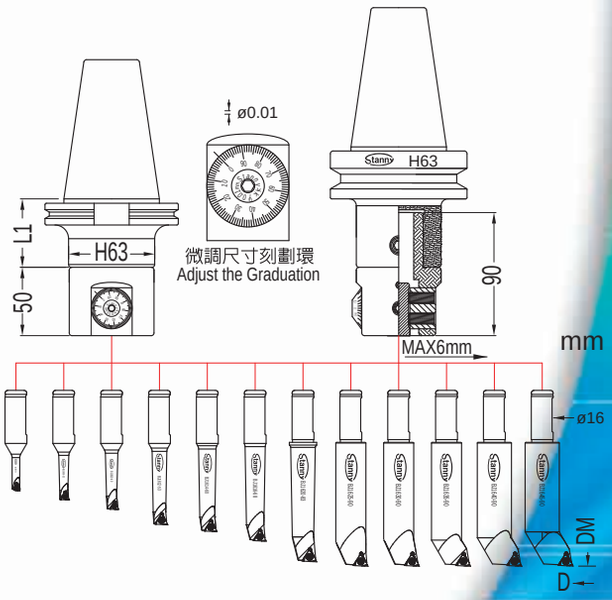

訂購編號 Order No	型號 Model	範圍 D Boring Range φD Min-φD Max	組合系統-主軸柄規格 Taper Shank	L1	淨重 N.W
16910410	NT40-HNBJ16	6-51	DIN2080 ISO40-H63-55	55	9.3
16910510	NT50-HNBJ16	6-51	DIN2080 ISO50-H63-65	65	11.2
16911410	BT40-HNBJ16	6-51	MAS403 BT40-H63-55	55	9.1
16911510	BT50-HNBJ16	6-51	MAS403 BT50-H63-65	65	11.7
16911512	BT50-HNBJ16	6-51	MAS403 BT50-H63-85	85	12.2
16912410	SK40-HNBJ16	6-51	DIN69871A ISO40-H63-60	60	9.1
16912510	SK50-HNBJ16	6-51	DIN69871A ISO50-H63-65	65	10.9
16914610	HSK63-HNBJ16	6-51	DIN69893A HSK63-H63-67	67	9.0

訂購編號 Order No	型號 Model	範圍 D Boring Range φD Min-φD Max	深度 DM	刀片 Insert	螺絲 Bolt	板手 Wrench	淨重 N.W
16010624	BJ1606-24	6-9	24	WBGT0601..L	SB-1STR-M2	T6	0.08
16010832	BJ1608-32	8-11	32	TBGT0601..L	SB-1STR-M2	T6	0.08
16011040	BJ1610-40	10-13	40	TBGT0601..L	SB-1STR-M2	T6	0.08
16011253	BJ1612-53	12-15	53	TPGH0902..L	SB-2TR-M2.5	T8	0.10
16011460	BJ1614-60	14-17	60	TPGH0902..L	SB-2TR-M2.5	T8	0.10
16011668	BJ1616-68	16-21	68	TPGH0902..L	SB-2TR-M2.5	T8	0.12
16012083	BJ1620-83	20-26	83	TPGH1103..L	SB-3TR-M3	T8	0.20
16012590	BJ1625-90	25-31	90	TPGH1103..L	SB-3TR-M3	T8	0.30
16013090	BJ1630-90	30-36	90	TPGH1103..L	SB-3TR-M3	T8	0.32
16013590	BJ1635-90	35-41	90	TPGH1103..L	SB-3TR-M3	T8	0.32
16014090	BJ1640-90	40-46	90	TPGH1103..L	SB-3TR-M3	T8	0.38
16014590	BJ1645-90	45-51	90	TPGH1103..L	SB-3TR-M3	T8	0.38

1127# B·BIT72 大孔徑雙刃粗搪孔刀組合系統 - AB type Large Diameter Adjustable Twin Cutter Roughing and Semi-Finishing Boring System

- 搪孔刀柄、接盤、變徑滑座、大孔徑粗搪孔刀本體、粗搪孔刀座
- Taper Shank, Adapter, Plate, Large Diameter Body and Cutting Insert Holder



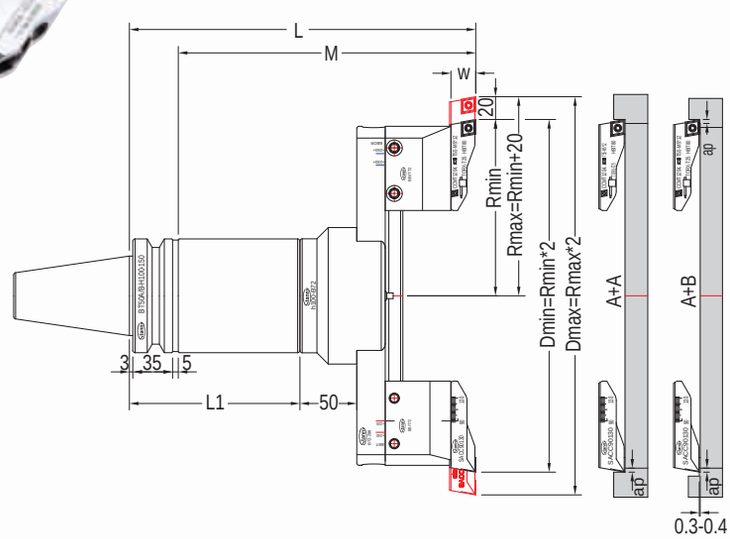

整支 SET
MAS403 BT和 B·BIT72 大孔徑雙刃粗搪孔刀(AB type)
MAS403 BT and B·BIT72 Large Diameter Adjustable Twin Cutter Roughing and Semi-finishing Boring System

訂購編號 Order No	型號 Model	範圍 D Boring Range φD Min- φD Max		M	L	大孔徑粗搪孔組合系統 Large Diameter Adjustable Twin Cutter Boring System					淨重 N.W.
						搪孔刀柄 Taper Shank	接盤 Adapter	變徑滑座 Plate	大孔徑粗搪孔刀本體 Boring Head	粗搪孔刀座 Cutting Insert Holder	
83101520AB	BT50-BBIT72-202	AB	160-220	202	245	BT50-H100-100	h100-B72	B72-148	BBIT72	SACC90130 SBCC90130	16.13
83201520AB	BT50-BBIT72-202	AB	210-270	202	245	BT50-H100-100	h100-B72	B72-198			16.98
83301520AB	BT50-BBIT72-202	AB	260-320	202	245	BT50-H100-100	h100-B72	B72-248			17.78
83401520AB	BT50-BBIT72-202	AB	310-370	202	245	BT50-H100-100	h100-B72	B72-298			18.58
83501520AB	BT50-BBIT72-202	AB	360-420	202	245	BT50-H100-100	h100-B72	B72-348			19.38
83601520AB	BT50-BBIT72-202	AB	410-470	202	245	BT50-H100-100	h100-B72	B72-398			20.18
83111520AB	BT50-BBIT72-202	AB	200-260	202	245	BT50-H100-100	h100-B72	B72-148	BBIT72	SACC130170 SBCC130170	16.25
83211520AB	BT50-BBIT72-202	AB	250-310	202	245	BT50-H100-100	h100-B72	B72-198			17.10
83311520AB	BT50-BBIT72-202	AB	300-360	202	245	BT50-H100-100	h100-B72	B72-248			17.90
83411520AB	BT50-BBIT72-202	AB	350-410	202	245	BT50-H100-100	h100-B72	B72-298			18.70
83511520AB	BT50-BBIT72-202	AB	400-460	202	245	BT50-H100-100	h100-B72	B72-348			19.50
83611520AB	BT50-BBIT72-202	AB	450-510	202	245	BT50-H100-100	h100-B72	B72-398			20.30
83101525AB	BT50-BBIT72-252	AB	160-220	252	295	BT50-H100-150	h100-B72	B72-148	BBIT72	SACC90130 SBCC90130	18.78
83201525AB	BT50-BBIT72-252	AB	210-270	252	295	BT50-H100-150	h100-B72	B72-198			19.63
83301525AB	BT50-BBIT72-252	AB	260-320	252	295	BT50-H100-150	h100-B72	B72-248			20.43
83401525AB	BT50-BBIT72-252	AB	310-370	252	295	BT50-H100-150	h100-B72	B72-298			21.23
83501525AB	BT50-BBIT72-252	AB	360-420	252	295	BT50-H100-150	h100-B72	B72-348			22.03
83601525AB	BT50-BBIT72-252	AB	410-470	252	295	BT50-H100-150	h100-B72	B72-398			22.83
83111525AB	BT50-BBIT72-252	AB	200-260	252	295	BT50-H100-150	h100-B72	B72-148	BBIT72	SACC130170 SBCC130170	18.90
83211525AB	BT50-BBIT72-252	AB	250-310	252	295	BT50-H100-150	h100-B72	B72-198			19.75
83311525AB	BT50-BBIT72-252	AB	300-360	252	295	BT50-H100-150	h100-B72	B72-248			20.55
83411525AB	BT50-BBIT72-252	AB	350-410	252	295	BT50-H100-150	h100-B72	B72-298			21.35
83511525AB	BT50-BBIT72-252	AB	400-460	252	295	BT50-H100-150	h100-B72	B72-348			22.15
83611525AB	BT50-BBIT72-252	AB	450-510	252	295	BT50-H100-150	h100-B72	B72-398			22.95
83101530AB	BT50-BBIT72-302	AB	160-220	302	345	BT50-H100-200	h100-B72	B72-148	BBIT72	SACC90130 SBCC90130	21.73
83201530AB	BT50-BBIT72-302	AB	210-270	302	345	BT50-H100-200	h100-B72	B72-198			22.58
83301530AB	BT50-BBIT72-302	AB	260-320	302	345	BT50-H100-200	h100-B72	B72-248			23.38
83401530AB	BT50-BBIT72-302	AB	310-370	302	345	BT50-H100-200	h100-B72	B72-298			24.18
83501530AB	BT50-BBIT72-302	AB	360-420	302	345	BT50-H100-200	h100-B72	B72-348			24.98
83601530AB	BT50-BBIT72-302	AB	410-470	302	345	BT50-H100-200	h100-B72	B72-398			25.78

"續下頁"

1128# B·BIT72 大孔徑雙刃粗搪孔刀組合系統 - AB type Large Diameter Adjustable Twin Cutter Roughing and Semi-Finishing Boring System

訂購編號 Order No	型號 Model	範圍 D Boring Range φD Min- φD Max		M	L	大孔徑粗搪孔組合系統 Large Diameter Adjustable Twin Cutter Boring System					淨重 N.W.
						搪孔刀柄 Taper Shank	接盤 Adapter	變徑滑座 Plate	大孔徑粗搪孔刀本體 Boring Head	粗搪孔刀座 Cutting Insert Holder	
83111530AB	BT50-BBIT72-302	AB	200-260	302	345	BT50-H100-200	h100-B72	B72-148	BBIT72	SACC130170 SBCC130170	21.85
83211530AB	BT50-BBIT72-302	AB	250-310	302	345	BT50-H100-200	h100-B72	B72-198			22.70
83311530AB	BT50-BBIT72-302	AB	300-360	302	345	BT50-H100-200	h100-B72	B72-248			23.50
83411530AB	BT50-BBIT72-302	AB	350-410	302	345	BT50-H100-200	h100-B72	B72-298			24.30
83511530AB	BT50-BBIT72-302	AB	400-460	302	345	BT50-H100-200	h100-B72	B72-348	BBIT72	SACC130170 SBCC130170	25.10
83611530AB	BT50-BBIT72-302	AB	450-510	302	345	BT50-H100-200	h100-B72	B72-398			25.90
83101535AB	BT50-BBIT72-352	AB	160-220	352	395	BT50-H100-250	h100-B72	B72-148	BBIT72	SACC90130 SBCC90130	24.68
83201535AB	BT50-BBIT72-352	AB	210-270	352	395	BT50-H100-250	h100-B72	B72-198			25.53
83301535AB	BT50-BBIT72-352	AB	260-320	352	395	BT50-H100-250	h100-B72	B72-248			26.33
83401535AB	BT50-BBIT72-352	AB	310-370	352	395	BT50-H100-250	h100-B72	B72-298			27.13
83501535AB	BT50-BBIT72-352	AB	360-420	352	395	BT50-H100-250	h100-B72	B72-348			27.93
83601535AB	BT50-BBIT72-352	AB	410-470	352	395	BT50-H100-250	h100-B72	B72-398			28.73
83111535AB	BT50-BBIT72-352	AB	200-260	352	395	BT50-H100-250	h100-B72	B72-148	BBIT72	SACC130170 SBCC130170	24.80
83211535AB	BT50-BBIT72-352	AB	250-310	352	395	BT50-H100-250	h100-B72	B72-198			25.65
83311535AB	BT50-BBIT72-352	AB	300-360	352	395	BT50-H100-250	h100-B72	B72-248			26.45
83411535AB	BT50-BBIT72-352	AB	350-410	352	395	BT50-H100-250	h100-B72	B72-298			27.25
83511535AB	BT50-BBIT72-352	AB	400-460	352	395	BT50-H100-250	h100-B72	B72-348			28.05
83611535AB	BT50-BBIT72-352	AB	450-510	352	395	BT50-H100-250	h100-B72	B72-398			28.85

1129# B·BOR72 大孔徑微調精搪孔刀組合系統 Large Diameter Finishing Cutter Fine Boring System

- 搪孔刀柄、接盤、變徑滑座、大孔徑精搪孔刀本體、平衡座、精搪孔刀座
- Taper Shank, Adapter, Plate, Large Diameter Body, Balance Holder and Cutting Insert Holder

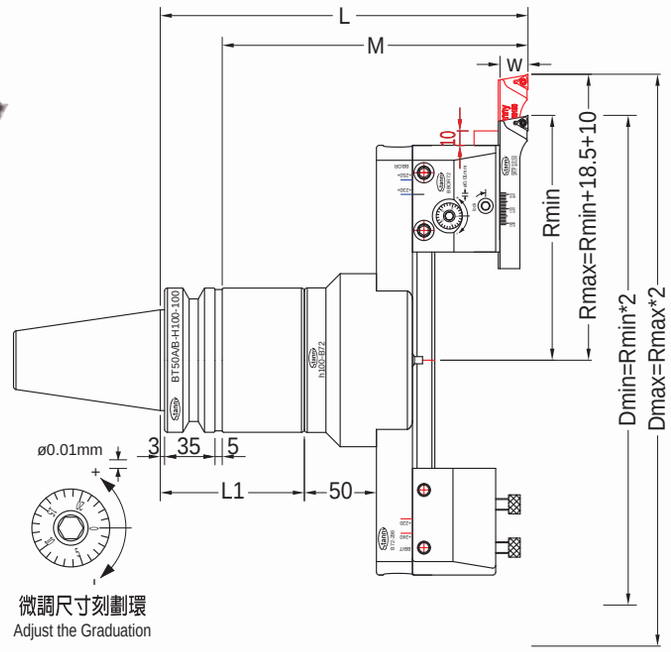

整支 SET
MAS403 BT和 B˙BOR72 大孔徑微調精搪孔刀
MAS403 BT and B˙BOR72 Large Diameter Finishing Cutter Fine Boring System

訂購編號 Order No	型號 Model	範圍 D Boring Range φD Min- φD Max		M	L	大孔徑粗搪孔組合系統 Large Diameter Adjustable Twin Cutter Boring System					淨重 N.W.
						搪孔刀柄 Taper Shank	接盤 Adapter	變徑滑座 Plate	大孔徑粗搪孔刀本體 Boring Head	粗搪孔刀座 Cutting Insert Holder	
85101520	BT50-BBOR72-202	M	150-227	202	245	BT50-H100-100	h100-B72	B72-148	BBOR72 B72W	SRTP70110	16.24
85201520	BT50-BBOR72-202	M	200-277	202	245	BT50-H100-100	h100-B72	B72-198			17.09
85301520	BT50-BBOR72-202	M	250-327	202	245	BT50-H100-100	h100-B72	B72-248			17.89
85401520	BT50-BBOR72-202	M	300-377	202	245	BT50-H100-100	h100-B72	B72-298			18.69
85501520	BT50-BBOR72-202	M	350-427	202	245	BT50-H100-100	h100-B72	B72-348			19.49
85601520	BT50-BBOR72-202	M	400-477	202	245	BT50-H100-100	h100-B72	B72-398			20.29
85111520	BT50-BBOR72-202	M	190-267	202	245	BT50-H100-100	h100-B72	B72-148	BBOR72 B72W	SRTP110150	16.35
85211520	BT50-BBOR72-202	M	240-317	202	245	BT50-H100-100	h100-B72	B72-198			17.20
85311520	BT50-BBOR72-202	M	290-367	202	245	BT50-H100-100	h100-B72	B72-248			18.00
85411520	BT50-BBOR72-202	M	340-417	202	245	BT50-H100-100	h100-B72	B72-298			18.80
85511520	BT50-BBOR72-202	M	390-467	202	245	BT50-H100-100	h100-B72	B72-348			19.60
85611520	BT50-BBOR72-202	M	440-517	202	245	BT50-H100-100	h100-B72	B72-398			20.40
85101525	BT50-BBOR72-252	M	150-227	252	295	BT50-H100-150	h100-B72	B72-148	BBOR72 B72W	SRTP70110	18.89
85201525	BT50-BBOR72-252	M	200-277	252	295	BT50-H100-150	h100-B72	B72-198			19.74
85301525	BT50-BBOR72-252	M	250-327	252	295	BT50-H100-150	h100-B72	B72-248			20.54
85401525	BT50-BBOR72-252	M	300-377	252	295	BT50-H100-150	h100-B72	B72-298			21.34
85501525	BT50-BBOR72-252	M	350-427	252	295	BT50-H100-150	h100-B72	B72-348			22.14
85601525	BT50-BBOR72-252	M	400-477	252	295	BT50-H100-150	h100-B72	B72-398			22.94
85111525	BT50-BBOR72-252	M	190-267	252	295	BT50-H100-150	h100-B72	B72-148	BBOR72 B72W	SRTP110150	19.00
85211525	BT50-BBOR72-252	M	240-317	252	295	BT50-H100-150	h100-B72	B72-198			19.85
85311525	BT50-BBOR72-252	M	290-367	252	295	BT50-H100-150	h100-B72	B72-248			20.65
85411525	BT50-BBOR72-252	M	340-417	252	295	BT50-H100-150	h100-B72	B72-298			21.45
85511525	BT50-BBOR72-252	M	390-467	252	295	BT50-H100-150	h100-B72	B72-348			22.25
85611525	BT50-BBOR72-252	M	440-517	252	295	BT50-H100-150	h100-B72	B72-398			23.05
85101530	BT50-BBOR72-302	M	150-227	302	345	BT50-H100-200	h100-B72	B72-148	BBOR72 B72W	SRTP70110	21.84
85201530	BT50-BBOR72-302	M	200-277	302	345	BT50-H100-200	h100-B72	B72-198			22.69
85301530	BT50-BBOR72-302	M	250-327	302	345	BT50-H100-200	h100-B72	B72-248			23.49
85401530	BT50-BBOR72-302	M	300-377	302	345	BT50-H100-200	h100-B72	B72-298			24.29
85501530	BT50-BBOR72-302	M	350-427	302	345	BT50-H100-200	h100-B72	B72-348			25.09
85601530	BT50-BBOR72-302	M	400-477	302	345	BT50-H100-200	h100-B72	B72-398			25.89

"續下頁"

1129# B·BOR72 大孔徑微調精搪孔刀組合系統 Large Diameter Finishing Cutter Fine Boring System

訂購編號 Order No	型號 Model	範圍 D Boring Range φD Min-φD Max		M	L	大孔徑粗搪孔組合系統 Large Diameter Adjustable Twin Cutter Boring System					淨重 N.W.
						搪孔刀柄 Taper Shank	接盤 Adapter	變徑滑座 Plate	大孔徑粗搪孔刀本體 Boring Head	粗搪孔刀座 Cutting Insert Holder	
85111530	BT50-BBOR72-302	M	190-267	302	345	BT50-H100-200	h100-B72	B72-148	BBOR72 B72W	SRTP110150	21.95
85211530	BT50-BBOR72-302	M	240-317	302	345	BT50-H100-200	h100-B72	B72-198			22.80
85311530	BT50-BBOR72-302	M	290-367	302	345	BT50-H100-200	h100-B72	B72-248			23.60
85411530	BT50-BBOR72-302	M	340-417	302	345	BT50-H100-200	h100-B72	B72-298			24.40
85511530	BT50-BBOR72-302	M	390-467	302	345	BT50-H100-200	h100-B72	B72-348			25.20
85611530	BT50-BBOR72-302	M	440-517	302	345	BT50-H100-200	h100-B72	B72-398			26.00
85101535	BT50-BBOR72-352	M	150-227	352	395	BT50-H100-250	h100-B72	B72-148	BBOR72 B72W	SRTP70110	24.79
85201535	BT50-BBOR72-352	M	200-277	352	395	BT50-H100-250	h100-B72	B72-198			25.64
85301535	BT50-BBOR72-352	M	250-327	352	395	BT50-H100-250	h100-B72	B72-248			26.44
85401535	BT50-BBOR72-352	M	300-377	352	395	BT50-H100-250	h100-B72	B72-298			27.24
85501535	BT50-BBOR72-352	M	350-427	352	395	BT50-H100-250	h100-B72	B72-348			28.04
85601535	BT50-BBOR72-352	M	400-477	352	395	BT50-H100-250	h100-B72	B72-398			28.84
85111535	BT50-BBOR72-352	M	190-267	352	395	BT50-H100-250	h100-B72	B72-148	BBOR72 B72W	SRTP110150	24.90
85211535	BT50-BBOR72-352	M	240-317	352	395	BT50-H100-250	h100-B72	B72-198			25.75
85311535	BT50-BBOR72-352	M	290-367	352	395	BT50-H100-250	h100-B72	B72-248			26.55
85411535	BT50-BBOR72-352	M	340-417	352	395	BT50-H100-250	h100-B72	B72-298			27.35
85511535	BT50-BBOR72-352	M	390-467	352	395	BT50-H100-250	h100-B72	B72-348			28.15
85611535	BT50-BBOR72-352	M	440-517	352	395	BT50-H100-250	h100-B72	B72-398			28.95

1131# AL-B·BIT72 大孔徑雙刃粗搪孔刀組合系統 — AB type Large Diameter Adjustable Twin Cutter Roughing and Semi-Finishing Boring System

- 搪孔刀柄、接盤、鋁製滑座、大孔徑粗搪孔刀本體、粗搪孔刀座
- Taper Shank, Adapter, Aluminium Plate, Large Diameter Body and Cutting Insert Holder

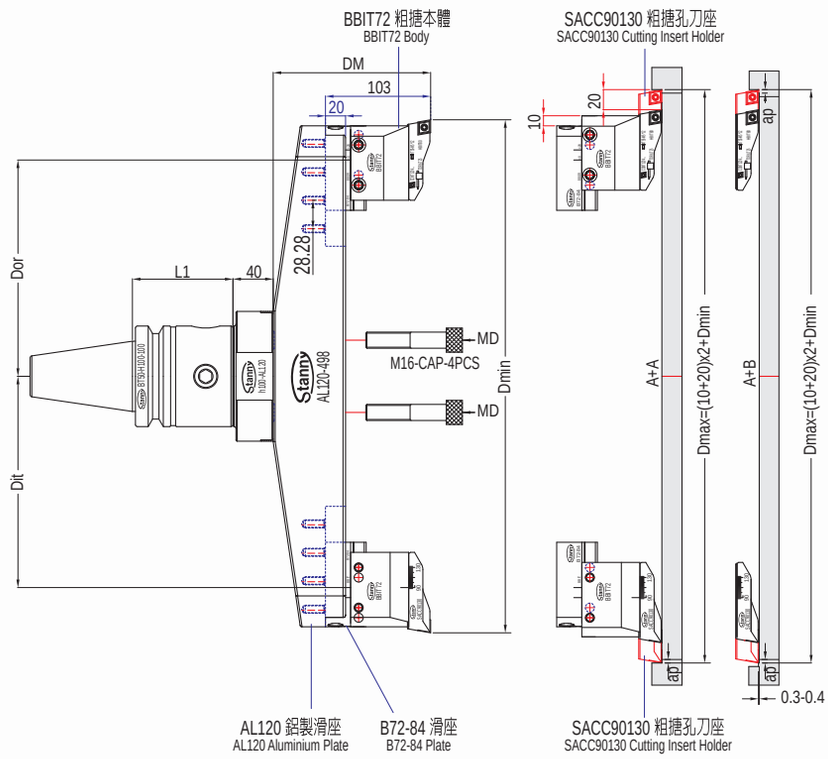

訂購編號 Order No	型號 Model	範圍 D Boring Range ϕD Min-ϕD Max	深度 DM	大孔徑粗搪孔組合系統 Large Diameter Adjustable Twin Cutter Boring System					淨重 N.W.
				搪孔刀柄 Taper Shank	鋁製滑座 Aluminium Plate	滑座 Plate	大孔徑粗搪孔刀本體 Boring Head	粗搪孔刀座 Cutting Insert Holder	
93310000AB	AL-BBIT72 AB	410-470	150	BT50-H100 (P.19) + h100-AL120 (P.87) BT50-AL120 (P.92)	AL120-398	B72-84	BBIT72	SACC90130 SBCC90130	12.00
93410000AB	AL-BBIT72 AB	510-570	155		AL120-498				14.40
93510000AB	AL-BBIT72 AB	610-670	160		AL120-598				16.91
93610000AB	AL-BBIT72 AB	710-770	165		AL120-698				19.41
93710000AB	AL-BBIT72 AB	810-870	170		AL120-798				22.51
93810000AB	AL-BBIT72 AB	910-970	175		AL120-898				25.56
93910000AB	AL-BBIT72 AB	1010-1070	180		AL120-998				28.72
93320000AB	AL-BBIT72 AB	450-510	150		AL120-398	B72-84	BBIT72	SACC130170 SBCC130170	12.12
93420000AB	AL-BBIT72 AB	550-610	155		AL120-498				14.52
93520000AB	AL-BBIT72 AB	650-710	160		AL120-598				17.03
93620000AB	AL-BBIT72 AB	750-810	165		AL120-698				19.53
93720000AB	AL-BBIT72 AB	850-910	170		AL120-798				22.63
93820000AB	AL-BBIT72 AB	950-1010	175		AL120-898				25.68
93920000AB	AL-BBIT72 AB	1050-1110	180		AL120-998				28.84

1132# AL-B·BOR72 大孔徑微調精搪孔刀組合系統 Large Diameter Finishing Cutter Fine Boring System

- 搪孔刀柄、接盤、鋁製滑座、大孔徑精搪孔刀本體、精搪孔刀座、平衡座
- Taper Shank, Adapter, Aluminium Plate, Large Diameter Body Balance Holder and Cutting Insert Holder

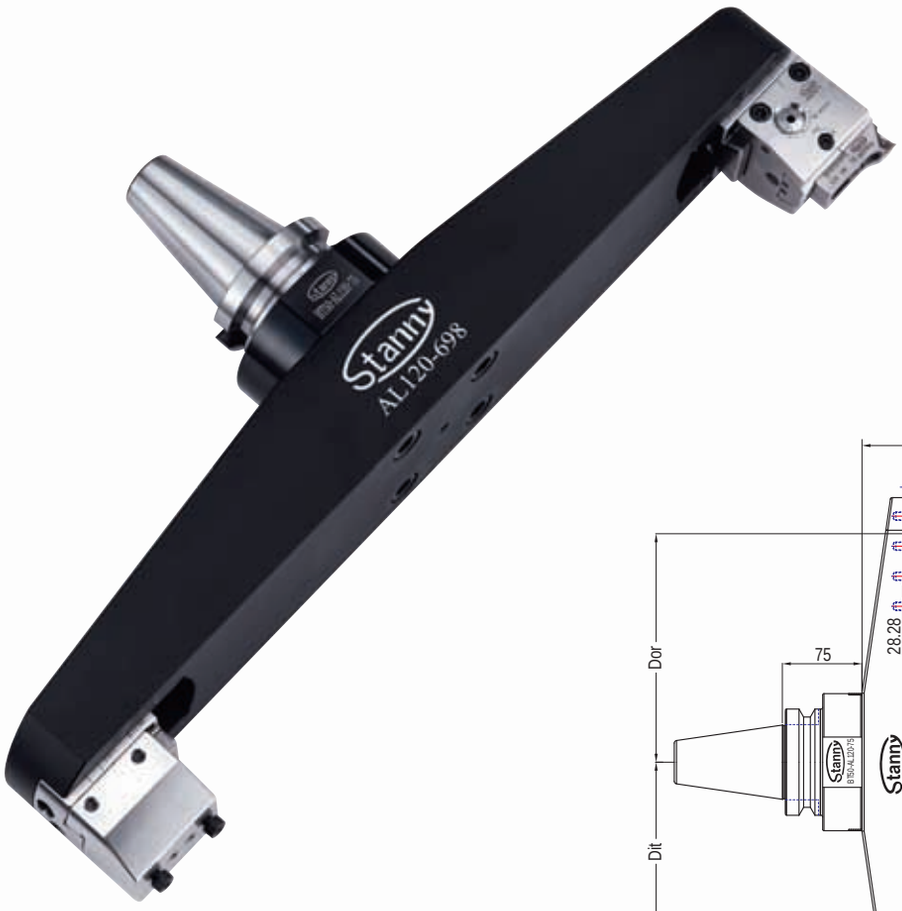

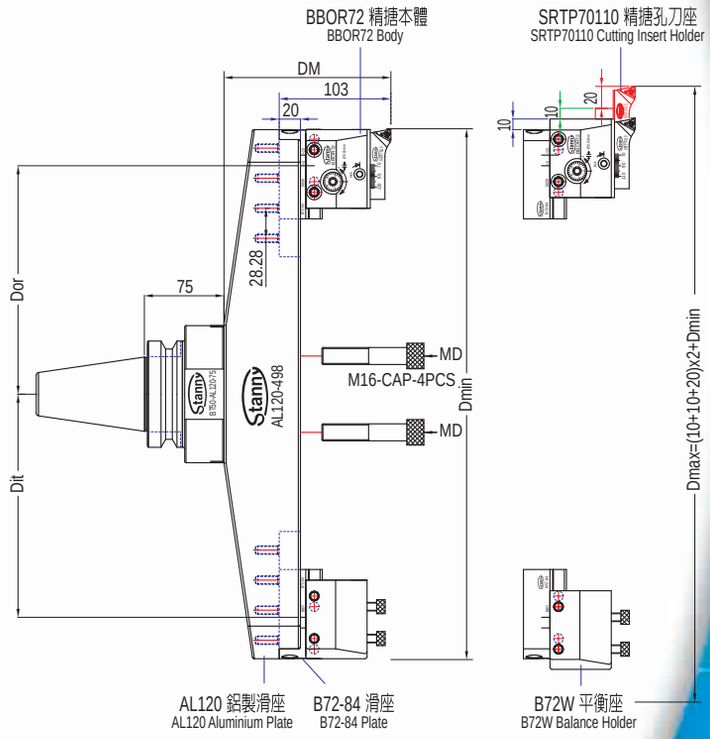

訂購編號 Order No	型號 Model	範圍 D Boring Range φD Min-φD Max	深度 DM	大孔徑粗搪孔組合系統 Large Diameter Adjustable Twin Cutter Boring System					淨重 N.W.
				搪孔刀柄 Taper Shank	鋁製滑座 Aluminium Plate	滑座 Plate	大孔徑粗搪孔刀本體 Boring Head	粗搪孔刀座 Cutting Insert Holder	
95310000	AL-BBOR72 M	400-480	150	BT50-H100 (P.19) + h100-AL120 (P.87) BT50-AL120 (P.92)	AL120-398	B72-84	BBOR72 B72W	SRTP70110	12.36
95410000	AL-BBOR72 M	500-580	155		AL120-498				14.76
95510000	AL-BBOR72 M	600-680	160		AL120-598				17.27
95610000	AL-BBOR72 M	700-780	165		AL120-698				19.77
95710000	AL-BBOR72 M	800-880	170		AL120-798				22.87
95810000	AL-BBOR72 M	900-980	175		AL120-898				25.92
95910000	AL-BBOR72 M	1000-1080	180		AL120-998				29.08
95320000	AL-BBOR72 M	440-520	150		AL120-398	B72-84	BBOR72 B72W	SRTP110150	12.47
95420000	AL-BBOR72 M	540-620	155		AL120-498				14.87
95520000	AL-BBOR72 M	640-720	160		AL120-598				17.38
95620000	AL-BBOR72 M	740-820	165		AL120-698				19.88
95720000	AL-BBOR72 M	840-920	170		AL120-798				22.98
95820000	AL-BBOR72 M	940-1020	175		AL120-898				26.03
95920000	AL-BBOR72 M	1040-1120	180		AL120-998				29.19

1133# NBH2084 微調精搪孔 Boring System

- 整組 SET φ8~φ280

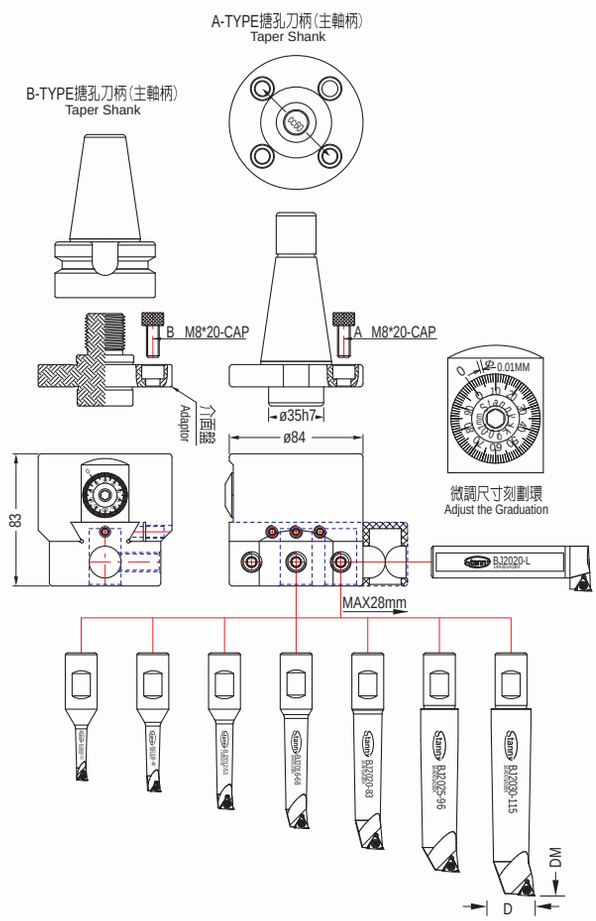

訂購編號 Order No	型號 Model	範圍 D Boring Range φD Min-φD Max	組合系統-主軸柄規格 Taper Shank	淨重 N.W
20908808	R8-NBH2084	8-280	R8-UNF7/16-20-NBH2084	10
20900308	NT30-NBH2084	8-280	DIN2080 ISO30-NBH2084	9.8
20900408	NT40-NBH2084	8-280	DIN2080 ISO40-NBH2084	10.3
20900510	NT50-NBH2084	8-280	DIN2080 ISO50-NBH2084	12.6
20906408	MT4-NBH2084	8-280	DIN228A MT4-NBH2084	10.3
20906508	MT5-NBH2084	8-280	DIN228A MT5-NBH2084	11.1
20901410	BT40-NBH2084	8-280	MAS403 BT40-NBH2084	10.8
20901510	BT50-NBH2084	8-280	MAS403 BT50-NBH2084	13.5
20902410	SK40-NBH2084	8-280	DIN69871A ISO40-NBH2084	10.7
20902510	SK50-NBH2084	8-280	DIN69871A ISO50-NBH2084	13

訂購編號 Order No	型號 Model	範圍 D Boring Range φD Min-φD Max	深度 DM	刀片 Insert	螺絲 Bolt	板手 Wrench	淨重 N.W
20010832	BJ2008-32	8-11	32	TBGT0601..L	SB-1STR-M2	T6	0.12
20011040	BJ2010-40	10-13	40	TBGT0601..L	SB-1STR-M2	T6	0.12
20011253	BJ2012-53	12-17	53	TPGH0902..L	SB-2TR-M2.5	T8	0.12
20011668	BJ2016-68	16-21	68	TPGH0902..L	SB-2TR-M2.5	T8	0.16
20012083	BJ2020-83	20-125	83	TPGH1103..L	SB-3TR-M3	T8	0.22
20012596	BJ2025-96	25-130	96	TPGH1103..L	SB-3TR-M3	T8	0.24
20013011	BJ2030-115	30-135	115	TPGH1103..L	SB-3TR-M3	T8	0.38
20012020	BJ2020-L	120-280	84+BT L1	TPGH1103..L	SB-3TR-M3	T8	0.46

1134# RBH 微調精搪孔系統 Boring System

- 搪孔刀炳 Taper Shank
- 延長接桿 Extension Spacer
- 接盤 Adapter
- 精搪孔刀本體 Body
- 精搪孔刀桿 Cutting Bar

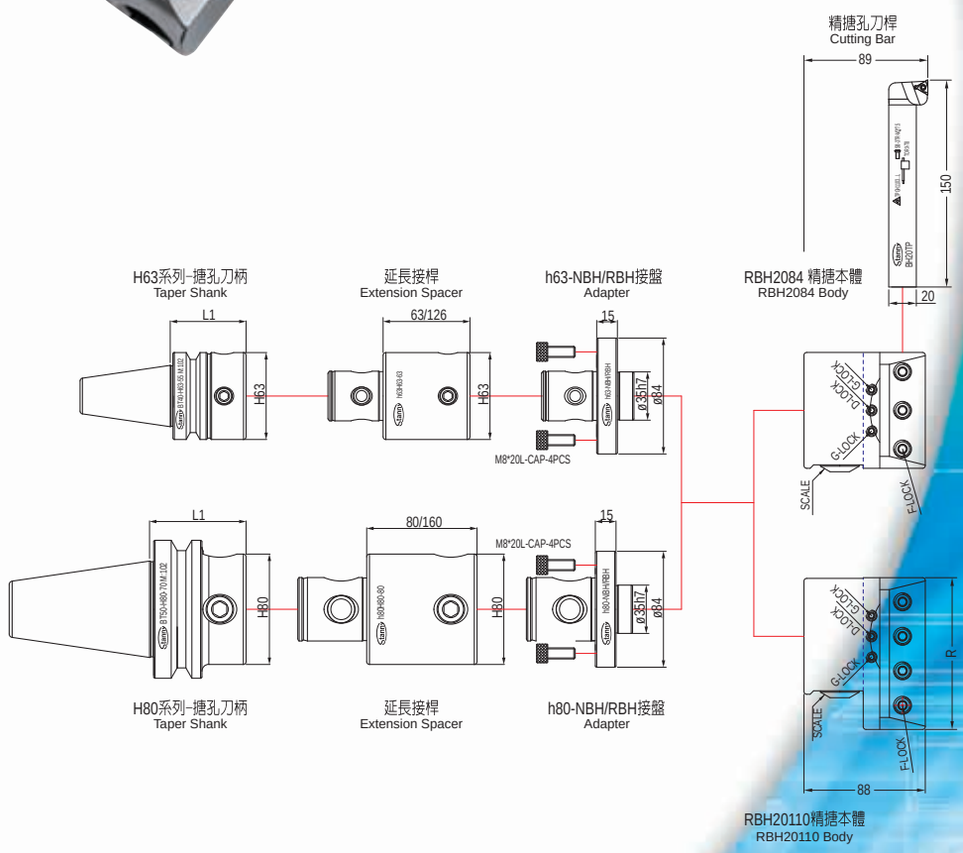

RBH微調精搪孔系統－接盤
Adapter for RBH Boring System

訂購編號 Order No	型號 Model	淨重 N.W
42638415	h63-NBH/RBH	0.85
42808415	h63-NBH/RBH	1.15

RBH微調精搪孔系統－精搪孔刀本體
Body for RBH Boring System

訂購編號 Order No	型號 Model	範圍 D Boring Range ϕD Min-ϕD Max	滑座外徑 R Body Diameter	刀徑 Cutting bar	淨重 N.W
20850080	RBH2084	140-300	ϕ 84	□20	2.88
20860080	RBH20110	150-350	ϕ110	□20	3.88

RBH微調精搪孔系統－精搪孔刀桿
Cutting Bar for RBH Boring System

訂購編號 Order No	型號 Model	刀徑 Cutting bar	刀片 Insert	螺絲 Bolt	板手 Wrench	淨重 N.W
20020150	BH20TP	□20	TPGH1103..L	SB-3TR-M3	T8	0.45

1135# RBH 微調精搪孔系統 Boring System

- 搪孔刀炳 Taper Shank
- 延長接桿 Extension Spacer
- 接盤 Adapter
- 精搪孔刀本體 Body
- 精搪孔刀桿 Cutting Bar

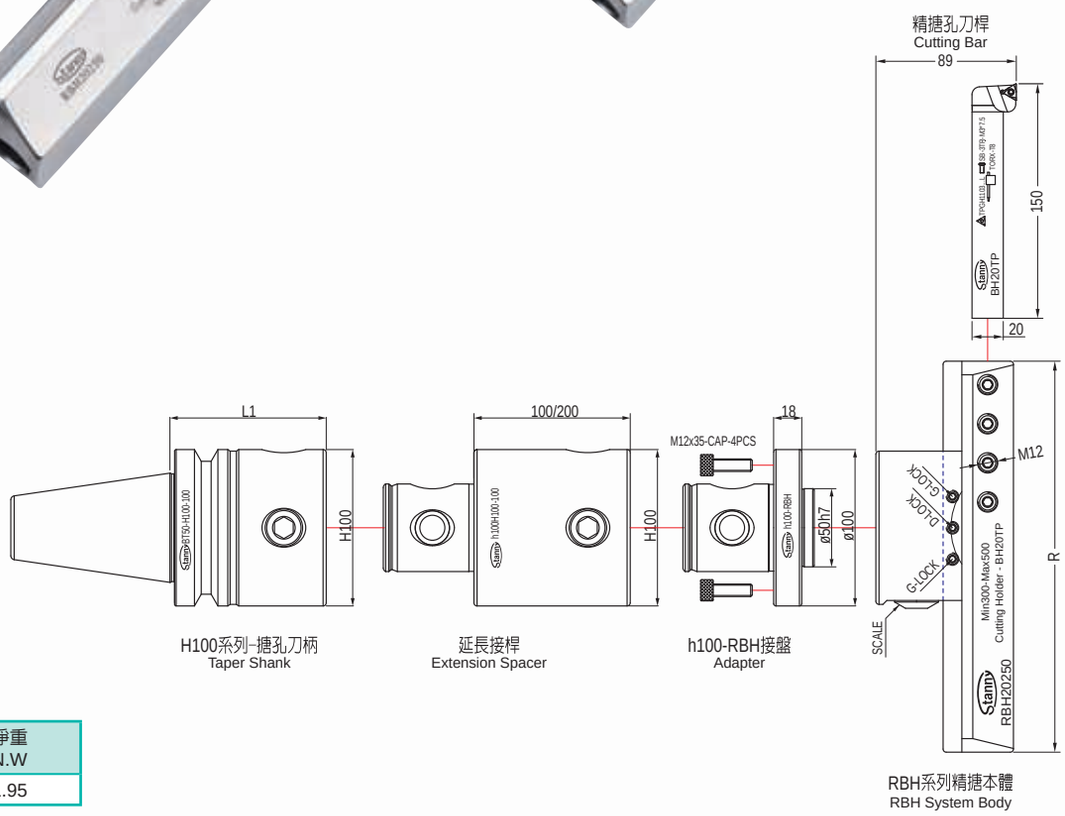

RBH微調精搪孔系統－接盤
Adapter for RBH Boring System

訂購編號 Order No	型號 Model	淨重 N.W
42101218	h100-RBH	1.95

RBH微調精搪孔系統－精搪孔刀本體
Body for RBH Boring System

訂購編號 Order No	型號 Model	範圍 D Boring Range ϕD Min-ϕD Max	滑座外徑 R Body Diameter	刀徑 Cutting bar	淨重 N.W
20870080	RBH20150	170-370	ϕ150	□20	4.88
20880080	RBH20250	270-470	ϕ250	□20	5.90
20890080	RBH20350	370-570	ϕ350	□20	7.35

RBH微調精搪孔系統－精搪孔刀桿
Cutting Bar for RBH Boring System

訂購編號 Order No	型號 Model	刀徑 Cutting bar	刀片 Insert	螺絲 Bolt	板手 Wrench	淨重 N.W
20020150	BH20TP	□20	TPGH1103..L	SB-3TR-M3	T8	0.45

1136# H·BIT雙刃粗搪孔刀－AA type Adjustable Twin Cutter Roughing and Semi-Finishing Boring System

- 搪孔刀炳、粗搪孔刀本體、粗搪孔刀座
- Taper Shank, Body and Cutting Insert Holder

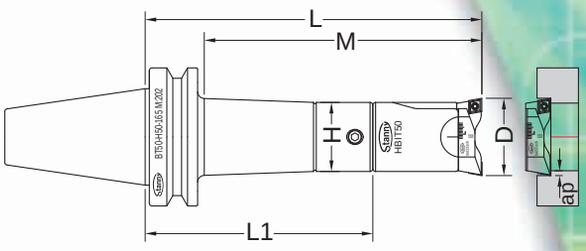

整支 SET
MAS403 BT-H˙BIT 雙刃粗搪孔刀(AA type)
MAS403 BT and H˙BIT Adjustable Twin Cutter Boring Head (AA type)

訂購編號 Order No	型號 Model	範圍 D Boring Range φD Min-	φD Max	M	L	粗搪孔系統組合 Adjustable Twin Cutter Boring System 搪孔刀柄 Taper Shank	粗搪孔刀本體 Boring Head	粗搪孔刀座 Cutting Insert Holder		淨重 N.W.
32291406AA	BT40-HBIT25-60	AA	29-36	60	90	BT40-H25-40	HBIT25	SACC2936	SACC2936	1.17
32291409AA	BT40-HBIT25-90	AA	29-36	90	122	BT40-H25-72				1.29
32291412AA	BT40-HBIT25-123	AA	29-36	123	150	BT40-H25-100				1.41
32291414AA	BT40-HBIT25-145	AA	29-36	145	177	BT40-H25-127				1.55
32351406AA	BT40-HBIT25-60	AA	35-42	60	90	BT40-H25-40	HBIT25	SACC3542	SACC3542	1.19
32351409AA	BT40-HBIT25-90	AA	35-42	90	122	BT40-H25-72				1.31
32351412AA	BT40-HBIT25-123	AA	35-42	123	150	BT40-H25-100				1.43
32351414AA	BT40-HBIT25-145	AA	35-42	145	177	BT40-H25-127				1.57
33361407AA	BT40-HBIT32-75	AA	36-45	75	103	BT40-H32-40	HBIT32	SACC3645	SACC3645	1.37
33361410AA	BT40-HBIT32-102	AA	36-45	102	135	BT40-H32-72				1.57
33361415AA	BT40-HBIT32-150	AA	36-45	150	183	BT40-H32-120				1.92
33361416AA	BT40-HBIT32-165	AA	36-45	165	198	BT40-H32-135				2.03
33441407AA	BT40-HBIT32-75	AA	44-53	75	103	BT40-H32-40	HBIT32	SACC4453	SACC4453	1.37
33441410AA	BT40-HBIT32-102	AA	44-53	102	135	BT40-H32-72				1.57
33441415AA	BT40-HBIT32-150	AA	44-53	150	183	BT40-H32-120				1.92
33441416AA	BT40-HBIT32-165	AA	44-53	165	198	BT40-H32-135				2.03
34451407AA	BT40-HBIT40-73	AA	45-56	73	103	BT40-H40-40	HBIT40	SACC4556	SACC4556	1.61
34451410AA	BT40-HBIT40-102	AA	45-56	102	135	BT40-H40-72				1.87
34451416AA	BT40-HBIT40-162	AA	45-56	162	193	BT40-H40-130				2.51
34451421AA	BT40-HBIT40-212	AA	45-56	212	248	BT40-H40-185				3.08
34551407AA	BT40-HBIT40-73	AA	55-66	73	103	BT40-H40-40	HBIT40	SACC5566	SACC5566	1.63
34551410AA	BT40-HBIT40-102	AA	55-66	102	135	BT40-H40-72				1.89
34551416AA	BT40-HBIT40-162	AA	55-66	162	193	BT40-H40-130				2.53
34551421AA	BT40-HBIT40-212	AA	55-66	212	248	BT40-H40-185				3.10
35561410AA	BT40-HBIT50-102	AA	56-74	102	130	BT40-H50-50	HBIT50	SACC5674	SACC5674	2.25
35561414AA	BT40-HBIT50-142	AA	56-74	142	170	BT40-H50-90				2.82
35561418AA	BT40-HBIT50-182	AA	56-74	182	210	BT40-H50-130				3.30
35561422AA	BT40-HBIT50-222	AA	56-74	222	250	BT40-H50-170				4.17
35741410AA	BT40-HBIT50-102	AA	74-92	102	130	BT40-H50-50	HBIT50	SACC7492	SACC7492	2.29
35741414AA	BT40-HBIT50-142	AA	74-92	142	170	BT40-H50-90				2.86
35741418AA	BT40-HBIT50-182	AA	74-92	182	210	BT40-H50-130				3.34
35741422AA	BT40-HBIT50-222	AA	74-92	222	250	BT40-H50-170				4.21
36701410AA	BT40-HBIT63-102	AA	70-90	102	135	BT40-H63-55	HBIT63	SACC7090	SACC7090	3.02
36701415AA	BT40-HBIT63-152	AA	70-90	152	185	BT40-H63-105				4.23
36701420AA	BT40-HBIT63-202	AA	70-90	202	235	BT40-H63-155				5.32
36901410AA	BT40-HBIT63-102	AA	90-110	102	135	BT40-H63-55	HBIT63	SACC90110	SACC90110	3.14
36901415AA	BT40-HBIT63-152	AA	90-110	152	185	BT40-H63-105				4.35
36901420AA	BT40-HBIT63-202	AA	90-110	202	235	BT40-H63-155				5.54
38901410AA	BT40-HBIT80-102	AA	90-130	102	135	BT40-H63-55	HBIT80	SACC90130	SACC90130	3.54
38901415AA	BT40-HBIT80-152	AA	90-130	152	185	BT40-H63-105				4.75
38901420AA	BT40-HBIT80-202	AA	90-130	202	235	BT40-H63-155				5.84
38911410AA	BT40-HBIT80-102	AA	130-170	102	135	BT40-H63-55	HBIT80	SACC130170	SACC130170	3.68
38911415AA	BT40-HBIT80-152	AA	130-170	152	185	BT40-H63-105				4.89
38911420AA	BT40-HBIT80-202	AA	130-170	202	235	BT40-H63-155				5.98

"續下頁"

訂購編號 Order No	型號 Model	範圍 D Boring Range φD Min-φD Max		M	L	粗搪孔系統組合 Adjustable Twin Cutter Boring System				淨重 N.W.
						搪孔刀柄 Taper Shank	粗搪孔刀本體 Boring Head	粗搪孔刀座 Cutting Insert Holder		
32291510AA	BT50-HBIT25-102	AA	29-36	102	165	BT50-H25-115	HBIT25	SACC2936	SACC2936	4.32
32291512AA	BT50-HBIT25-127	AA	29-36	127	190	BT50-H25-140				4.47
32291515AA	BT50-HBIT25-152	AA	29-36	152	215	BT50-H25-165				4.57
32351510AA	BT50-HBIT25-102	AA	35-42	102	165	BT50-H25-115	HBIT25	SACC3542	SACC3542	4.34
32351512AA	BT50-HBIT25-127	AA	35-42	127	190	BT50-H25-140				4.49
32351515AA	BT50-HBIT25-152	AA	35-42	152	215	BT50-H25-165				4.59
33361513AA	BT50-HBIT32-135	AA	36-45	135	198	BT50-H32-135	HBIT32	SACC3645	SACC3645	4.92
33361516AA	BT50-HBIT32-165	AA	36-45	165	228	BT50-H32-165				5.17
33361520AA	BT50-HBIT32-200	AA	36-45	200	263	BT50-H32-200				5.37
33441513AA	BT50-HBIT32-135	AA	44-53	135	198	BT50-H32-135	HBIT32	SACC4453	SACC4453	4.92
33441516AA	BT50-HBIT32-165	AA	44-53	165	228	BT50-H32-165				5.17
33441520AA	BT50-HBIT32-200	AA	44-53	200	263	BT50-H32-200				5.37
34451513AA	BT50-HBIT40-135	AA	45-56	135	198	BT50-H40-135	HBIT40	SACC4556	SACC4556	5.46
34451518AA	BT50-HBIT40-185	AA	45-56	185	248	BT50-H40-185				6.01
34451522AA	BT50-HBIT40-225	AA	45-56	225	288	BT50-H40-225				6.46
34451526AA	BT50-HBIT40-265	AA	45-56	265	328	BT50-H40-265				6.86
34551513AA	BT50-HBIT40-135	AA	55-66	135	198	BT50-H40-135	HBIT40	SACC5566	SACC5566	5.48
34551518AA	BT50-HBIT40-185	AA	55-66	185	248	BT50-H40-185				6.03
34551522AA	BT50-HBIT40-225	AA	55-66	225	288	BT50-H40-225				6.48
34551526AA	BT50-HBIT40-265	AA	55-66	265	328	BT50-H40-265				6.88
35561510AA	BT50-HBIT50-102	AA	56-74	102	145	BT50-H50-65	HBIT50	SACC5674	SACC5674	4.90
35561520AA	BT50-HBIT50-202	AA	56-74	202	245	BT50-H50-165				6.45
35561525AA	BT50-HBIT50-252	AA	56-74	252	295	BT50-H50-215				7.40
35561530AA	BT50-HBIT50-302	AA	56-74	302	345	BT50-H50-265				8.30
35741510AA	BT50-HBIT50-102	AA	74-92	102	145	BT50-H50-65	HBIT50	SACC7492	SACC7492	4.94
35741520AA	BT50-HBIT50-202	AA	74-92	202	245	BT50-H50-165				6.49
35741525AA	BT50-HBIT50-252	AA	74-92	252	295	BT50-H50-215				7.44
35741530AA	BT50-HBIT50-302	AA	74-92	302	345	BT50-H50-265				8.34
36701512AA	BT50-HBIT63-122	AA	70-90	122	165	BT50-H63-85	HBIT63	SACC7090	SACC7090	6.08
36701520AA	BT50-HBIT63-202	AA	70-90	202	245	BT50-H63-165				7.98
36701525AA	BT50-HBIT63-252	AA	70-90	252	295	BT50-H63-215				9.53
36701530AA	BT50-HBIT63-302	AA	70-90	302	345	BT50-H63-265				10.48
36701535AA	BT50-HBIT63-352	AA	70-90	352	395	BT50-H63-315				13.73
36901512AA	BT50-HBIT63-122	AA	90-110	122	165	BT50-H63-85	HBIT63	SACC90110	SACC90110	6.20
36901520AA	BT50-HBIT63-202	AA	90-110	202	245	BT50-H63-165				8.10
36901525AA	BT50-HBIT63-252	AA	90-110	252	295	BT50-H63-215				9.65
36901530AA	BT50-HBIT63-302	AA	90-110	302	345	BT50-H63-265				10.60
36901535AA	BT50-HBIT63-352	AA	90-110	352	395	BT50-H63-315				13.85
38901512AA	BT50-HBIT80-122	AA	90-130	122	165	BT50-H63-85	HBIT80	SACC90130	SACC90130	6.60
38901520AA	BT50-HBIT80-202	AA	90-130	202	245	BT50-H63-165				8.50
38901525AA	BT50-HBIT80-252	AA	90-130	252	295	BT50-H63-215				10.05
38901530AA	BT50-HBIT80-302	AA	90-130	302	345	BT50-H63-265				11.00
38901535AA	BT50-HBIT80-352	AA	90-130	352	395	BT50-H63-315				14.25
38911512AA	BT50-HBIT80-122	AA	130-170	122	165	BT50-H63-85	HBIT80	SACC130170	SACC130170	6.74
38911520AA	BT50-HBIT80-202	AA	130-170	202	245	BT50-H63-165				8.64
38911525AA	BT50-HBIT80-252	AA	130-170	252	295	BT50-H63-215				10.19
38911530AA	BT50-HBIT80-302	AA	130-170	302	345	BT50-H63-265				11.14
38911535AA	BT50-HBIT80-352	AA	130-170	352	395	BT50-H63-315				14.39
38901510EAA	BT50-HBIT80E-102	AA	90-130	102	150	BT50-H80-70	HBIT80E	SACC90130	SACC90130	6.76
38901515EAA	BT50-HBIT80E-152	AA	90-130	152	195	BT50-H80-115				8.31
38901520EAA	BT50-HBIT80E-202	AA	90-130	202	245	BT50-H80-165				10.01
38901525EAA	BT50-HBIT80E-252	AA	90-130	252	295	BT50-H80-215				11.76
38901530EAA	BT50-HBIT80E-302	AA	90-130	302	345	BT50-H80-265				13.51
38901535EAA	BT50-HBIT80E-352	AA	90-130	352	395	BT50-H80-315				15.21
38911510EAA	BT50-HBIT80E-102	AA	130-170	102	150	BT50-H80-70	HBIT80E	SACC130170	SACC130170	6.88
38911515EAA	BT50-HBIT80E-152	AA	130-170	152	195	BT50-H80-115				8.43
38911520EAA	BT50-HBIT80E-202	AA	130-170	202	245	BT50-H80-165				10.13
38911525EAA	BT50-HBIT80E-252	AA	130-170	252	295	BT50-H80-215				11.88
38911530EAA	BT50-HBIT80E-302	AA	130-170	302	345	BT50-H80-265				13.63
38911535EAA	BT50-HBIT80E-352	AA	130-170	352	395	BT50-H80-315				15.33
39131515AA	BT50-HBIT120-150	AA	130-190	150	200	BT50-H100-100	HBIT120	SACC130190	SACC130190	12.62
39131520AA	BT50-HBIT120-200	AA	130-190	200	250	BT50-H100-150				15.27
39131525AA	BT50-HBIT120-250	AA	130-190	250	300	BT50-H100-200				18.22
39131530AA	BT50-HBIT120-300	AA	130-190	300	350	BT50-H100-250				21.17
39171515AA	BT50-HBIT120-150	AA	170-230	150	200	BT50-H100-100	HBIT120	SACC170230	SACC170230	12.84
39171520AA	BT50-HBIT120-200	AA	170-230	200	250	BT50-H100-150				15.49
39171525AA	BT50-HBIT120-250	AA	170-230	250	300	BT50-H100-200				18.44
39171530AA	BT50-HBIT120-300	AA	170-230	300	350	BT50-H100-250				21.39

1137# SCB 鎢鋼柄小徑搪刀桿(SCB Carbide Holder)

規格	柄徑 φD1	L	M牙	適用搪刀頭	價格
SCB-08-100	8	100	M5	BH9, BH10.5	
SCB-10-100	10	100	M6	BH12	
SCB-12-130	12	130	M6	BH14	
SCB-14-155	14	155	M6	BH16	
SCB-16-155	16	155	M10	BH18, BH20, BH22, BH24, BH26, BH28, BH30-40	

1138# BH 替換式搪刀頭(BH Exchangeable Boring Head)

規格	搪孔範圍 φA Range	請適用鎢鋼柄 Suitable SCB	M牙	適用刀片 Suitable Inserts	價格
BH09	9.0-10.5	SCB-08-100	M5	TPGT0802.	
BH10.5	10.5-12.0	SCB-08-100	M5		
BH12	12.0-14.0	SCB-10-100	M6		
BH14	14.0-16.0	SCB-12-100	M6		
BH16	16.0-18.0	SCB-14-155	M6		
BH18	18.0-20.0	SCB-16-155	M10		
BH20	20.0-22.0				
BH22	22.0-24.0				
BH24	24.0-26.0				
BH26	26.0-28.0				
BH28	28.0-30.0				
BH30	30.0-32.0				
BH32	32.0-34.0				
BH34	34.0-36.0				
BH36	36.0-38.0				
BH38	38.0-40.0				
BH40	40.0-42.0				

1139# 鎢鋼刀桿套筒(Straight Collet)

規格	外徑	內徑	價格
SCB16-8	16φ	8φ	
SCB16-10	16φ	10φ	
SCB16-12	16φ	12φ	
SCB16-14	16φ	14φ	

1140# 精密搪孔器(Boring Head Sets)

BH-2084

BH-1250

※所附刀具為替換式，刀具更換容易，節省校正時間

規 格	BH-2084	BH-1250
搪孔範圍	8φ ~ 280φ	5φ ~ 90φ
本體直徑	84φ	50φ
移位行程	28	16
進刀刻劃	0.01 m/m	0.01m/m
搪刀柄徑	20φ	12φ
整組價格		
直柄20φ, 32φ		
MT3, NT30, R8		
MT4, NT40		
MT5, NT50		
BT40		
BT50		

1141# 精密搪孔頭(捷克製)(Automatic Boring And Facing Head)

特性:

1. 適用於鑽孔機，橫式與立式搪床，萬能銑床和其他工作母機上的精密加工作業。
2. 在搪孔作業時，滑座調整可達相對直徑0.01m/m的精度。
3. 自動進刀VHU36有三段進刀量， VHU56/80/110/125/160有四段進刀量。
4. 自動進刀脫離後，以手動快速退刀，操作簡單和容易保養。

VHU 功能名稱圖:

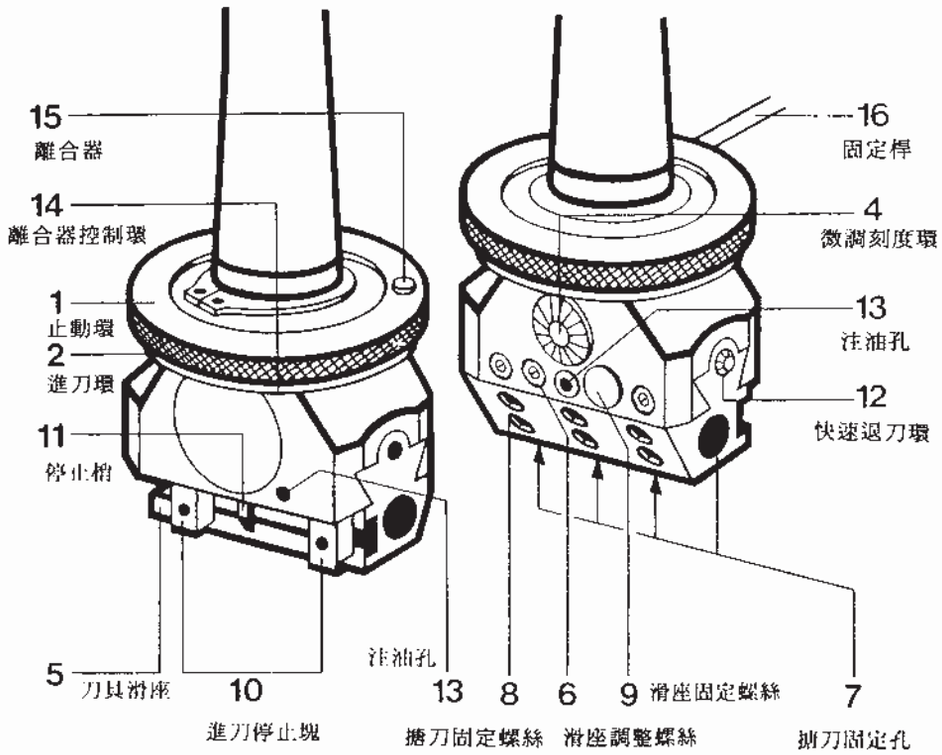

搪孔頭尺寸圖:

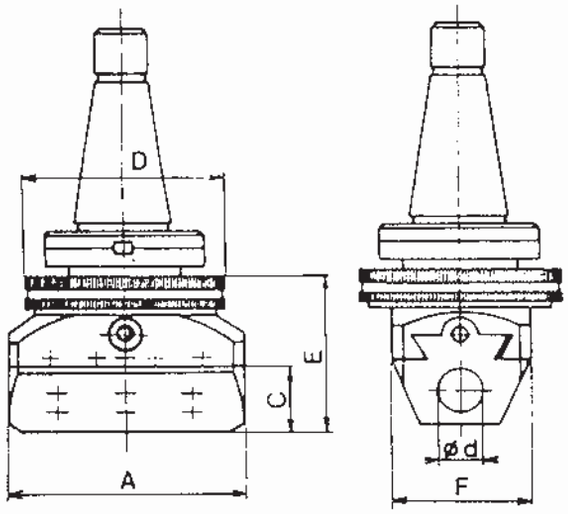

※VHU110和VHU80本體相同，但VHU110滑座加長。
※VHU160和VHU125本體相同，但VHU160滑座加長。

	A	B	C	D	E	F
VHU36	78	28	72	16	80	53
VHU56	115	36	126	25	110	80
VHU80	140	36	126	25	110	80
VHU110	140	36	140	25	110	80
VHU125	190	42	140	32	126	92
VHU160	190	50	140	32	134	92

"續下頁"

1141# 精密搪孔器(Boring Head Sets)



VHU 規格說明表：

規 格	VHU36	VHU56	VHU80	VHU110	VHU125	VHU160
搪頭滑座行程	36	56	80	110	125	160
平面切削直徑	220	330	380	430	600	680
搪孔直徑	160	230	280	340	380	450
自動進刀量mm/每轉	0.02 0.04 0.06	0.05, 0.10, 0.15, 0.20				
手動快速刀量mm/每轉	3	3	3	3	4	4
微調精度	最小刻劃=0.01/mm 直徑					
搪刀柄徑mm	16φ	25φ	25φ	25φ	32φ	32φ
本體重量kp	3.5	5.8	7	7.5	11	12.1
每組重量kp	8	13	20	21	40	41
包裝尺寸mm	320×270×85	490×350×165			540×380×170	
價 格						

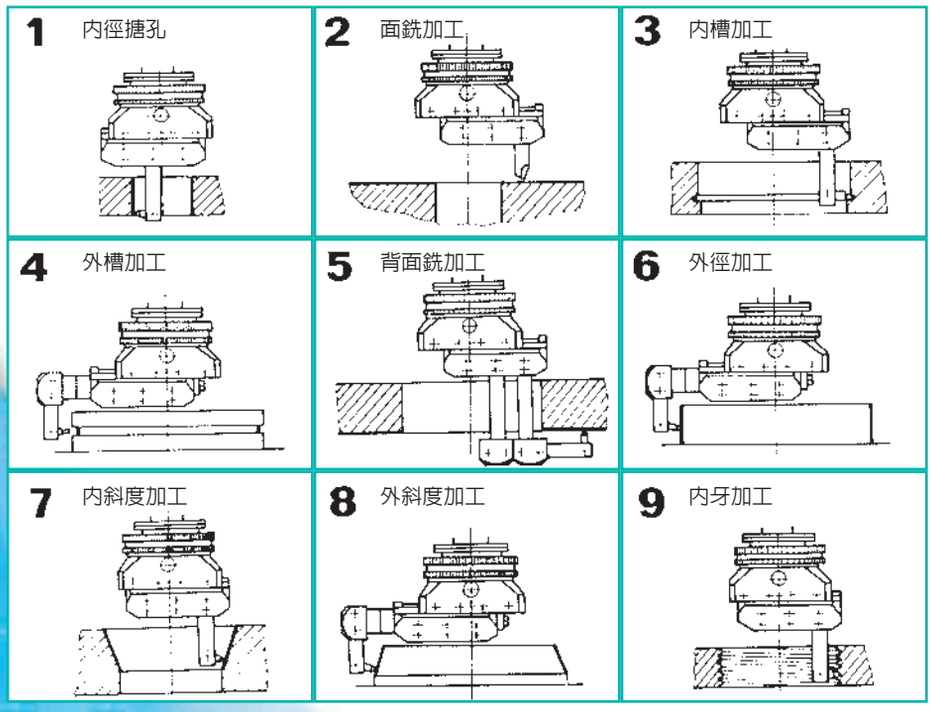

1142# 直柄搪孔刀柄(Straight Boring Bar)

使用刀具：60˚ 與 90˚

規 格	外徑	長度	刀具	價 格
C16-BS160	16	160	1/4"	
C20-BS250	20	250	5/16"	
C25-BS300	25	300	5/16"	
C32-BS300	32	300	3/8"	
C42-BS300	42	300	1/2"	

1143# 迴轉式尋邊器(陶瓷)(Ceramic Edge Finder)

特點
1.前端材質為陶瓷(硬度HV-1350˚)
2.陶瓷不具導磁性，量測精度高。
3.配合轉速400~600RPM
4.精度0.003m/m

規 格	測 頭	總長	價 格
ME-100	10ϕ	88	

1144# 中心找尋規(Centering Indicatior)

特點
1.適用於立式或臥式任何角度使用
2.可校正外徑或內徑中心
3.操作時量表面對操作者容易校正
4.適用轉速RPM800內
5.本產品適用中心找尋，不適用於尺寸量測用

CA-170A(大陸製)

規　　格	CA-170A
柄　徑φ	10 m/m
長度(含短探針)	170m/m
範圍:內徑φ(短探針)	4φ~108φm/m
範圍:外徑φ(短探針)	0φ~108φm/m
最小刻劃	0.01m/m
量表範圍	0~3m/m
整組價格	

CA-170USA(美國製)

規　　格	CA-170USA
柄　徑φ	10 m/m
長度(含短探針)	170m/m
範圍:內徑φ(短探針)	4φ~108φm/m
範圍:外徑φ(短探針)	0φ~108φm/m
最小刻劃	0.01m/m
量表範圍	0~6m/m
整組價格	

美國製選配零件

美國製零件價格

Model	名稱	價格
CA-S10	中心軸	
CA-TS4 1/4	直測頭4 1/4"	
CA-TS8	直測頭8"	
CA-TR4 1/4	彎測頭4 1/4"	
CA-TR8	彎測頭8"	

1145# 光電式尋邊器(Optical Edge Finder)



特點
1.亮度無死角，目測容易
2.精度:0.005m/m
3.附UM-5 ,1.5V電池×2只

規　格	柄徑	測　頭	總長	價 格
LR-20	20φ	158	10φ	

1146# 德國製三次元萬向測頭 (Universal 3D-Sensors)

夾持柄徑φ20mm

規　格	說 明	價格
3D-T	機械式尋邊器 精度:0.01mm	
3D-TS4	短探針，球徑 φ4mm	
3D-TL8	長探針，球徑 φ8mm	

1147# Z軸設定器 (Z Axis Presetter)

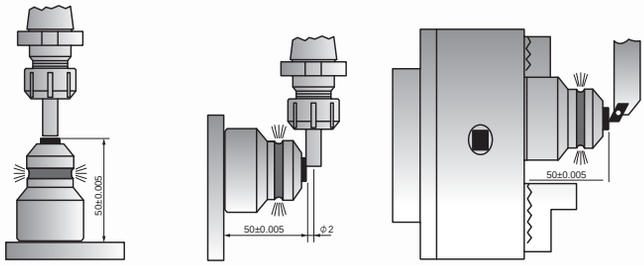

ZOP-50（光電式）(Optical Type)

1. 總高度50m/m，伸縮3m/m
2. 底座附永久磁鐵，容易附著
3. 刀具接觸時，紅燈會亮
4. 精度0.002m/m
5. ZOP-50價格:
6. ZOPS-50價格:

ZOPS-50（光電鳴音式）(Optical & Sound Type)

ZIP-50（附表式）(Indicator Type)

1. 總高度50m/m，伸縮3.5m/m
2. 附百分表可做歸零校正，最小刻劃為0.01m/m
3. ZIP-50價格:
4. ZIP-50A(有磁性)價格:

ZAP-50（附表式）(Indicator Type)

1. 總高度50m/m，伸縮3m/m
2. 本體直徑68Øm/m
2. 附百分表可做歸零校正，最小刻劃為0.01m/m
4. ZAP-50 價格:

1148# 壓板(Step Clamp)

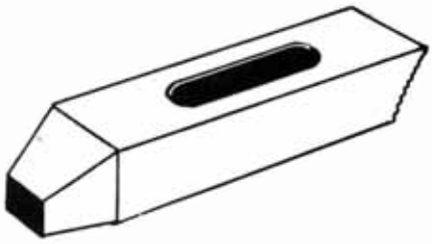

單位:支

長度	3/8 M10' 價格	1/2 M12' 價格	5/8 M16' 價格	3/4 M18' 價格
2 1/2"				
4"				
6"				
8"				

1149# 級枕(Step Blocks)

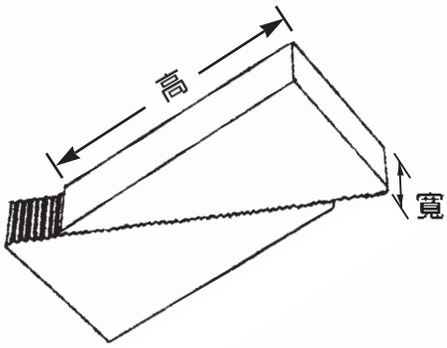

單位:只

寬×高	適用夾具	價 格
1" × 1 1/8"	3/8,1/2,5/8	
1" × 1 3/4"	3/8,1/2,5/8	
1" ×3 7/8"	3/8,1/2,5/8	
1 1/4" × 1 1/8"	1/2,5/8	
11/4" × 1 3/4"	1/2,5/8	
1 1/4" × 3 7/8"	1/2,5/8	
1 1/2" × 2 1/2"	3/4	
1 1/2" × 3 7/8"	3/4	
1 1/2" × 5 1/2"	3/4	

1150# 千斤頂(Screw Jack)

單位:支

規　格	使用範圍	價格
S-70	50~70 m/m	
S-150	100~150 m/m	
S-250	150~250 m/m	

1151# 萬能夾具組(52-Pcs Clamping Kit)

型　號	規格	厚度	價 格
PK-103	3/8",M10	1"	
PK-104A	1/2",M12	1"	
PK-104B	1/2",M12	1 1/4"	
PK-105A	5/8",M16	1"	
PK-105B	5/8",M16	1 1/4"	
PK-206	3/4",M18	1 1/2"	

1152# 雙頭螺絲(Studs)

單位:支

規格	3/8 M10' 價格	1/2 M12' 價格	5/8 M16' 價格	3/4 M18' 價格
3"				
4"				
5"				
6"				
7"				
8"				

1153# 螺帽(Nuts)

丸型螺帽

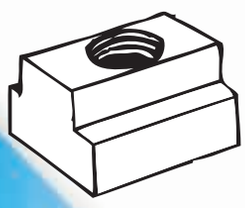

T型螺帽

單位:支

規格	3/8 M10' 價格	1/2 M12' 價格	5/8 M16' 價格	3/4 M18' 價格
丸型				
T 型				
接頭				

1154# 連體式自動夾頭(Integrated Keyless Chuck)

MT2,3,4

規　　格	能力	斜度	外徑	價 格
KLS08-MT2	0-8φ	MT2	37	
KLS13-MT2	0-13φ	MT2	50	
KLS13-MT3	0-13φ	MT3	50	
KLS13-MT4	0-13φ	MT4	50	
KLS16-MT3	3-16φ	MT3	58	
KLS16-MT4	3-16φ	MT4	58	

C20,25,32

規　　格	能力	斜度	外徑	價 格
KLS08-C20	0-8φ	C20φ	37	
KLS13-C20	0-13φ	C20φ	50	
KLS13-C25	0-13φ	C25φ	50	
KLS13-C32	0-13φ	C32φ	50	
KLS16-C20	3-16φ	C20φ	58	
KLS16-C25	3-16φ	C25φ	58	
KLS16-C32	3-16φ	C32φ	58	

R8,NT30,40,50

規　　格	能力	斜度	外徑	價 格
KLS13-R8	0-13φ	R8	50	
KLS16-R8	3-16φ	R8	58	
NT30-APU13-100	0-13φ	NT30	50	
NT40-APU13-90	0-13φ	NT40	50	
NT50-APU13-120	0-13φ	NT50	50	

短錐斜度 MT2,3

上列 KLS-Type 附板手

短錐斜度(Short Taper)

規　　格	能力	斜度	外徑	吊牙	價 格
KLS08-MT2S	0-8φ	MT2S	37	M6×1.0	
KLS10-MT2S	0-10φ	MT2S	41		
KLS13-MT3S	0-13φ	MT3S	50	M8×1.25	
KLS16-MT3S	3-16φ	MT3S	58		
KLH08-MT2S	0-8φ	MT2S	37	M6×1.0	
KLH10-MT2S	0-10φ	MT2S	41		
KLH13-MT3S	0-13φ	MT3S	50	M8×1.25	
KLH16-MT3S	3-16φ	MT3S	58		

1155# 自動夾頭(Keyless Drill Chuck)

KLH-TYPE

KLS- 精密型

規 格	能力	斜度	外徑	價 格
KLH-08	0~8	JT1	38	
KLH-10	0~10	JT2	43	
KLH-13	0~13	JT6	49	
KLH-16	3~16	JT6	55	
KLS-03	0~3	JT0	24.5	
KLS-06	0~6.5	JT1	34	
KLS-08	0~8	JT1	38	
KLS-10	0~10	JT2	43	
KLS-13	0~13	JT6	49	
KLS-16	3~16	JT6	55	
H-100	勾板手			

自動夾頭檢驗表(Inspection)

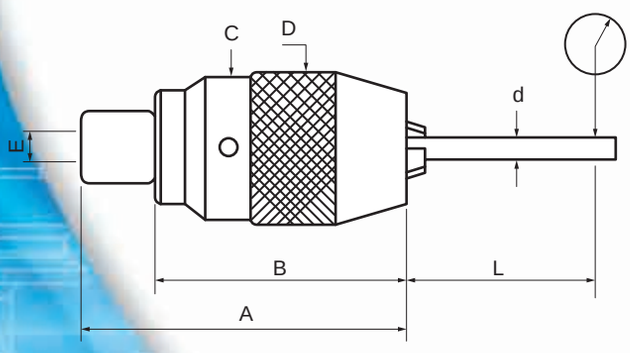

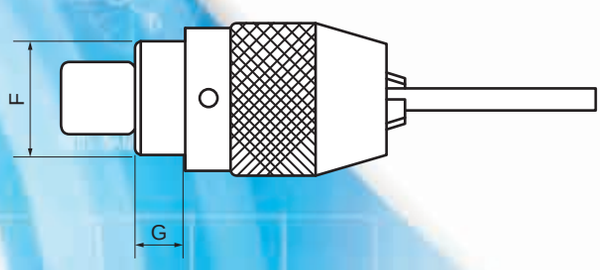

Keyless Drill Chuck Run Out Table

Capacity	ϕd mm	L mm	S Type ↗	H Type ↗
8	3	35	0.05	0.07
	6			
	8	50		
10	3	35	0.05	0.07
	6			
	10	58		
13	5	55	0.05	0.07
	10			
	13	75		
16	5	55	0.05	0.07
	10			
	16	80		

1156# 精密斜柄鑽頭套筒(熱處理研磨)(Morse Taper Sleeves)

內 徑 × 外 徑	價 格
DS-MT1×MT2	
DS-MT2×MT3	
DS-MT2×MT4	
DS-MT3×MT4	
DS-MT4×MT5	
DS-MT5×MT6	

1157# 精密鑽頭柄(全支熱處理研磨)(Drill Chuck Arbor)

規 格	適用夾頭	價 格
CA-MT2 × J6	1/2"	
CA-MT3 × J6	1/2"	
CA-MT4 × J6	1/2"	
CA-MT5 × J6	1/2"	

1158# 精密延長鑽頭套筒(Morse Taper Extension Sleeves)

內徑 × 外徑	長度	價 格
ES-MT1 × MT2	160	
ES-MT2 × MT2	175	
ES-MT3 × MT2	196	
ES-MT2 × MT3	194	
ES-MT3 × MT3	215	
ES-MT4 × MT3	240	
ES-MT2 × MT4	215	
ES-MT3 × MT4	240	
ES-MT4 × MT4	265	
ES-MT5 × MT4	300	
ES-MT3 × MT5	268	
ES-MT4 × MT5	300	
ES-MT5 × MT5	335	

1159# 虎鉗平行板GP-18 (JC32-017) (Precision Parallels)

規　格	寬×高×長×數	價 格
GP-18 (18片組)	5×16×100×2	
	6×18×100×2	
	8×24×100×2	
	10×30×100×2	
	12×36×150×2	
	14×48×150×2	
	18×60×150×2	
	22×62×150×2	
	15×31×200×2	

1160# 虎鉗平行板GP-85 (JC32-083) (Precision Parallels)



規　格	寬×高×長×數	價 格
GP-85 (18片組)	8.5×14×150×2	
	8.5×16×150×2	
	8.5×20×150×2	
	8.5×24×150×2	
	8.5×30×150×2	
	8.5×32×150×2	
	8.5×36×150×2	
	8.5×40×150×2	
	8.5×44×150×2	

1161# 虎鉗平行板GP-28 (JC33-001) (Precision Parallels)

規　格	寬×高×長×數	寬×高×長×數	價 格
GP-28 (28片組)	10×14×150×2	10×28×150×2	
	10×16×150×2	10×30×150×2	
	10×18×150×2	10×32×150×2	
	10×20×150×2	10×35×150×2	
	10×22×150×2	10×40×150×2	
	10×24×150×2	10×45×150×2	
	10×26×150×2	10×50×150×2	

1162# 強力型工件定位器(Work Stopper)

特點:
1. 固定於工作台T型槽上，移動容易。
2. 可調整高低與方向。
3. 結構堅固耐用，使用壽命長。

規　　格	價 格
AMS-160AH	

1163# 工件定位器(Work Stopper)

特點:
1. 可重疊使用，做多點定位。
2. 可任意變化高低與方向操作簡易。

規　　格	價 格
AMS-160BH	

1164# 手提倒角機(3m/m)(Portable Chamfering Tools)

HCR-003A 直線倒角

HCR-003B 曲線不規則倒角

特點:
1. 可倒直線外緣45° 角
2. 可倒內圓或不規則內外45° 角
3. 電壓110V，單相220V訂製品

規　格	HCR-003	HCR-003A,B
外角能力	C3m/m	C3m/m
加工內徑	18φ m/m以上	18φ m/m以上
轉　速	12,000RPM	12,000RPM
功　能	雙功能	單功能
重　量	2.0kg	2.0kg
價格(電壓110V)		

1165# 砂布輪倒角機(Chamfering Machine For Sand Wheel)

砂布輪:165φ × 22φ

※可加工硬度材質倒角

規　　格	FCR-004
能　　力	0~3m/m
角　　度	45°
迴轉速	3,500RPM
馬　　力	1HP 110V單相
重　　量	25kg
價　　格	
砂布輪	

1166# 臥式倒角機(側銑刀式)(Chamfering Machine For Side Cutter)

※適用無熱處理材質加工

規格	FCR-005
能力	3C
角度	15°~45°
迴轉速	3500RPM
馬力	1HP，三相
重量	30kg
價格	
側銑刀	

1167# 砂輪倒角機(Chamfering Machine For Grinding Wheel)



砂輪:125φ×50×31.75φ

※適用於熱處理後有硬度之材質

規格	FCR-006
能力	0~3mm
角度	固定45°
迴轉速	3500RPM
馬力	1HP，三相
重量	40kg
價格	
砂輪	

1168# 臥式倒角機(平面銑刀式)(Chamfering Machine For Surface Milling Cutter)

1.適用無熱處理材質加工
2.加工時比較不易震刀

規格	FCR-007
能力	3m/m
角度	固定45°
迴轉速	3500RPM
馬力	1HP，三相
重量	35kg
價格	
平面銑刀	

1169# 臥式倒角機(平面銑刀角度可調式) Chamfering Machine (Angle Rotatable Face Milling Cutter)



特點:
1. 採用面銑原理加工，倒角方式如同銑削。
2. 適合材質：碳素鋼、合金鋼、鐵和鋁。
3. 倒角後,它的表面較側銑式光滑。
4. 角度可旋轉。

規　格	FCR-007A
能　力	0~3m/m
角　度	
迴轉速	3600RPM
馬　力	1 HP
重　量	32 kg
平面銑刀	
價　格	

1170# 臥式倒角機(砂輪角度可調式) Chamfering Machine (Angle Rotatable Grinding Wheel)



特點:
1. 使用砂輪切削，熱處理後之工件也可輕易倒角。
2. 角度可旋轉。

規　格	FCR-006A
能　力	0~3m/m
角　度	
迴轉速	3600RPM
馬　力	1 HP
重　量	32 kg
砂　輪	
價　格	

1171# ELM 開關式永久磁性吊盤


ELM-1000


ELM-300


ELM-600


ELM-100


ELM-2000


ELM-3000
ELM-3000安全係數為3.0倍

6 種規格型號

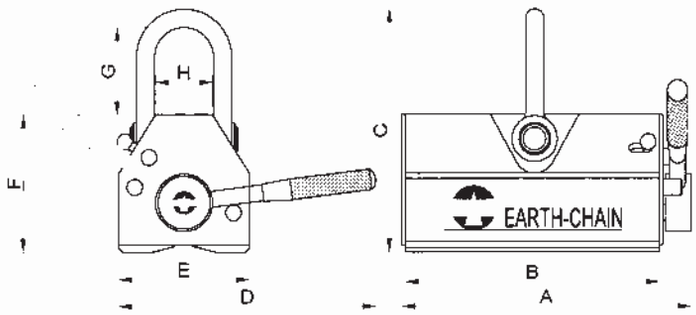

規格表

型號	吊重能力		A		B		C		D		E		F		G		H		重量		安全係數
	kg	lbs	mm	inch	mm	inch	mm	inch	mm	inch	mm	inch	mm	inch	mm	inch	mm	inch	kg	lbs	
ELM-100	100	220	107	4.2	84	3.3	120	4.7	125	4.9	60	2.4	71	2.8	41	1.6	30	1.2	2.5	5.5	
ELM-300	300	660	180	7.1	155	6.1	156	6.1	185	7.3	90	3.6	93	3.7	51	2.0	41	1.6	8.6	18.9	
ELM-600	600	1320	255	10	224	8.8	212	8.3	260	10.2	115	4.5	120	4.7	77	3.0	52	2.0	21	46	× 3.5 倍
ELM-1000	1000	2200	280	11	245	9.6	286	11.3	371	14.6	165	6.5	169	6.7	97	3.8	87	3.4	46	101	
ELM-2000	2000	4400	422	16.6	380	15	348	13.7	512	20.2	216	8.5	215	8.5	105	4.1	121	4.8	118	259	
ELM-3000	3000	6600	566	22.3	530	20.9	400	15.7	770	30.3	216	8.5	222	8.7	147	5.8	80	3.2	181	399	× 3.0 倍

"續下頁"

1171# ELM 開關式永久磁性吊盤

吊重負載

本磁性吊重磁盤之吊重負載會因下列因素改變其負載能力：鋼材厚度、平面之粗糙度、材質種類及磁盤與鋼材是否清理乾淨。（請參考下列圖表及換算公式）

負載能力及鋼材厚度換算表

	鋼材厚度		負載能力之比率					
	mm	inch	ELM-3000	ELM-2000	ELM-1000	ELM-600	ELM-300	ELM-100
T1	up 60	up 2.36"	100%	100%	100%	100%	100%	100%
T2	55	2.16"	95%					
T3	50	1.97"	90%	95%				
T4	45	1.77"	85%	90%				
T5	40	1.57"	80%	85%				
T6	35	1.38"	70%	75%	90%			
T7	30	1.18"	60%	65%	80%			
T8	25	0.98"	50%	55%	70%	90%		
T9	20	0.79"	40%	45%	60%	75%	90%	
T10	15	0.59"	30%	35%	50%	60%	70%	
T11	10	0.39"	20%	25%	35%	45%	50%	70%
T12	5	0.20"	10%	15%	20%	25%	30%	40%

負載能力及鋼材平面粗糙度換算表

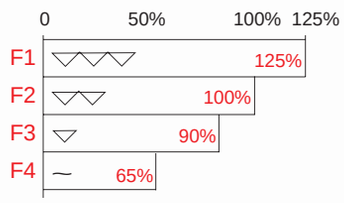

負載能力及鋼材之材質種類換算表



吊重範圍換算公式 ⟶ (TxFxMx 磁盤之吊重能力)

範例：
鋼材條件： T8, F1 及 M2
90% x 125% x 85% x 600kg (ELM-600)=573KG

安全係數 x 3.5 倍 （ELM-3000安全係數×3.0倍）

本吊重磁盤之吊重能力標示為測試吸力之1/3.5。如ELM-600之吊重能力為600kg，但其實際測試吸力為2100kgf。
(大的安全係數，為考慮及確保使用之安全因素)

最大吊重範圍

材料形狀	鋼板 				圓形鋼材 					
型號	最大吊重能力		最小厚度需求		最大吊重能力		最大直徑		最大長度	
	kg	lbs	mm	inch	kg	lbs	mm	inch	mm	inch
ELM-100	100	220	15	0.59"	60	132	150	5.9"	500	20"
ELM-300	300	660	25	0.98"	180	400	250	9.8"	800	32"
ELM-600	600	1320	30	1.18"	360	800	350	13.8"	1200	48"
ELM-1000	1000	2200	40	1.57"	600	1320	450	17.8"	1500	60"
ELM-2000	2000	4400	55	2.16"	1200	2640	550	21.6"	1800	70"
ELM-3000	3000	6600	60	2.36"	1800	3960	650	25.6"	2300	90"

以上圖表為參考值，如欲吊之鋼材超出上述吊重範圍，請於吊離鋼材前先測試，無安全之慮後再行使用，如因故發生危險，則本公司恕不負責。

1172# ECB 永磁式磁力工作台

適用於中、大型工件(可作五面加工)

標準附件：

開關把手-----1組
導磁軟爪-----1組
擋　　板-----1組
導 正 鍵-----2只
開關接頭-----1組

導磁軟爪



開關把手



導 正 鍵



擋　　板



開關接頭

特 點:

1. 全新系列“開關式永久磁力工作台夾具系統”ECB系列，為一新的工件夾持概念，適用於立式及臥式CNC綜合切削加工機及銑床，快速夾持工件，可做5面切削加工，鑽孔、攻牙、銑溝槽一次完成，節省加工流程以降低過多加工程序之重覆公差，並提高工作效率，大幅降低加工成本。
2. 可依工件之大小自由組合磁力工作台之數量、位置及間距。
3. ECB系列附有替換式“導磁軟爪”，可於夾持工件加工前於機器上直接精修“導磁軟爪”，故無論機器是否精密，皆可做到百分百定位加工，“導磁軟爪”亦可於加工工件時直接鑽孔，攻牙或切溝，“導磁軟爪”之使用功能甚多，使用者可針對各種不同工件需求自行製作。
4. 兩個工作流程即完成工件加工，不但大幅提高加工效率又可達到精度要求。

用途及適用範圍:

1. 適用於中、大型工件之切削加工。
2. 替換式導磁軟爪可做多功能之工件夾持加工。
3. 最小工件要求為大於2台磁力工作台面積之工件。
4. 本磁力工作台不適用於小型工件之夾持加工。

注意事項:

1. 夾持工件加工前，請確認已轉至“ON”位置。
2. 本磁力工作台之原理為磁極N.S.轉換成磁場，故置放工件夾持時，請將工件放於磁力工作台兩側中間，如將工件放於單側，則工件無法夾持。
3. 本磁力工作台不適用於小型工件之夾持加工，或非導磁材料，如：銅、鋁、不鏽鋼及合金材料，其最小工件之要求為2台磁力工作台面積之工件。

加工示範圖

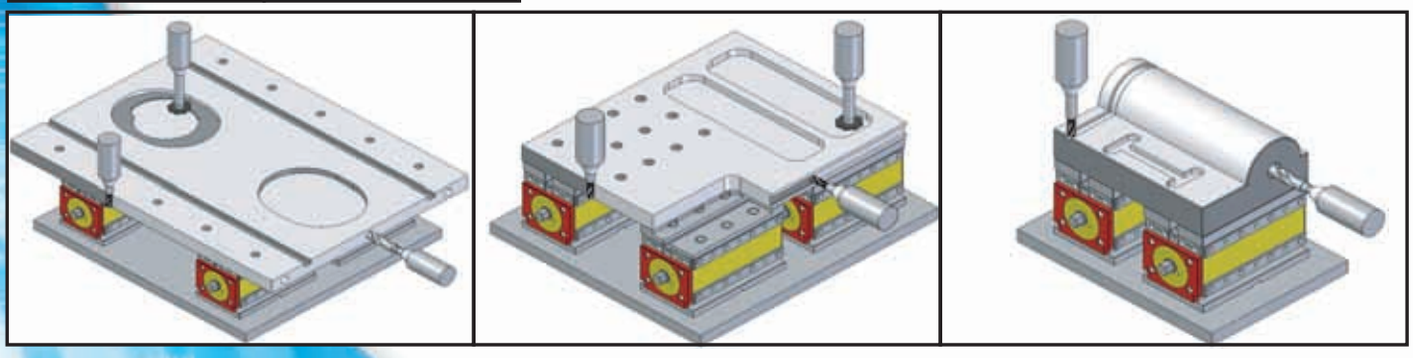

型　號	夾持吸力	最小工件厚度要求	G	G = $^{+0}_{-0.03}$	H	H = $^{+0}_{-0.03}$	淨　重
ECB-210	2100 kgf ±5%	30	115	定寸規格為訂製品	134	定寸規格為訂製品	36 kg
ECB-120	1200 kgf ±5%	20	92.5		108		18 kg
ECB-075	750 kgf ±5%	15	85		78		9.5 kg
ECB-050	500 kgf ±5%	15	61		78		7 kg

"續下頁"

1172# ECB 永磁式磁力工作台

尺寸圖 ECB-210

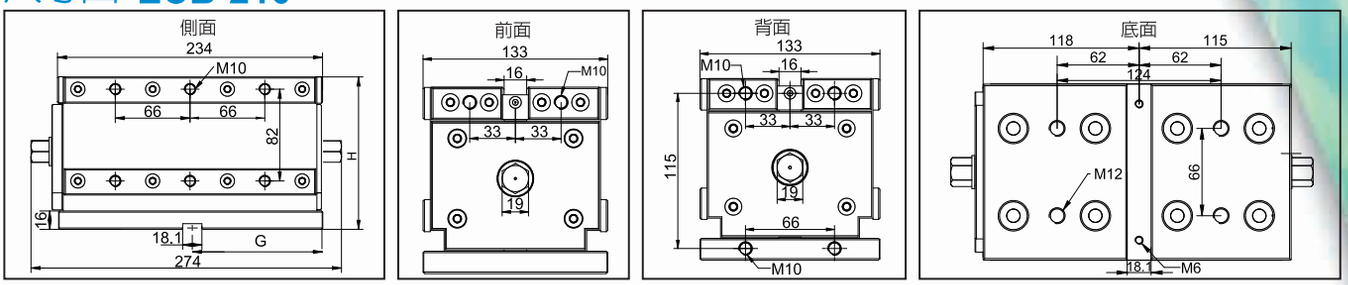

ECB-120

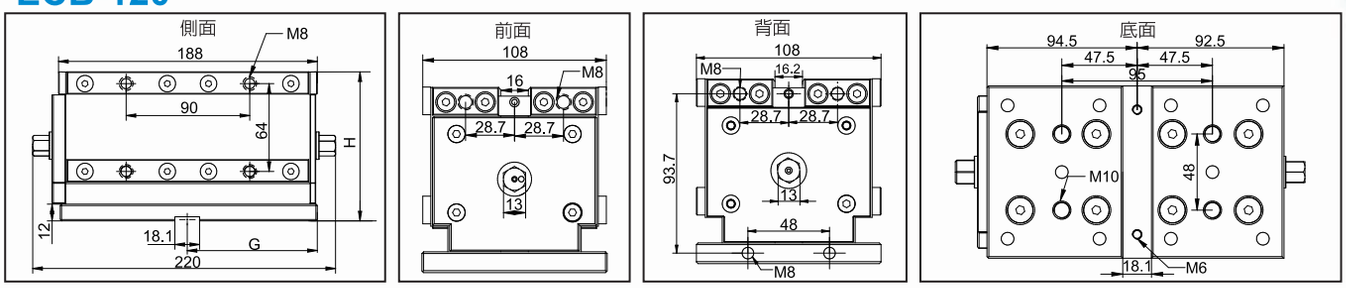

ECB-075

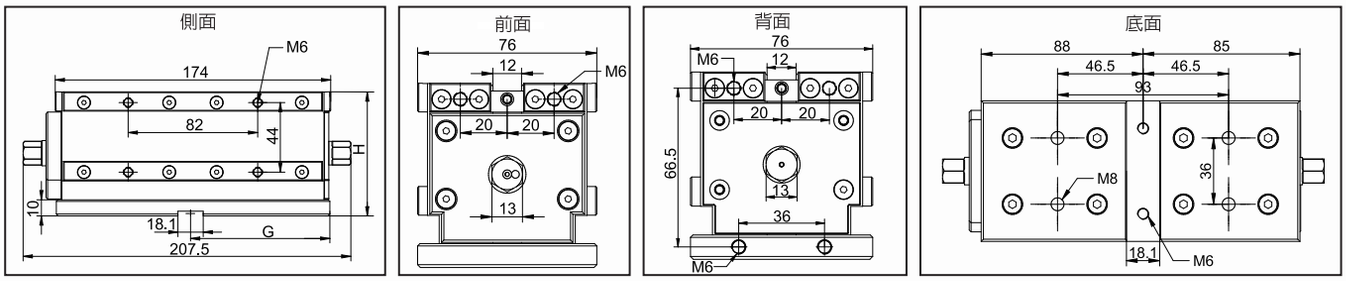

ECB-050

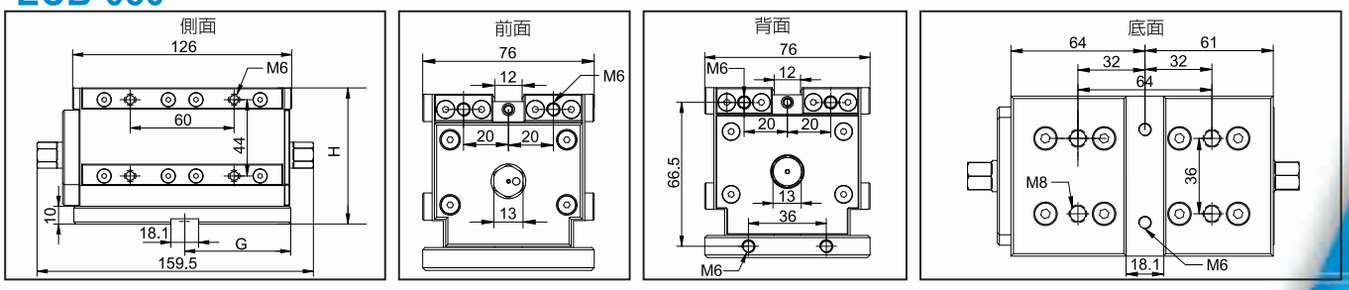

精度控制

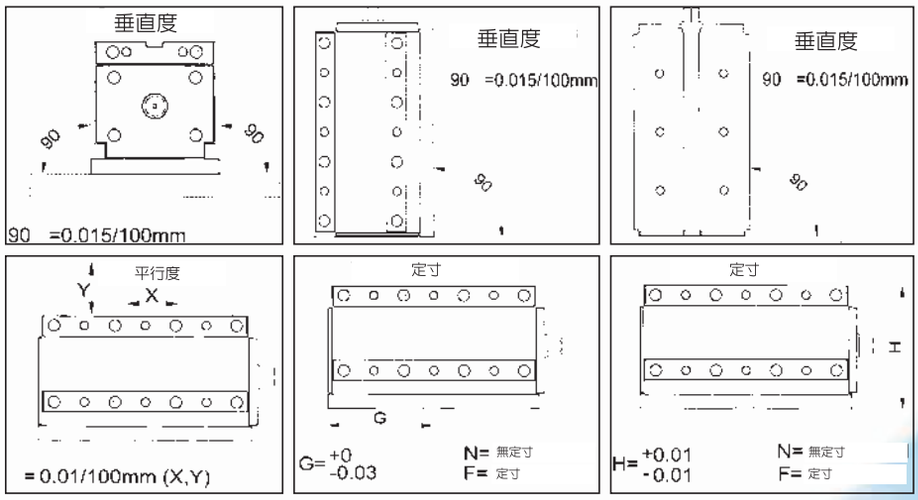

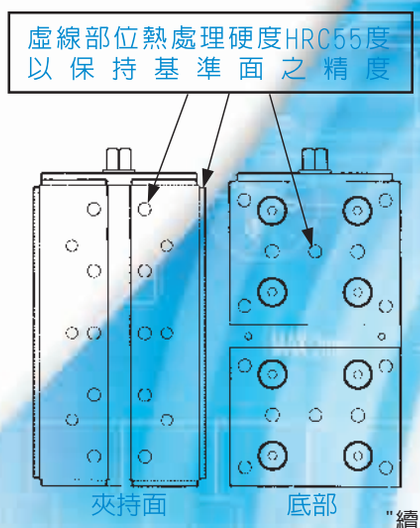

"續下頁"

1172# ECB 永磁式磁力工作台

客戶可依長短需求以現成之六角圓棒自行製作連接桿。

ECB-210 --- 19mm六角圓棒。

ECB-120、075、050 --- 13 mm六角圓棒。

最大及最小間距要求：

單位：mm

型號		ECB-210	ECB-120	ECB-075	ECB-050
側邊間距	最小	100	60	25	25
	最大	1000	600	400	400
前、後距離	最小	70	40	40	40
	最大	500	300	200	200



側邊距離

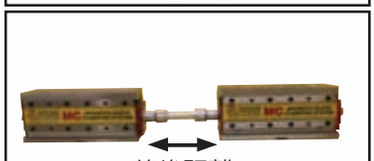

前後距離

使用範例

導磁軟爪：

客戶可依工件形狀及加工需求自行製作特殊導磁軟爪。

（如圖示）

（其材質需求為一般之低碳鐵材皆可使用）



示範圖

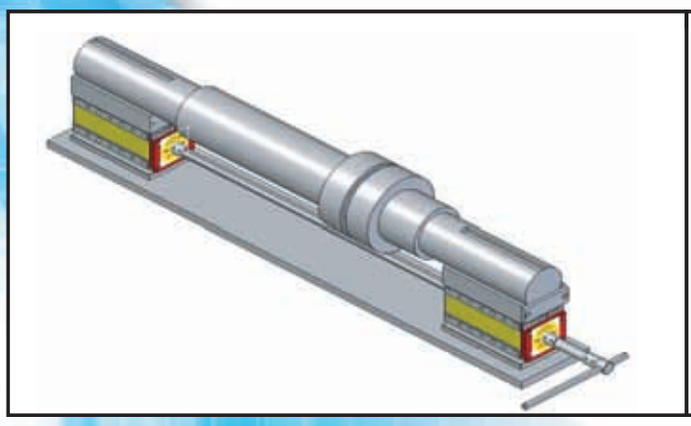

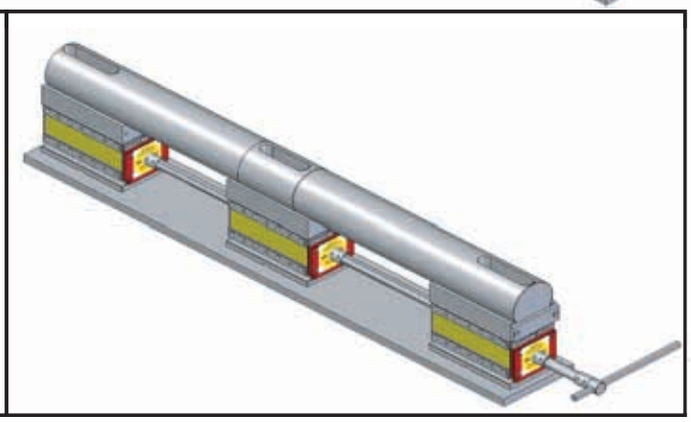

"續下頁"

1172# ECB 永磁式磁力工作台

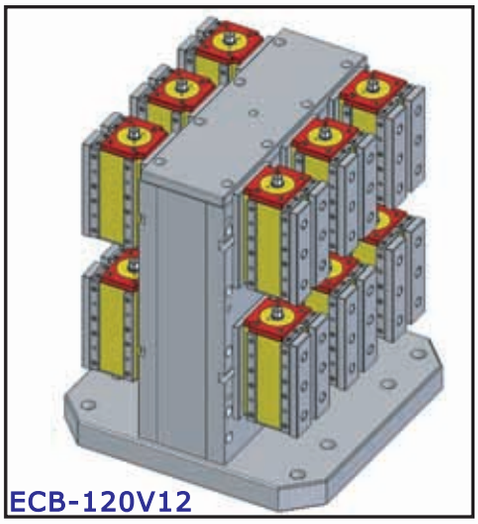

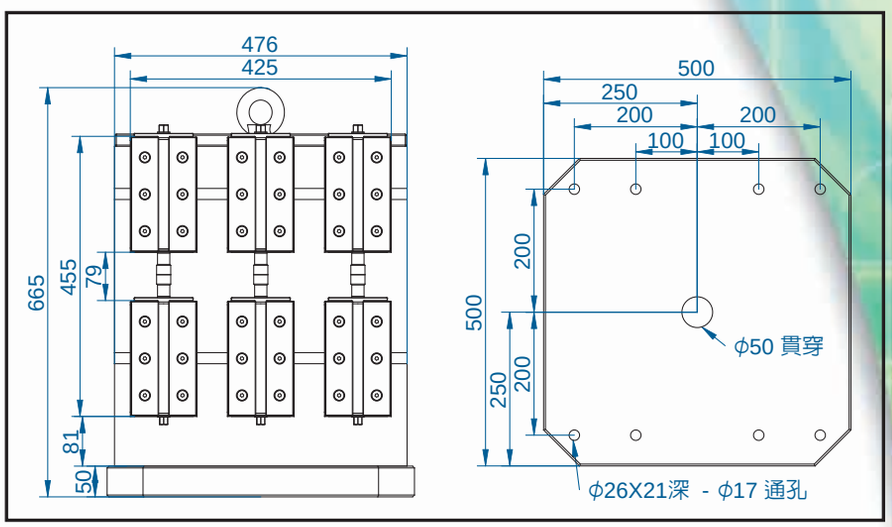

特點及用途:

1. 兩個工件夾持面分別各六台ECB-120磁力工作台，吸力分別為單面各7200 kgf ±5% (1200kgfx6)，可同時夾持2個大型工件做加工。
2. 客戶可依工件需求自行製作、組裝ECB系列永磁式磁力工作台使用。
3. 適用於CNC 臥式綜合切削加工機使用。(可作五面加工)

加工示範圖



1173# EEPM 永磁式電控磁盤

適用於小、中型工件(可作五面加工)



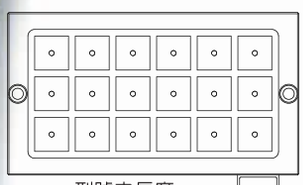

型號之長度
300–400

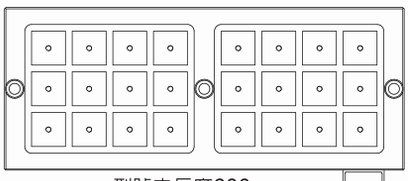

型號之長度600

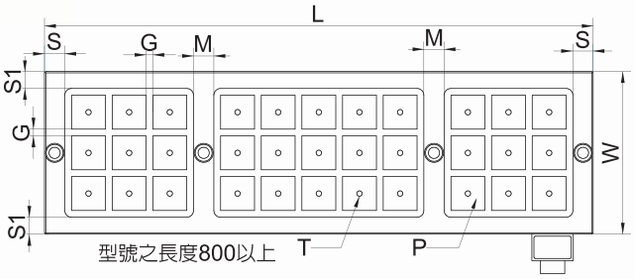

型號之長度800以上

※EEPM系列：磁極尺寸：50×50mm 磁力：1250 kgf/100cm^2 (4個磁極)

單位：mm

型號	尺寸							磁距 G	磁極 P	磁極數	總吸力 kgf ±5%	磁盤淨重	電壓(單相)	電流 AMP	控制器(已含)	電壓(單相)	電流 AMP	控制器(已含)
	W	L	S	S1	M	T	高度											
EEPM-2540	240	430	30	25	-	M8	60	10	50×50	18	5600	50	AC 220V	13A	C1	AC 380V ~ 440V	17A	C1
EEPM-2560	240	590	30	25	30	M8	60	10	50×50	24	7500	69	AC 220V	20A	C1		11A	C1
EEPM-2580	240	810	30	25	30	M8	60	10	50×50	33	10300	92	AC 220V	30A	C1		13A	C1
EEPM-2590	240	870	30	25	30	M8	60	10	50×50	36	11200	98	AC 220V	14A	C2		13A	C1
EEPM-25100	240	990	30	25	30	M8	60	10	50×50	42	13100	111	AC 220V	26A	C2		13A	C2
EEPM-3030	300	310	30	25	-	M8	60	10	50×50	16	5000	44	AC 220V	14A	C1		7A	C1
EEPM-3040	300	430	30	25	-	M8	60	10	50×50	24	7500	61	AC 220V	22A	C1		10A	C1
EEPM-3060	300	590	30	25	30	M8	60	10	50×50	32	10000	82	AC 220V	31A	C1		14A	C1
EEPM-3080	300	810	30	25	30	M8	60	10	50×50	44	13700	116	AC 220V	25A	C2		15A	C2
EEPM-3090	300	870	30	25	30	M8	60	10	50×50	48	15000	123	AC 220V	25A	C2		16A	C2
EEPM-30100	300	990	30	25	30	M8	60	10	50×50	56	17500	138	AC 220V	32A	C2		13A	C2
EEPM-4040	420	430	30	25	-	M8	60	10	50×50	36	11200	84	AC 220V	13A	C2		13A	C1
EEPM-4050	420	490	30	25	-	M8	60	10	50×50	42	13100	95	AC 220V	26A	C2		13A	C2
EEPM-4060	420	590	30	25	30	M8	60	10	50×50	48	15000	116	AC 220V	23A	C2		17A	C2
EEPM-4080	420	810	30	25	30	M8	60	10	50×50	66	20600	159	AC 220V	30A	C2		13A	C2
EEPM-4090	420	870	30	25	30	M8	60	10	50×50	72	22500	169	AC 220V	14A	C4		25A	C2
EEPM-40100	420	990	30	25	30	M8	60	10	50×50	84	26200	193	AC 220V	25A	C4		13A	C4
EEPM-5060	480	590	30	25	30	M8	60	10	50×50	56	17500	129	AC 220V	32A	C2		13A	C2
EEPM-5080	480	810	30	25	30	M8	60	10	50×50	77	24000	185	AC 220V	16A	C4		14A	C4
EEPM-5090	480	870	30	25	30	M8	60	10	50×50	84	26200	196	AC 220V	25A	C4		14A	C4
EEPM-50100	480	990	30	25	30	M8	60	10	50×50	98	30600	219	AC 220V	24A	C4		13A	C4
EEPM-6060	600	590	30	25	30	M8	60	10	50×50	72	22500	165	AC 220V	15A	C4		25A	C2
EEPM-6080	600	810	30	25	30	M8	60	10	50×50	99	30900	215	AC 220V	24A	C4		15A	C4
EEPM-6090	600	870	30	25	30	M8	60	10	50×50	108	33700	240	AC 220V	18A	C4		17A	C4
EEPM-60100	600	990	30	25	30	M8	60	10	50×50	126	39300	274	AC 220V	28A	C4		23A	C4
EEPM-8080	755	810	30	25	30	M8	60	10	50×50	121	37800	271	AC 220V	31A	C4		13A	C4

控制器	電壓(單相)	吸磁時間	退磁時間	電壓(單相)	吸磁時間	退磁時間	
C1	AC 220V	1 秒	1 秒	AC 380V~440V	1 秒	2 秒	左列數據為1台EEPM磁盤搭配控制器所需吸、退磁時間表。
C2	AC 220V	1 秒	2 秒	AC 380V~440V	2 秒	3 秒	
C3	AC 220V	2 秒	3 秒	AC 380V~440V	3 秒	6 秒	

"續下頁"

1173# EEPM 永磁式電控磁盤

特 點:

1.永久磁盤電控式結構設計；3~10 秒鐘充、退磁，使用時不須持續供電，無溫升，可長時間使用，不會因溫度升高導致工件變形影響精度。
2.配合導磁軟爪使用，加工時刀具暢行無阻，可作五面加工、鑽孔、攻牙、銑溝槽、成形加工一次完成；大幅提升工作效率，減少重複定位公差達到精度要求。
3.徹底縮短工件裝置時間。
4.夾持面積能平均涵蓋完整加工範圍，可同時加工多件工作物，改善加工流程時間。

用途及適用範圍:

1.EEPM系列適用於小、中型工件之綜合切削加工。
2.EEPM-D系列適用於中、大型工件之綜合切削加工。
3.EEPM-E系列適用於大型工件之綜合切削加工。
4.工件厚度要求10mm以上。
5.工件夾持最適當條件–至少要有4個以上磁極接觸面。
6.配合導磁軟爪及滑動性彈簧塊使用，可做更多功能之工件夾持加工。（詳細請參閱特別附件之說明）

表面切銑及側面鑽孔

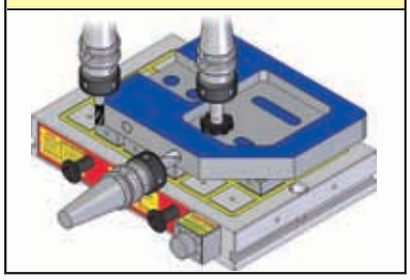

多件式工件複合加工

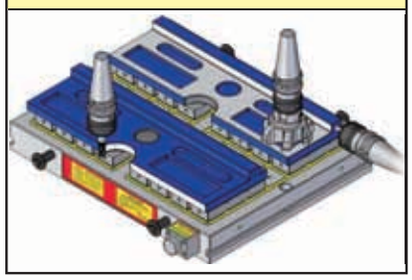

穿孔及五面加工

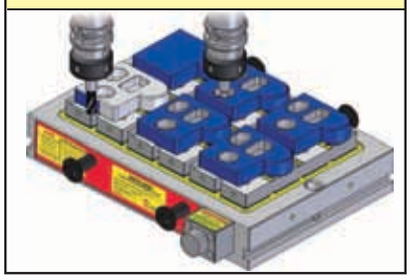

圓形工件溝槽及平面加工

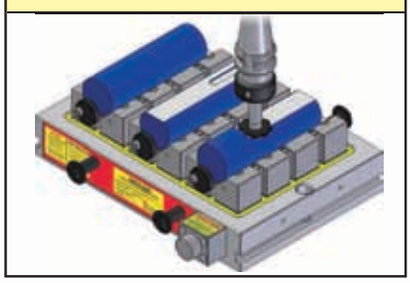

模座3D成形加工

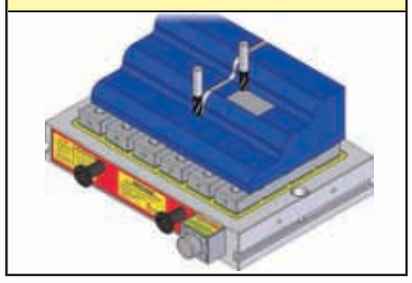

不規則鑄件成形加工

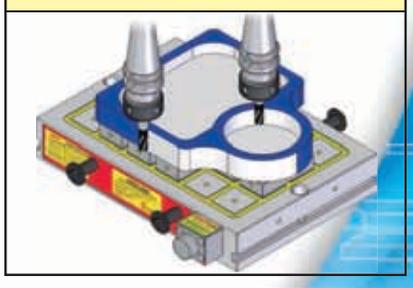

多件工件直線平銑及側銑



鑽孔側銑加工

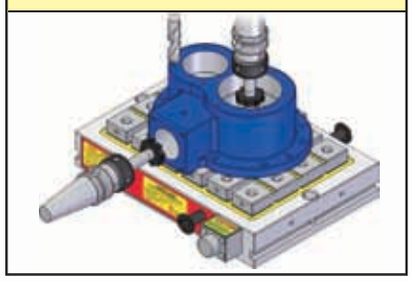

鑄銑件平面加工



"續下頁"

1173# EEPM 永磁式電控磁盤

加工示範圖










"續下頁"

1173# EEPM 永磁式電控磁盤

客戶可依機器功能、工件樣式、加工方式之需求訂製特殊規格EEPM磁盤，以提高加工效率及品質。

範 例

用於鐵軌加工

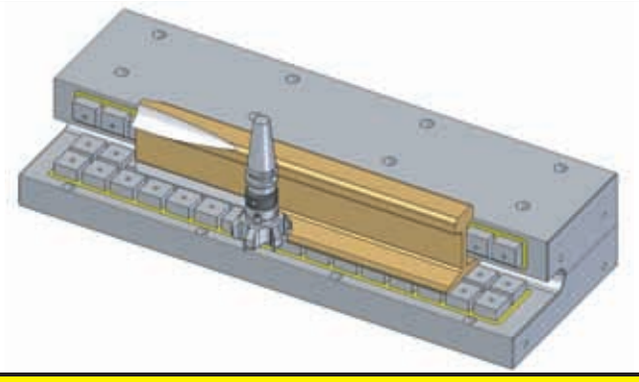

用於線軌精磨

用於線切割機器　模具定位夾持



用於斜度工件精磨



用於剪床　模具定位夾持

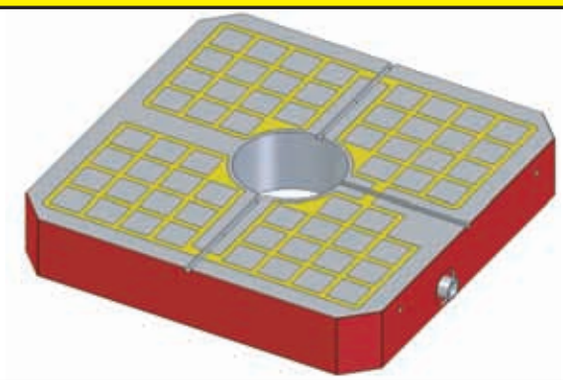

用於特殊四軸精密分度裝置

用於CNC龍門銑床加工大型及中型多件工件5面加工



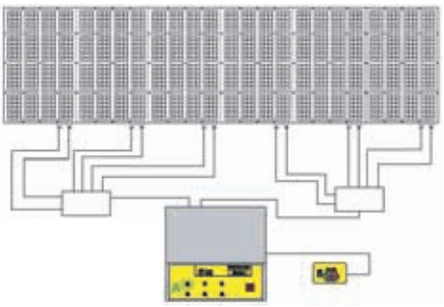

1174# EEPM-IB 特別附件–導磁軟爪

特 點:

1. 導磁軟爪EEPM-IB系列。用於配合EEPM系列磁盤使用可提升更多工件夾持之功能，如圓形工件、不規則形狀工件之夾持加工，亦可用導磁軟爪做定位加工、角度加工等多功能使用。
2. 可提升磁盤之使用壽命：建議儘量使用導磁軟爪夾持工件做加工處理，因工件不須直接接觸磁盤面，故磁盤面可永保如新。
3. 方便性及精度：磁盤固定於工作台上不須精確的校正平行度，因導磁軟爪為一替換性及消耗性之特別附件，夾持工件前可於機器上直接精修平面，其平行度可100%與機器成平行狀態。亦可依工件之需求加工成各種不同形狀夾持工件，可輕易的做五面加工。

高度：25mm	高度：50mm	高度：75mm
 EEPM-IB225	 EEPM-IB250	
 EEPM-IB325	 EEPM-IB350	
 EEPM-IB425	 EEPM-IB450	 EEPM-IB475
 EEPM-IB625	 EEPM-IB650	 EEPM-IB675

加工示範圖

使用25高導磁軟爪做不規則工件五面加工	直接於導磁軟爪上加工定位槽，做多件工件五面加工	使用25高及75高導磁軟爪做定位平面加工
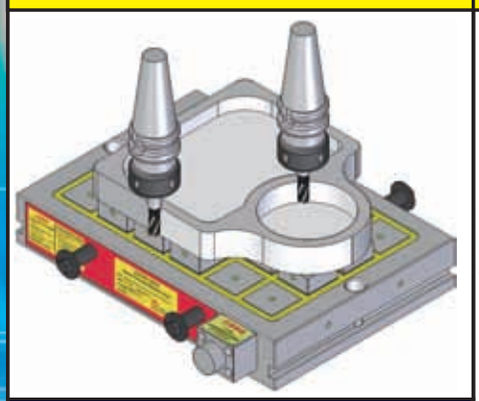		
使用25高導磁軟爪做多件工件五面加工		使用25高及50高導磁軟爪做定位平面加工
	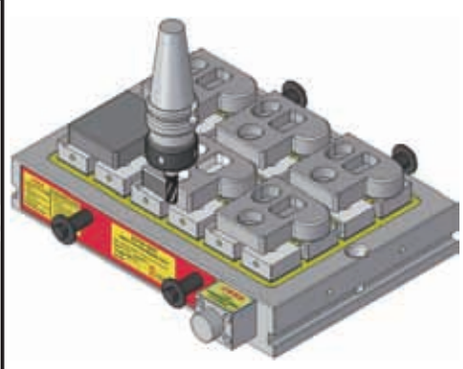	

1175# EEPM-IBT 特別附件–導磁塊

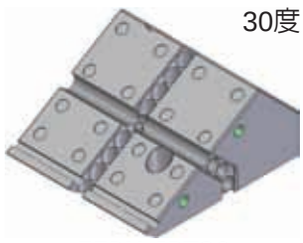
30度
EEPM-IBT30

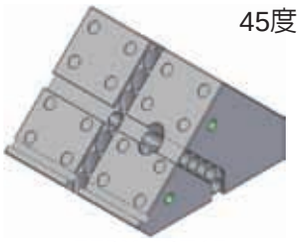
45度
EEPM-IBT45

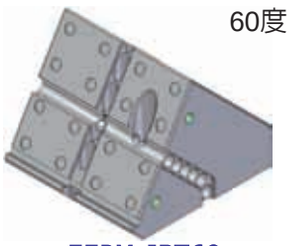
60度
EEPM-IBT60


90度
EEPM-IBT90

加工示範圖






1176# EEPM-IBT 特別附件–導磁塊

90度


EEPM-IB90V3


EEPM-IB90V4


EEPM-IB90V6

120度


EEPM-IB120V3


EEPM-IB120V4


EEPM-IB120V6


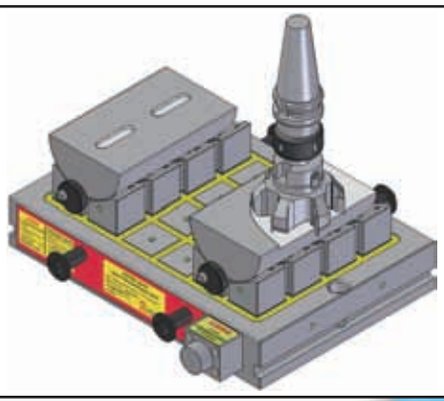

1177# EEPM-PS40 特別附件–定位檔塊


EEPM-PS40

小型工件因吸磁面積較小，加工時容易移動，請儘量利用定位擋塊，加工時朝定位方向進刀，確保工件不移動。



1178# EEPM-SP 特別附件–彈簧塊

彈簧塊

EEPM-SP

固定塊



EEPM-SPF

1. 適用於鑄鐵、不規則及平面彎曲之工件使用，工件加工後不變形。
2. 每一工件須配合3個固定塊做為工件夾持之基準面。(如圖示)
3. 彈簧塊之伸縮範圍為上下各2.5mm。

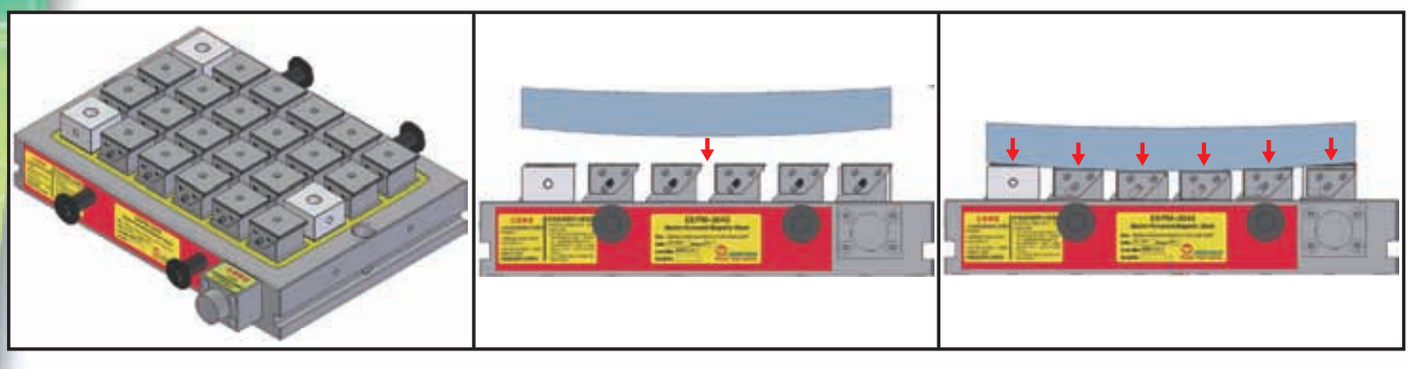

1179# EEPM-ISP 特別附件–導磁面板



EEPM-ISP

1. 適用於量多不規則及小型工件使用，可同時加工多個工件。
2. 一台EEPM磁盤可使用多個導磁面板，做為替換加工多種不同形狀之工件。
3. 使用方法:將導磁面板固定於磁盤上，再於機器上直接加工工件之形狀(深度約1~2mm)即可開始夾持工件加工。(如圖示)
4. 訂購時請告知欲使用之EEPM磁盤型號及規格。

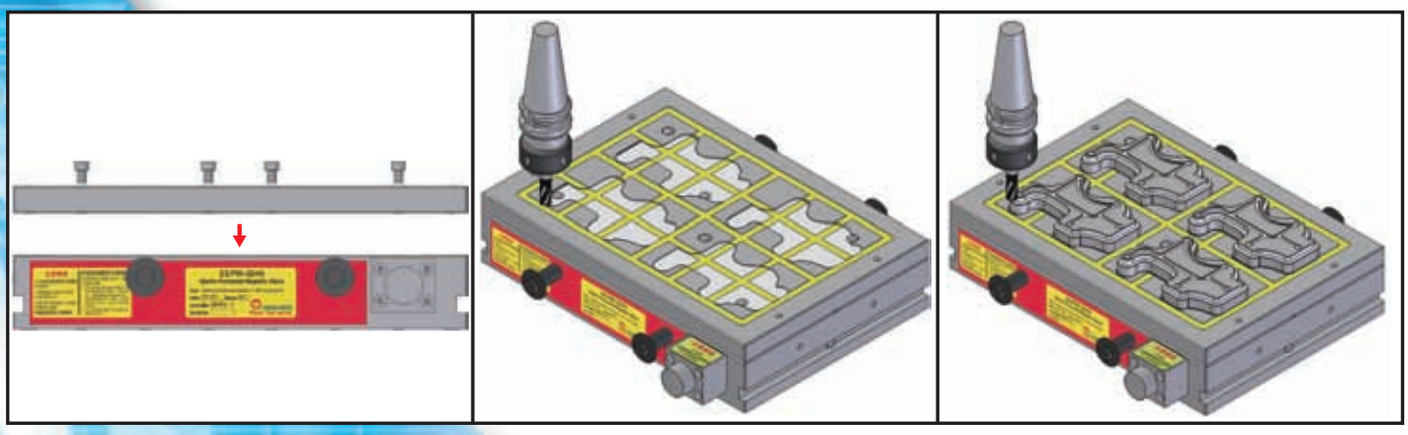

1180# 超強力型電磁盤(Super Heavy-duty Electromagnetic Chuck)

磁場強度1200GAUSS以上
Magnetic field intensity: Higher than 1200 GAUSS

用途：適用於銑床、鑽床、鉋床等重切削之作業。

特點：●磁場集中達到超強之吸著力。
●可依工件之特殊形狀設計間距。
●吸著面之尺寸可依客戶需要設計成一體或多塊組合型。
●特殊高度、電壓可以訂製。

APPLICATION:
Suitable for heavy cutting on milling machine, drilling machine and planer.

FEATURES:
●The concentrated magnetic field provides super attraction capability.
●Special pitch desigh is available according to special shape of workpiece.
●The attraction surface size can be designed to be a monoblock assembly or multiblock combination depending on customer's request.
●Voltage can be supplied upon request for special height.

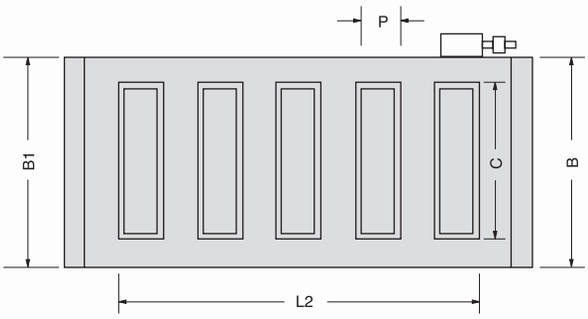

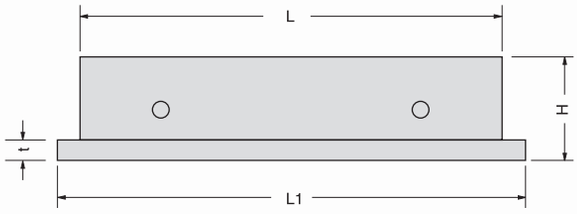

※需搭配10A~20A IC自動脫磁器

單位:mm

型式 MODEL	尺寸 DIMENSION	磁盤運用面 FACE PLATE				磁極距 FOLE PITCH	安置面 BOTTOM PLATE			高度 HEIGHT (H)	重量 WEIGHT (KG)	價 格
		B	L	C	L2	P	B	L1	t			
GLEA-816	200×400	200	400	172	340	26(6+20)	200	450	18	108	56	
GLEA-820	200×500	200	500	172	440	23(6+17)	200	550	18	108	70	
GLEA-1020	250×500	250	500	216	440	23(6+17)	250	550	20	108	90	
GLEA-1224	300×600	300	600	266	540	23(6+17)	300	650	20	108	118	
GLEA-1632	400×800	400	800	360	740	32(8+24)	400	850	23	115	236	
GLEA-1640	400×1000	400	1000	360	930	35(8+27)	400	1050	23	115	308	
GLEA-2040	500×1000	500	1000	455	930	35(8+27)	500	1050	23	115	385	
GLEA-2048	500×1200	500	1200	410	1140	36.5 (8+28.5)	500	1250	23	115	456	
GLEA-2060	500×1500	500	1500	455	1440	36.5 (8+28.5)	500	1550	25	120	603	
GLEA-2440	600×1000	600	1000	554	930	35(8+27)	600	1050	23	113	450	
GLEA-2448	600×1200	600	1200	554	1140	37(8+29)	600	1250	23	120	554	
GLEA-2460	600×1500	600	1500	554	1440	36.5 (8+28.5)	600	1550	25	120	724	

1181# 伸縮扭力攻牙器 (With Length Compensation Tap Holders)

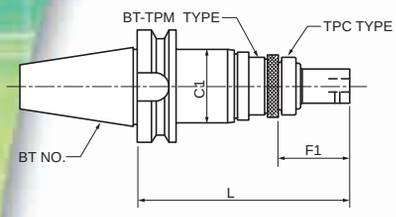

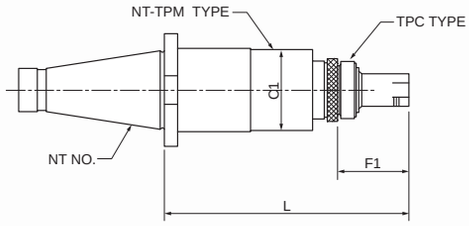

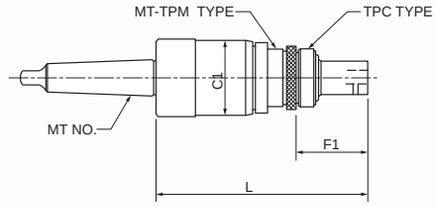

★配合轉速：400~600RPM

規　　格	範　圍	C1	F1	F1	L	使用筒夾	價 格
BT40-TPA316	M3~M16	53	10	20	150	TPA316	
BT50-TPA316					150		
NT40-TPA316					130		
MT 3-TPA316					130		
MT 4-TPA316					130		
BT40-TPA830	M8~M30	68	10	25	200	TPA830	
BT50-TPA830					200		
NT40-TPA830					160		
NT50-TPA830					220		
MT 4-TPA830					180		

1182# 扭力攻牙筒夾 (With Safety Clutch Adapters)

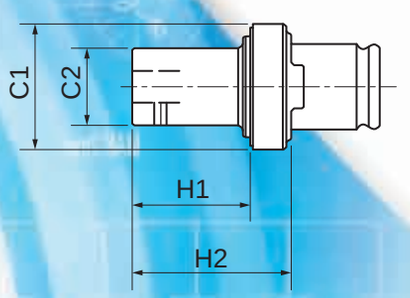

規　格	絲 攻 規 格	H1	H2	C1	C2	價 格
TPA316	M3~M14	27	47	33	20	
TPA316	W1/8"~W7/16"	27	47	33	20	
TPA316	M16,W1/2",5/8", PT1/8,1/4	27	47	33	25	
TPA830	M8~M16,W5/16"~5/8"	43	62	51	30	
TPA830	M18~M27,W3/4"~W1" TP1/8"~3/4"	43	62	51	36	

1183# 短型伸縮攻牙器(Short Type Length Compensation Tap Holder)

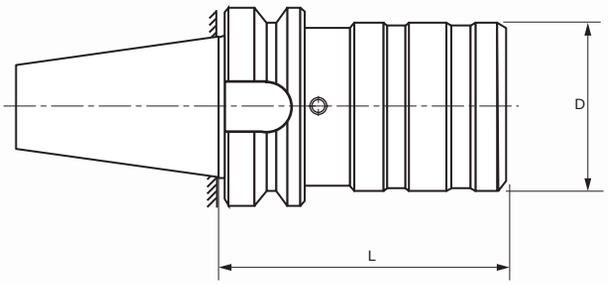

BT30,40,50

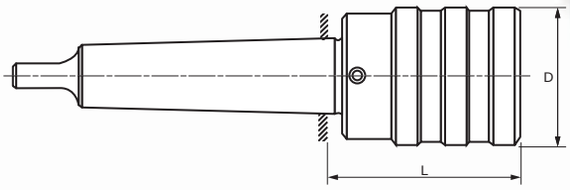

MT2,3,4,5

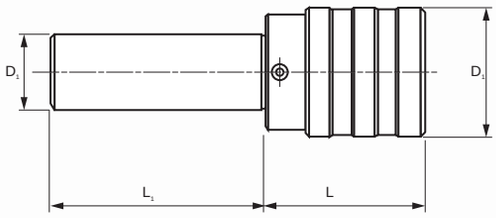

直柄C20,C32

型式	規格	攻牙能力	絲攻筒夾	軸向補正 縮	軸向補正 伸	本體外徑D	L	重量(KG)	價格
THLK115	BT30	M3-M14	1	7.5	7.5	36	57	0.6	
	BT40						67	1.1	
	BT50						100	3.8	
	MT2						46	0.2	
	C20						40	0.34	
THLK225	BT30	M8-M24	2	12.5	12.5	53	95	1.1	
	BT40						94	1.6	
	BT50						102	2.4	
	MT3						70	0.8	
	MT4						77	1.1	
	C25						65	0.8	
	C32						65	0.8	
THLK340	BT40	M14-M36	3	20	20	78	163	3.8	
	BT50						163	5.7	

1184# 扭力攻牙器 (TH Type Quick Change Tap Holders)

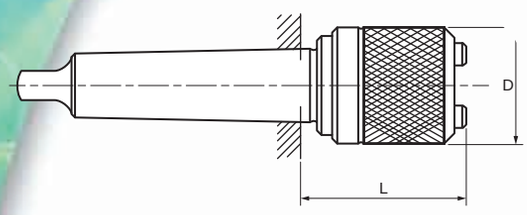

TH-MT

規　　格	TH-0	TH-1	TH-2	TH-3	TH-4
攻 牙 能 力	M3~M8	M3~M14	M6~M24	M16~M40	M22~M50
外　　徑	23	32	50	72	95
L	39	44	61	91	109
MT柄 / 價格	MT1	MT2	MT3	MT4	MT5
JT柄 / 價格	JT2	JT6	JT6		
JT柄附牙 / 價格	JT2T	JT6T	JT6T		
Tr柄 / 價格	Tr16x1.5	Tr20x2	Tr28x2	Tr36x2	Tr48x2
直柄 / 價格		C20x80ℓ	C20,32x80ℓ C25	C32x100ℓ	

1185# 軸向伸縮攻牙器(THL Type With Length Compensation Tap Holder)

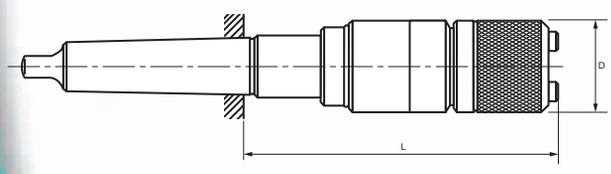

THL-MT

規　　格	THL-030	THL-140	THL-240	THL-340	THL-460
攻 牙 能 力	M3~M8	M3~M14	M6~M24	M16~M40	M22~M50
伸　縮　量	±15m/m	±20m/m	±20m/m	±20m/m	±30m/m
外　　徑	23	35	50	72	95
L	105	138	157	204	260
MT柄 / 價格	MT1	MT2	MT3	MT4	MT5
JT柄 / 價格	JT2	JT6	JT6		
JT柄附牙 / 價格	JT2T	JT6T	JT6T		
Tr柄 / 價格	Tr16x1.5	Tr20x2	Tr28x2	Tr36x2	Tr48x2

1186# 徑向浮動攻牙器(THP Type With Radial Parallel Float Tap Holder)

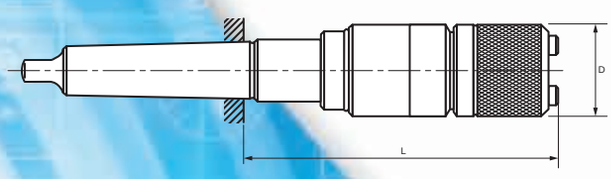

THP-MT

規　　格	THP-0	THP-1	THP-2	THP-3	THP-4
攻 牙 能 力	M3~M8	M3~M14	M6~M24	M16~M40	M22~M50
浮　動　量	0.25m/m	0.5m/m	1m/m	1.5m/m	2m/m
外　　徑	23	32	50	72	95
L	59	65	91	132	162
MT柄 / 價格	MT1	MT2	MT3	MT4	MT5
JT柄 / 價格	JT2	JT6	JT6		
JT柄附牙 / 價格	JT2T	JT6T	JT6T		
Tr柄 / 價格	Tr16x1.5	Tr20x2	Tr28x2	Tr36x2	Tr48x2

1187# 伸縮浮動攻牙器 (THLP TYPE With length Compensation and Radial Parallel Float Tap Holder)

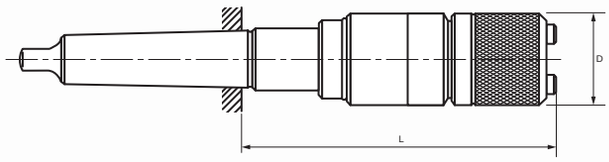

THLP-MT

規　　格	THLP-030	THLP-140	THLP-240	THLP-340	THLP-460
攻 牙 能 力	M3~M8	M3~M14	M6~M24	M16~M40	M22~M50
外　　徑	23	35	50	72	95
L	127	148	181	238	307
MT柄 / 價格	MT1	MT2	MT3	MT4	MT5
JT柄 / 價格	JT2	JT6	JT6		
JT柄附牙 / 價格	JT2T	JT6T	JT6T		
Tr柄 / 價格	Tr16x1.5	Tr20x2	Tr28x2	Tr36x2	Tr48x2

1188# 安全扭力筒夾 (Quick Change Adapters)

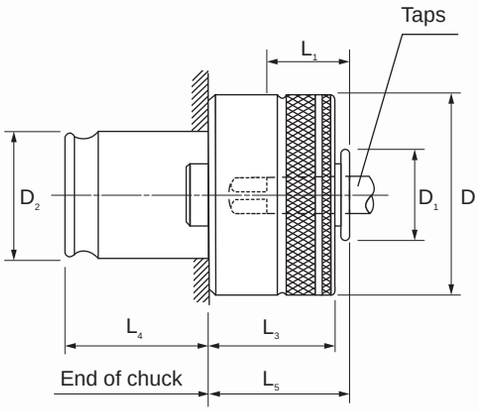

安全扭力筒夾(With Safety Clutch)

規　　格	TCS-0B	TCS-1B	TCS-2B	TCS-3B	TCS-4B
攻 牙 能 力	M3~M8	M3~M14	M6~M24	M16~M38	M22~M48
L3	20	25	31	41	61
D2	13	19	31	48	60
價格					

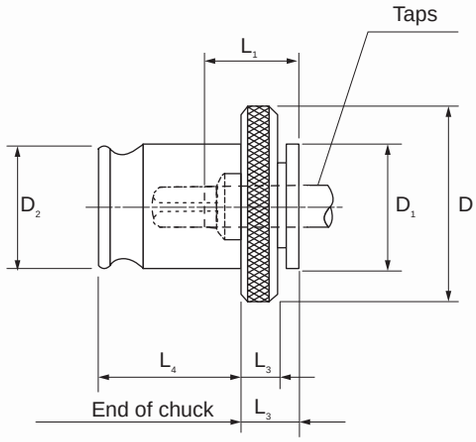

無扭力筒夾(Without Safety Clutch)

規　　格	TC-0	TC-1	TC-2	TC-3	TC-4
攻 牙 能 力	M3~M8	M3~M14	M6~M24	M16~M38	M22~M48
L3	4	4	5	6	13
D2	13	19	31	48	60
價格					

1189# ER伸縮攻牙器 (ER Type Length Compensation Tap Holder)

直柄 C20,25,32

攻牙範圍:ER16:M3~M10
ER20:M3~M16
ER32:M3~M25
筒夾另計

規　　格	柄　徑	D	L	價 格
C20100-ET-ER16	C20x100L	28	47	
C20100-ET-ER20	C20x100L	34	70	
C2580-ET-ER20	C25x80L	34	80	
C32100-ET-ER32	C32x100L	50	110	

斜柄 BT40,BT50

規　　格	柄　徑	D	L	價 格
BT40-ET-ER20	BT40	34	100	
BT40-ET-ER32	BT40	50	100	
BT50-ET-ER20	BT50	34	120	
BT50-ET-ER32	BT50	50	100	

1190# 鑽床攻牙器(Drilling & Tapping Holders)

規格	攻牙能力	附　　件	價格組	本體
TP-MT3	M6~M33 W1/4~W 11/4 PT1/8~PT11/4	本體 ×1支 絲攻筒夾 ×6支 斜柄筒夾 ×1支 夾頭筒夾 ×1支		
TP-MT4				
TP-MT5				

規　　格	D	價 格
TPC-絲攻筒夾	M6~M33 W1/4~W 13/8 PT1/8~PT11/8	
TPC-絲攻筒夾	M38,W11/2,PT11/4以上	
TPC-斜柄筒夾	MT1,MT2,MT3	
	MT4	
TPC-夾頭筒夾	JT6	

1191# 冷凍空氣產生器(Single-Point & Cold Air System)


AC-30


AC-30A


AC-30/80B/100B


AC-30C


AC-30D


AC-30E

特點：

1. 使用冷空氣於切削上做乾式切削。
2. 使用冷空氣作用專用模具冷卻及清潔工具
3. 使用空壓機之空氣可使噴出空氣變為冰冷空氣。
4. 空壓機出口空氣需無水份。
5. 空壓機最小為 2HP 以上(馬力越大產生的冷空氣愈冷)。
6. 產生之冷空氣最低可零下40°C。
7. 可使用於鑽床、銑床、車床、中心切削機、專用切削機及模具冷卻。

規格	內容	價格
AC-30	本體	
AC-30A	本體與磁座	
AC-30/80B	本體與油壓萬向磁座80kg	
AC-30/100B	本體與油壓萬向磁座100kg	
AC-30C	本體與油壓萬向架	
AC-30D	本體與固定架	
AC-30E	綜合加工中心應用	

1192# 短臂型氣動攻牙機(Flexible Arm Tapping Machine)

單位：m/m

規　格	AQ1-08-950	AQ1-12-950	AQ2-16-950	AQ2-22-1000	AQ2-27-1000
攻牙能力	M2~M8	M3~M12	M3~M16	M3~M22	M3~M27
轉　速	700RPM	400RPM	300RPM	120/300RPM	70/220RPM
工作距離	100~950	100~950	100~950	100~1000	100~1000
附 筒 夾	TCS1Bx6只	TCS1Bx6只	TCS2Bx6只	TCS2Bx6只	TCS2Bx6只
價　格					

1193# 中臂型氣動攻牙機(Flexible Arm Tapping Machine)

單位：m/m

規　格	AS1-08-1400	AS1-12-1400	AS2-16-1400
攻牙能力	M2~M8	M3~M12	M3~M16
轉　速	700RPM	400RPM	300RPM
工作距離	200~1400	200~1400	200~1400
附 筒 夾	TCS1Bx6只	TCS1Bx6只	TCS2Bx6只
價　格			

1194# 中臂型氣動攻牙機(Flexible Arm Tapping Machine)

單位：m/m

規　格	AT1-08-1600	AT1-12-1600	AT2-16-1600
攻牙能力	M2~M8	M3~M12	M3~M16
轉　速	700RPM	400RPM	300RPM
工作距離	500~1600	500~1600	500~1600
附 筒 夾	TCS1Bx6只	TCS1Bx6只	TCS2Bx6只
價　格			

1195# 長臂型氣動攻牙機(Flexible Arm Tapping Machine)

單位：m/m

規　格	AT1-08-1900	AT1-12-1900	AT2-16-1900	AT2-20-1900	AT2-22-1900	AT2-27-1900
攻牙能力	M2~M8	M3~M12	M3~M16	M3~M20	M3~M22	M3~M27
轉　速	700PRM	400PRM	300PRM	150/400PRM	120/300PRM	70/220PRM
工作距離	200~1900	200~1900	200~1900	200~1900	200~1900	200~1900
附 筒 夾	TCS1Bx6只	TCS1Bx6只	TCS2Bx6只	TCS2Bx6只	TCS2Bx6只	TCS2Bx6只
價　格						

1196# 氣動攻牙器特別附件 (Special Accessories of Tapping Machine)

可用於0°~90°角度調整(Adjustable 0°~90°)

Model	適用機種	重量	價 格
AT12-90°	AT1-08, AT1-12	1.1kg	
AT20-90°	AT1-16, AT2-20 AT2-22, AT2-27	1.5kg	

1197# 手持氣動攻牙機 (Pneumatic Tapping Tool)

ATH-12-1

ATH-12-3

ATH-12-2

Model	Capacity 攻牙能力	RPM 主軸轉速	Spindle Type	Nm^3/min 空氣流量	m/m 空氣管	Weight 重量	附件. parts	價格
ATH12-1	M2-M12	250	HTP/B12(萬向)	0.4	9.5	2.5	板手	
ATH12-2	M2-M12	250	CAP10/B12	0.4	9.5	2.5	板手	
ATH12-3	M2-M12	250	TH1/B12(附扭力)	0.4	9.5	4	六個扭力筒夾+板手	

1198# 絲攻柄徑四角尺寸表 (Tap Shank Dimensions)

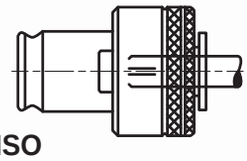

JIS

Metric	UNC	Dimension Dia ϕ	Dimension Square □
M2		3	2.5
M3		4	3.2
M4 M4.5		5	4
M5 M5.5		5.5	4.5
M6	W 1/4	6	4.5
	W 5/16	6.1	5
M8 M7		6.2	5
M10 M9	W 3/8	7	5.5
M11	W 7/16	8	6
M12		8.5	6.5
	W 1/2	9	7
M14 M15	W 9/16	10.5	8
	W 5/8	12	9
M16		12.5	10
M17		13	10
M18	W 3/4	14	11
M20		15	12
M22	W 7/8	17	13
M24 M25		19	15
M26 M27	W 1	20	15
M28		21	17
	W1 1/8	22	17
M30		23	17
M32	W1 1/4	24	19
M33		25	19
M34 M35	W1 3/8	26	21
M36 M38		28	21
M39 M40	W1 1/2	30	23
M42	W1 5/8	32	26
M45	W1 3/4	35	26
M48	W1 7/8	38	29

PT	PF		
1/8	1/8	8	6
1/4	1/4	11	9
3/8	3/8	14	11
1/2	1/2	18	14
	5/8	19	15
3/4	3/4	23	17
	7/8	24	19
1	1	26	21
	1 1/8	28	21
1 1/4	1 1/4	32	26
1 3/8	1 3/8	35	26
1 1/2	1 1/2	38	29

DIN

Dimension dia. ×Square	DIN 352	DIN 371
2.5×2.1	M1	M1
	M1.1	M1.1
	M1.2	M1.2
2.5×2.1	M1.4	M1.4
	M1.6	M1.6
	M1.8	M1.8
2.8×2.1	M2	M2
	M2.2	M2.2
	M2.5	M2.5
3.5×2.7	M3	M3
4×3	M3.5	M3.5
4.5×3.4	M4	M4
6×4.9	M5	M5
	M6	M6
	M8	
7×5.5	M10	
8×6.2		M8
9×7	M12	
10×8		M10
11×9	M14	
12×9	M16	
14×11	M18	
16×12	M20	
18×14.5	M22	
18×14.5	M24	
20×16	M27	
22×18	M30	
25×20	M33	
28×22	M36	
32×24	M39	
32×24	M42	
36×29	M45	
36×29	M48	
40×32	M52	
45× 35	M56	
45× 35	M60	

ISO

Dimension dia. ×Square	Metric	
2.24×1.8	M3	
2.5×2.0	M3.5	M2
2.8×2.24		M2.2
2.8×2.24		M2.5
3.15×2.5	M4	M3
3.55×2.8	M4.5	M3.5
4×3.15	M5	M4
4.5×3.55	M6	
5×4		M5
6.3×5	M8	M6
8×6.3	M10	M8
9×7.1	M12	
10×8		M10
11.2×9	M14	
12.5×10	M16	
14×11.2	M18	
14×11.2	M20	
16×12.5	M22	
18×14	M24	
20×16	M27	
20×16	M30	
22.4×18	M33	
25×20	M36	
28×22.4	M39	
	M42	
31.5×25	M45	
	M48	
35.5×28	M52	
	M56	
40×31.5	M60	
	M64	

ANSI (USA) / INCH

Dimension Shank	Dimension Square	Much. Screw Size No.	Nominal Factional Diameter Inches
0.141	0.110	0	1/16
0.141	0.110	1	
0.141	0.110	2	
0.141	0.110	3	3/32
0.141	0.110	4	
0.141	0.110	5	1/8
0.141	0.110	6	
0.168	0.131	8	5/32
0.194	0.152	10	3/16
0.220	0.165	12	
0.255	0.191	14	1/4
0.318	0.238		5/16
0.381	0.286		3/8
0.323	0.242		7/16
0.367	0.275		1/2
0.429	0.322		9/16
0.480	0.360		5/8
0.542	0.406		11/16
0.590	0.442		3/4
0.652	0.489		13/16
0.697	0.523		7/8
0.760	0.570		15/16
0.800	0.600		1
0.895	0.672		11/16
0.896	0.672		11/8
1.021	0.766		13/16
1.021	0.766		11/4
1.108	0.831		15/16
1.108	0.831		13/8
1.233	0.925		17/16
1.233	0.925		11/2
1.305	0.979		15/8
1.430	1.072		13/4
1.519	1.139		17/8
1.644	1.233		2
0.3125	0.234		1/16 NPT
0.4375	0.328		1/8 NPT
0.5625	0.421		1/4 NPT
0.700	0.531		3/8 NPT
0.6875	0.515		1/2 NPT
0.9063	0.679		3/4 NPT
1.125	0.843		1" NPT
1.3125	0.984		11/4 NPT
1.500	1.125		11/2 NPT

1199# 超精密搪銑分割工作台(氣動/手動)
SUPER INDEX TABLE(PRECISION)



SIT 氣壓/手動 Pneumatic/Manual type
450,500,600,700,800,900,1000,1100, 1200,1300,1400,1500

Build-in 2 pieces hirth coupling for positing indexing.
High rigidity performance, allow load cutting and boring.
Rigid material-ductile FCD60JIS with 60 kgs/mm².
使用2片精密齒式聯軸器
高鋼性及氣壓強力固鎖系統設計，可耐重切削搪床，銑床精密加工用
高鋼性強而有力材質-FCD60kgs-mm²，抗張力強，不易變形

單位：mm

型號	Model	400	500	600	700	800	900	1000	1100	1200	1300	1400	1500
工作台尺寸	Table Size (A) (mm × mm)	450	500	600	700	800	900	1000	1100	1200	1300	1400	1500
主軸中心孔	Register DIA. on Face Table (D) (dia. mm)	30	30	40	40	60	60	60	60	80	80	80	80
總高度	Total Height (B) (mm)	170	170	200	200	280	280	300	300	340	340	360	360
T型槽寬	T-Slots (E)	18	18	20	20	22	22	22	22	22	22	22	22
T型槽間距	Number of T-Slots & Pitch (C)	100×4	100×5	100×5	125×5	100×7	125×7	125×7	150×7	150×7	150×7	200×7	200×7
工作台驅動方式-手動	Table Rotating	順時鐘/逆時鐘方向均可 Clockwise & Counter-clockwise											
氣壓上升行程	Table Lifting & Lock Down Stroke (mm)	5	5	5	5	8	8	8	8	8	8	8	8
工作台鎖緊方式	Clamp Method	氣壓/手動 Pneumatic / Manual 5-8 kg/cm²											
最小分割角度(度)	Min. Indexing (drg)	1° or 5°											
理論最大垂直荷重	Max. Load Weight in Theory (kgs)	2500	2500	3500	3500	5000	5000	7000	7000	8400	8400	9000	9000
容許最大垂直荷重	Allowable Load Weight (W)(kgs)	1100	1100	2200	2200	3500	3500	6000	6000	7000	7000	8000	8000
工作台最大氣壓鎖緊力	Clamped Capacity (kgs)	2200	2200	3200	3200	4500	4500	6000	6000	7000	7000	8000	8000
淨重	N. W. (kgs)	200	225	400	480	900	1000	1200	1300	2000	2250	3000	3000

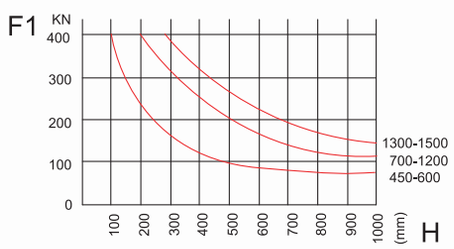

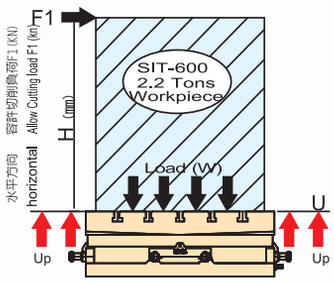

氣壓手動開關 Pneumatic/Manual Switch

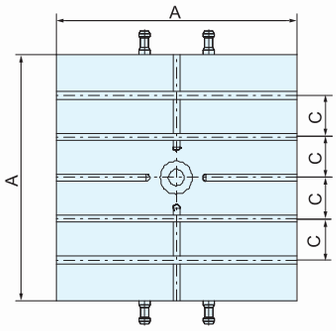

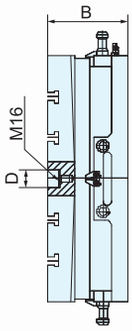

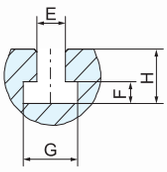

標準附件
1. 壓塊 × 4 只
2. 壓塊螺絲 × 4 只
3. M16螺帽 × 4 只

Standard accessories
1. Clamp kit × 4 pcs
2. Clamp bolt M16 × 100L × 4 pcs
3. Nut × 4 pcs

單位：mm

訂購編號 Order No	型號 Model	θ
20010450	SIT-450-1	1
20010500	SIT-500-1	1
20010600	SIT-600-1	1
20010700	SIT-700-1	1
20010800	SIT-800-1	1
20010900	SIT-900-1	1
20011000	SIT-1000-1	1
20011100	SIT-1100-1	1
20011200	SIT-1200-1	1
20011300	SIT-1300-1	1
20011400	SIT-1400-1	1
20011500	SIT-1500-1	1

訂購編號 Order No	型號 Model	θ	A	B	C	D	E	F	G	H	淨重 N. W.
20050450	SIT-450-5	5	450 × 450	170	100	30	18	12	30	30	200
20050500	SIT-500-5	5	500 × 500	170	100	30	18	12	30	30	220
20050600	SIT-600-5	5	600 × 600	200	100	40	20	14	34	34	405
20050700	SIT-700-5	5	700 × 700	200	125	40	20	14	34	34	448
20050800	SIT-800-5	5	800 × 800	280	100	60	22	16	37	38	840
20050900	SIT-900-5	5	900 × 900	280	125	60	22	16	37	38	970
20051000	SIT-1000-5	5	1000 × 1000	300	125	60	22	16	37	38	1200
20051100	SIT-1100-5	5	1100 × 1100	300	150	60	22	16	37	38	1300
20051200	SIT-1200-5	5	1200 × 1200	340	150	80	22	16	37	38	2190
20051300	SIT-1300-5	5	1300 × 1300	340	150	80	22	16	37	38	2250
20051400	SIT-1400-5	5	1400 × 1400	360	200	80	22	16	37	38	3000
20051500	SIT-1500-5	5	1500 × 1500	360	200	80	22	16	37	38	3300

1200# SDC後拉式小徑夾頭

1.跳動精度<5μm
2.最高轉速可達30,000rpm ; G2.5

1.Runout <5μm
2.Max speed : 30,000rpm; G2.5

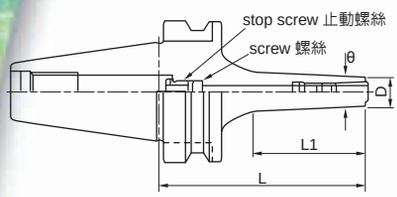

Fig.1

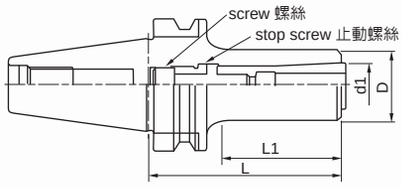

Fig.2

訂購編號 Order Code	夾持範圍 Gripping Range	L.	L.1	D	圖號 Fig	筒夾 Collet	價格
BT30-SDC6-60	2ϕ~6ϕ	60	26	13	1	SDC6	
BT30-SDC6-90	2ϕ~6ϕ	90	50	13	1	SDC6	
BT30-SDC12-70	3ϕ~12ϕ	70	45	34	2	SDC12	
BT40-SDC6-60	2ϕ~6ϕ	60	26	13	1	SDC6	
BT40-SDC6-90	2ϕ~6ϕ	90	45	13	1	SDC6	
BT40-SDC6-120	2ϕ~6ϕ	120	60	13	1	SDC6	
BT40-SDC6-150	2ϕ~6ϕ	150	76	13	1	SDC6	
BT40-SDC8-90	3ϕ~8ϕ	90	53	22	1	SDC8	
BT40-SDC8-120	3ϕ~8ϕ	120	65	22	1	SDC8	
BT40-SDC10-90	3ϕ~10ϕ	90	51	28	2	SDC10	
BT40-SDC10-120	3ϕ~10ϕ	120	60	28	2	SDC10	
BT40-SDC12-70	3ϕ~12ϕ	70	35	34	2	SDC12	
BT40-SDC12-90	3ϕ~12ϕ	90	55	34	2	SDC12	
BT40-SDC12-120	3ϕ~12ϕ	120	85	34	2	SDC12	
BT40-SDC12-150	3ϕ~12ϕ	150	90	34	2	SDC12	
BT50-SDC10-110	3ϕ~10ϕ	110	57	28	2	SDC10	
BT50-SDC10-150	3ϕ~10ϕ	150	75	28	2	SDC10	
BT50-SDC12-110	3ϕ~12ϕ	110	57	34	2	SDC12	
BT50-SDC12-150	3ϕ~12ϕ	150	70	34	2	SDC12	

筒夾Collet

Model	L	D	內徑ϕ
SDC-6	36	9.6	2ϕ~6ϕ
SDC-8	45	15	3ϕ~8ϕ
SDC-10	52	19	3ϕ~10ϕ
SDC-12	60	22	3ϕ~12ϕ

1201# NH高速精密夾頭

1.精度0.005mm內
2.動平衡G2.5

1.Runout 0.005mm
2.G2.5

訂購編號 Order Code	夾持範圍 Gripping Range	L.	D	價格
BT30-NH10	2φ~10φ	60, 90	29φ	
BT30-NH16	4φ~16φ	60, 90	41φ	
BT40-NH10	2φ~10φ	60, 90, 120, 150, 200	29φ	
BT40-NH16	4φ~16φ	60, 90, 120, 150, 200	41φ	
BT40-NH20	4φ~20φ	60, 90, 120, 150	50φ	
BT40-NH25	6φ~25φ	80, 120	55φ	
BT50-NH10	2φ~10φ	105, 135, 150,165	29φ	
BT50-NH16	4φ~16φ	105, 135, 150,165	41φ	
BT50-NH20	4φ~20φ	105, 130, 150	50φ	
BT50-NH25	6φ~25φ	105, 130, 150	55φ	

筒夾 Collet

Model	D	L	內徑φ
NH10	15.6	30	2φ~10φ
NH16	24.6	45	4φ~16φ
NH20	30	50	4φ~20φ
NH25	35.6	57	6φ~25φ

板手 Wrench

Model	Fig	L	A
NH10	1	145	30
NH16	1	175	40
NH20	1	195	50
NH25	2	255	44

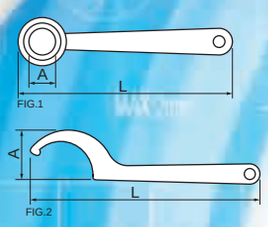

1202# KCH強力型精密銑刀夾頭(KCH Powergrip Milling Chuck)

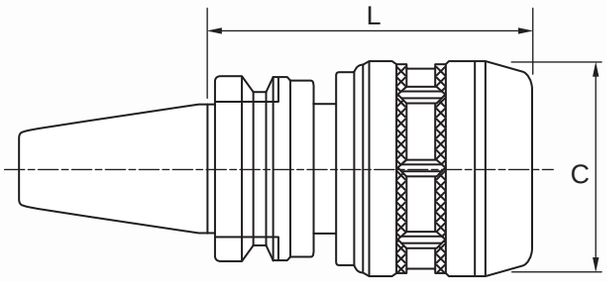

直筒夾單價另計 (Stright Collets are Option)

Model NO.	夾持能力	L	C	Collet
BT30-KCH16-70	4φ~6φ	70	42	C16
BT40-KCH16-75, 90, 105		75, 90, 105		
BT50-KCH16-105, 135		105, 135		
BT50-KCH16-165, 200		165, 200		
BT30-KCH20-80	6φ~20φ	80	52	C20
BT40-KCH20-75, 105, 135		75, 105, 135		
BT50-KCH20-105, 135		105, 135		
BT50-KCH20-165, 200		165, 200		
BT30-KCH25-80	6φ~25φ	80	60	C25
BT40-KCH25-75, 105		75, 105		
BT50-KCH25-105, 135, 165		105, 135, 165		
BT30-KCH32-100	6φ~32φ	100	68	C32
BT40-KCH32-105		105		
BT40-KCH32-95, 135		95, 135		
BT50-KCH32-105		105		
BT50-KCH32-135, 165		135, 165		
BT50-KCH32-200, 250		200, 250		
BT50-KCH42-105	6φ~42φ	105	87	C42
BT50-KCH42-135		135		
BT50-KCH42-165		165		

1203# KCH可調式強力型精密型銑刀夾頭 (KCH Adjustable Powergrip Milling Chuck)

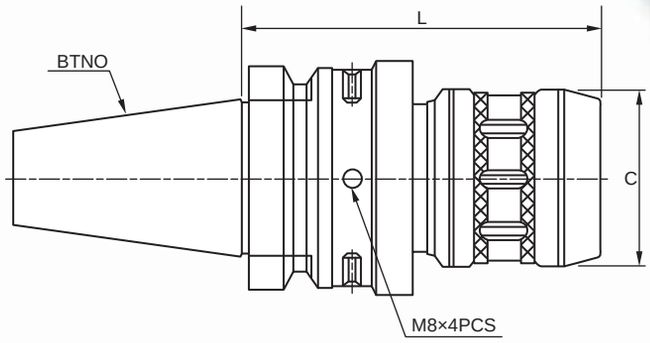

特點：調整量：0.3mm
不論新舊機台、刀架、皆可調整至5μ以內，亦可作偏心調整，使刀具符合所需尺寸。

Model NO.	夾持能力	L	C	Collet
BT50-KCH32-135	4~32	135	68	C32

1204# 直筒夾(C Spring Collets)

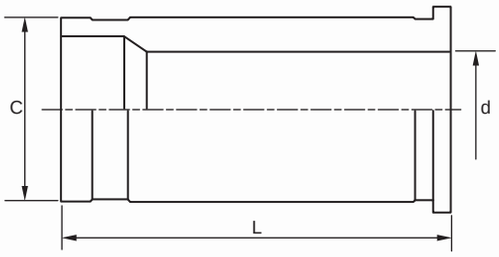

Model NO.	ϕD	ϕd	L
C16	16	4, 6, 8, 10, 12	48
C20	20	6, 8, 10, 12, 16	57
C25	25	6, 8, 10, 12, 16, 20	60
C32	32	6, 8, 10, 12, 16, 20, 25	67
C42	42	6, 8, 10, 12, 16, 20, 25, 32	76

1205# BT-ER銑刀夾頭(BT-ER Milling Chucks)

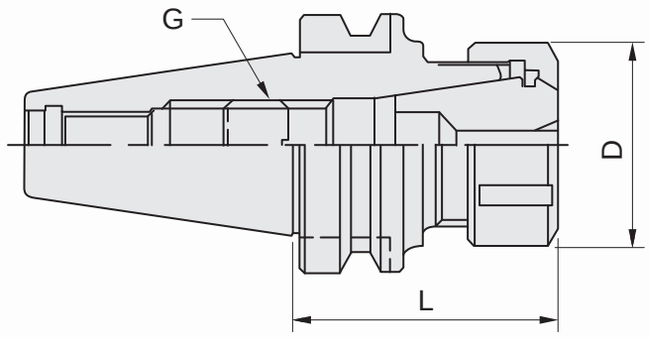

※可動力平衡 2.5G RPM20000(價格另議)

規　格	Capacity	L	D	Collet Type	價格
BT30-ER16-60	0.5-10	60	28	ER-16	
BT30-ER20-60	1-13	60	34	ER-20	
BT30-ER32-60	2-20	60	50	ER-32	
BT40-ER16-70	0.5-10	70	28	ER-16	
BT40-ER16-100	0.5-10	100	28	ER-16	
BT40-ER16-150	0.5-10	150	28	ER-16	
BT40-ER20-70	1-13	70	34	ER-20	
BT40-ER20-100	1-13	100	34	ER-20	
BT40-ER20-150	1-13	150	34	ER-20	
BT40-ER25-70	1-16	70	42	ER-25	
BT40-ER25-100	1-16	100	42	ER-25	
BT40-ER32-70	2-20	70	50	ER-32	
BT40-ER32-100	2-20	100	50	ER-32	
BT40-ER32-150	2-20	150	50	ER-32	
BT40-ER40-80	3-26	80	63	ER-40	
BT40-ER40-100	3-26	100	63	ER-40	
BT50-ER16-100	0.5-10	100	28	ER-16	
BT50-ER16-150	0.5-10	150	28	ER-16	
BT50-ER20-100	1-13	100	34	ER-20	
BT50-ER20-150	1-13	150	34	ER-20	
BT50-ER20-200	1-13	200	34	ER-20	
BT50-ER25-100	1-16	100	42	ER-25	
BT50-ER25-150	1-16	150	42	ER-25	
BT50-ER32-100	2-20	100	50	ER-32	
BT50-ER32-150	2-20	150	50	ER-32	
BT50-ER32-200	2-20	200	50	ER-32	
BT50-ER40-80	3-26	80	63	ER-40	
BT50-ER40-100	3-26	100	63	ER-40	
BT50-ER40-150	3-26	150	63	ER-40	
BT50-ER40-200	3-26	200	63	ER-40	

1206# BT-直結式鑽夾頭(BT-Integrated Keyless Chuck)

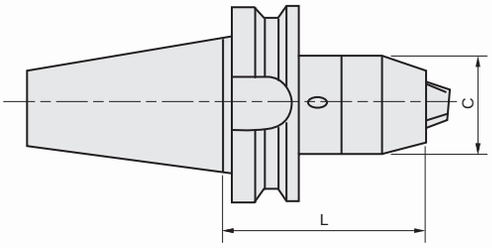

規　格	C	L	價格
BT30-APU08-80	36	80	
BT40-APU08-85	36	85	
BT40-APU13-100	51	90	
BT40-APU16-130	58	130	
BT50-APU13-110	51	110	
BT50-APU13-180	51	180	
BT50-APU16-130	58	130	

1207# BT-OZ立銑刀夾頭(BT-OZ Milling Chucks)

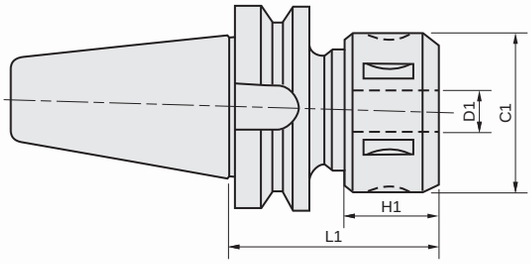

規　格	D1	L1	C1	H1	COLLET	價格
BT40-OZ25-80	6-25	80	60	30	OZ25	
BT40-OZ32-90	6-32	90	72	33	OZ32	
BT50-OZ25-90	6-25	90	60	30	OZ25	
BT50-OZ32-100	6-32	100	72	33	OZ32	

1208# BT, MT , ER-測試棒(BT, MT, ER Test Bar)



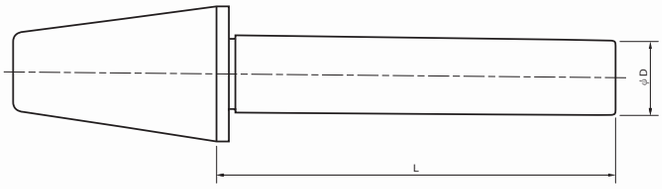

材質：SNCM21，深冷處理HRC58°
同心度：0.003m/m，真圓度：0.002m/m

規　格	L	D	價格
BT30-TB250	250	20ϕ	
BT40-TB300	300	40ϕ	
BT50-TB300	300	50ϕ	
MT3-TB200	200	25ϕ	
MT4-TB250	250	32ϕ	

規　格	L	D	價格
ER11-TB50	50	7ϕ	
ER16-TB60	60	9ϕ	
ER20-TB70	70	12ϕ	
ER25-TB80	80	15ϕ	
ER32-TB120	120	18ϕ	
ER40-TB120	120	20ϕ	

1209# BT側固式立銑刀柄(BT-Sidelock End Mill Holder)

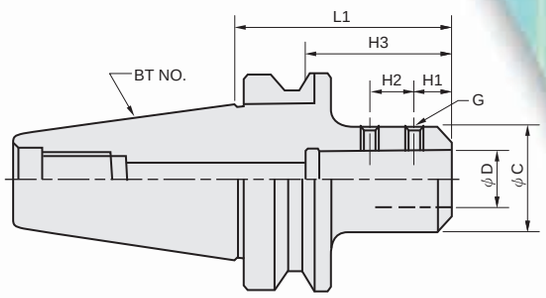

※可動力平衡 2.5G RPM20000(價格另議)

Mode No.	D	C	H3	L1	H1	H2	G	價格
BT30-SLA6-60	6	25	32	60	10	10	M6	
BT30-SLA8-60	8	28	36	60	12	12	M8	
BT30-SLA10-60	10	35	40	60	15	12	M8	
BT30-SLA12-60	12	40	45	60	18	16	M10	
BT30-SLA16-60	16	45	50	60	20	18	M10	
BT30-SLA20-75	20	50	60	75	25	20	M12	
BT30-SLA25-75	25	55	65	75	24	25	M12	
BT40-SLA6-75	6	25	32	75	10	10	M6	
BT40-SLA8-75	8	28	36	75	12	12	M8	
BT40-SLA10-75	10	35	40	75	15	12	M8	
BT40-SLA12-75	12	40	45	75	18	16	M10	
BT40-SLA16-75	16	45	50	75	20	18	M10	
BT40-SLA20-90	20	50	60	90	25	20	M12	
BT40-SLA25-90	25	60	65	90	24	25	M16	
BT40-SLA32-90	32	60	70	90	24	28	M16	
BT40-SLA40-105	40	80	80	105	24	28	M16	
BT40-SLA42-105	42	80	80	105	24	28	M20	
BT50-SLA6-105	6	25	32	105	10	10	M6	
BT50-SLA8-105	8	28	36	105	12	12	M8	
BT50-SLA10-105	10	35	40	105	15	12	M8	
BT50-SLA12-105	12	40	45	105	18	16	M10	
BT50-SLA16-105	16	45	50	105	20	18	M10	
BT50-SLA20-105	20	50	60	105	25	20	M12	
BT50-SLA20-150	20	50(40)	60	150	25	20	M12	
BT50-SLA20-200	20	50(40)	60	200	25	20	M12	
BT50-SLA25-105	25	60	60	105	25	22	M16	
BT50-SLA25-150	25	60(50)	65	150	24	25	M16	
BT50-SLA25-200	25	60(50)	65	200	24	25	M16	
BT50-SLA25-250	25	60(50)	65	250	24	25	M16	
BT50-SLA32-105	32	60	70	105	24	28	M20	
BT50-SLA32-150	32	60(50)	70	150	24	28	M20	
BT50-SLA32-200	32	60(50)	70	200	24	28	M20	
BT50-SLA32-250	32	60(50)	70	250	24	28	M20	
BT50-SLA40-120	40	80	80	120	30	32	M20	
BT50-SLA42-120	42	80	80	120	30	32	M20	
BT50-SLA42-150	42	80	80	150	30	32	M20	
BT50-SLA42-200	42	80	80	200	30	32	M20	
BT50-SLA50.8-120	50.8	95	90	120	30	32	M20	

1210# BT斜柄鉆頭套筒柄(BT Morse Taper Holder)

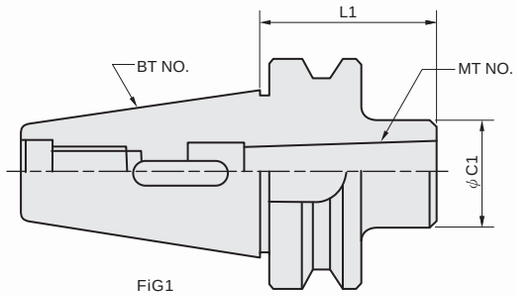

FiG1

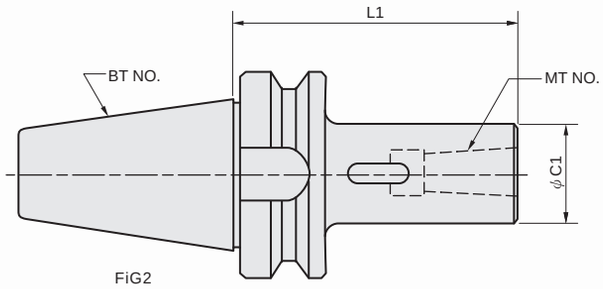

FiG2

Mode No.	Fig	MT NO	C1	L1	價格
BT30-MT1-45	1	MT1	25	45	
BT30-MT2-60	1	MT2	32	60	
BT30-MT3-80	1	MT3	40	80	
BT40-MT1-45	1	MT1	25	45	
BT40-MT1-120	2	MT1	25	120	
BT40-MT2-45	1	MT2	32	45	
BT40-MT2-120	2	MT2	32	120	
BT40-MT3-75	1	MT3	40	75	
BT40-MT3-135	2	MT3	40	135	
BT40-MT4-90	1	MT4	50	90	
BT50-MT1-45	1	MT1	25	45	
BT50-MT1-120	2	MT1	25	120	
BT50-MT1-180	2	MT1	32	180	
BT50-MT2-45	1	MT2	32	45	
BT50-MT2-135	2	MT2	32	135	
BT50-MT2-180	2	MT2	32	180	
BT50-MT3-60	1	MT3	40	60	
BT50-MT3-150	2	MT3	40	150	
BT50-MT3-180	2	MT3	40	180	
BT50-MT4-75	1	MT4	50	75	
BT50-MT4-180	2	MT4	50	180	
BT50-MT5-105	1	MT5	65	105	
BT50-MT5-210	2	MT5	65	210	

1211# BT側銑刀架(BT Side Cutter Holder)

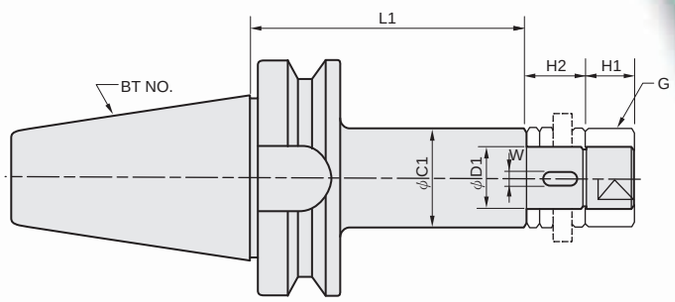

Mode No.	D1	C1	W	L1	H2	H1	價格
BT40-SCA22-75	22	34	6	75	21	28	
BT40-SCA22-120	22	34	6	120	21	28	
BT40-SCA27-75	27	40	7	75	25	28	
BT40-SCA27-120	27	40	7	120	25	28	
BT40-SCA32-75	32	46	8	75	30	30	
BT40-SCA25.4-75	25.4	40	6.35	75	25	28	
BT40-SCA25.4-120	25.4	40	6.35	120	25	28	
BT40-SCA31.75-75	31.75	46	7.92	75	30	30	
BT50-SCA22-90	22	34	6	90	21	28	
BT50-SCA22-135	22	34	6	135	21	28	
BT50-SCA27-90	27	40	7	90	25	28	
BT50-SCA27-135	27	40	7	135	25	28	
BT50-SCA32-90	32	46	8	90	30	30	
BT50-SCA32-135	32	46	8	135	30	30	
BT50-SCA40-90	40	55	10	90	36	30	
BT50-SCA40-135	40	55	10	135	36	30	
BT50-SCA25.4-90	25.4	40	6.35	90	25	28	
BT50-SCA25.4-135	25.4	40	6.35	135	25	28	
BT50-SCA31.75-90	31.75	46	7.92	90	30	30	
BT50-SCA31.75-135	31.75	46	7.92	135	30	30	
BT50-SCA38.1-90	38.1	55	9.52	90	36	30	
BT50-SCA38.1-135	38.1	55	9.52	135	36	30	

1212# BT平面銑刀架(BT-Face Milling Holder)

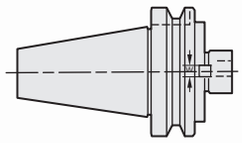

FiG1

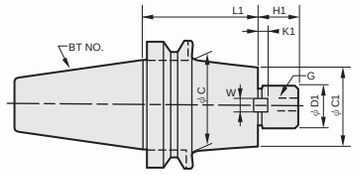

FiG2

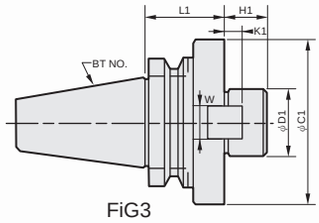

FiG3

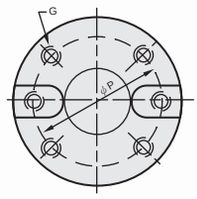

英製規格（Inch Size）

Model No.	Fig	D1	L1	H1	G	C-C1	W1	C4	Cutter dia	價格
BT30-FMA25.4-45	1	25.4	45	20	M12	45	9.5	33	76	
BT30-FMA25.4-60	1	25.4	60	20	M12	45	9.5	33	76	
BT40-FMA25.4-45	1	25.4	45	20	M12	55	9.5	33	76	
BT40-FMA25.4-60	1	25.4	60	20	M12	55	9.5	33	76	
BT40-FMA25.4-105	2	25.4	105	20	M12	62-55	9.5	33	76	
BT40-FMA31.75-45	1	31.75	45	22	M12	62	12.7	40	102	
BT40-FMA31.75-60	1	31.75	60	22	M12	62	12.7	40	102	
BT40-FMA31.75-90	2	31.75	90	22	M12	70-62	12.7	40	102	
BT40-FMA38.1-60	1	38.1	60	23	M16	80	15.9	50	127	
BT40-FMA38.1-90	1	38.1	90	23	M16	80	15.9	50	127	
BT50-FMA25.4-45	1	25.4	45	20	M12	60	9.5	33	76(80)	
BT50-FMA25.4-75	1	25.4	75	20	M12	60	9.5	33	76(80)	
BT50-FMA25.4-105	1	25.4	105	20	M12	60	9.5	33	76(80)	
BT50-FMA25.4-125	1	25.4	125	20	M12	60	9.5	33	76(80)	
BT50-FMA25.4-150	2	25.4	150	20	M12	63-58	9.5	33	76(80)	
BT50-FMA25.4-200	2	25.4	200	20	M12	63-58	9.5	33	76(80)	
BT50-FMA31.75-45	1	31.75	45	22	M16	70	12.7	40	100(102)	
BT50-FMA31.75-75	1	31.75	75	22	M16	70	12.7	40	100(102)	
BT50-FMA31.75-105	1	31.75	105	22	M16	70	12.7	40	100(102)	
BT50-FMA31.75-125	2	31.75	125	22	M16	75-70	12.7	40	100(102)	
BT50-FMA31.75-150	2	31.75	150	22	M16	75-70	12.7	40	100(102)	
BT50-FMA31.75-200	2	31.75	200	22	M16	75-70	12.7	40	100(102)	
BT50-FMA38.1-45	1	38.1	45	23	M16	85	15.9	50	125	
BT50-FMA38.1-75	1	38.1	75	23	M16	85	15.9	50	125	
BT50-FMA50.8-45	1	50.8	45	24	M16	95	19.05	65	152	
BT50-FMA50.8-75	1	50.8	75	24	M16	95	19.05	65	152	
BT50-FMA47.625-75	3	47.625	75	32	-	128.57	25.4	-	200	

1213# FMB平面銑刀柄(FMB-Face Mill B Type)

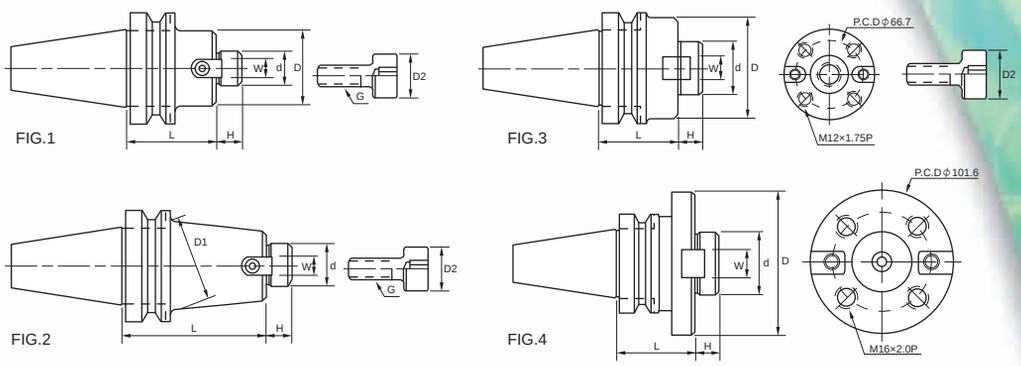

Model No.	Fig	φd	L	H	G	W	φD	φD1	價格
BT30-FMB22-45	1	22	45	18	M10	10	45		
BT30-FMB22-60	1	22	60	18	M10	10	45		
BT30-FMB27-45	1	27	45	20	M12	12	45		
BT30-FMB27-60	1	27	60	20	M12	12	45		
BT30-FMB32-60	1	32	60	21	M16	14	58		
BT40-FMB22-60	1	22	60	18	M10	10	45		
BT40-FMB22-75	1	22	75	18	M10	10	45		
BT40-FMB22-90	2	22	90	18	M10	10	45	50	
BT40-FMB22-105	2	22	105	18	M10	10	45	50	
BT40-FMB27-60	1	27	60	20	M12	12	55		
BT40-FMB27-75	1	27	75	20	M12	12	55		
BT40-FMB27-90	2	27	90	20	M12	12	55	60	
BT40-FMB27-105	2	27	105	20	M12	12	55	60	
BT40-FMB32-60	1	32	60	21	M16	14	60		
BT40-FMB32-90	1	32	90	21	M16	14	60		
BT40-FMB40-60	1	40	60	23	M16	15.9	78		
BT50-FMB22-60	1	22	60	18	M10	10	45		
BT50-FMB22-75	1	22	75	18	M10	10	45		
BT50-FMB22-90	1	22	90	18	M10	10	45		
BT50-FMB22-105	2	22	105	18	M10	10	45	50	
BT50-FMB22-125	2	22	125	18	M10	10	45	50	
BT50-FMB22-150	2	22	150	18	M10	10	45	50	
BT50-FMB22-200	2	22	200	18	M10	10	45	50	
BT50-FMB27-60	1	27	60	20	M12	12	60		
BT50-FMB27-90	1	27	90	20	M12	12	60		
BT50-FMB27-105	2	27	105	20	M12	12	60	65	
BT50-FMB32-60	1	32	60	21	M16	14	70		
BT50-FMB32-90	1	32	90	21	M16	14	70		
BT50-FMB32-105	2	32	105		M16	14	70	75	
BT50-FMB40-60	1	40	60	23	M16	16	80		
BT50-FMB40-90	1	40	90		M16	16	80		
BT50-FMB60-75	4	60	75	32		25.4	128		

1214# 螺栓拉頭(Pull Studs) 螺牙研磨(Grinding Thread)

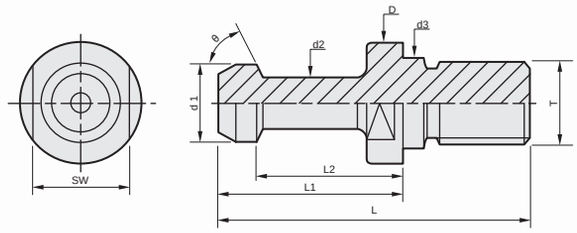

型 號 Model No.	規 格 Taper	θ	L	L1	L2	D	d1	d2	d3	T	重 量 Weight	價格
LD-BT30-45°	BT30×45°	45	43	23	18	16.5	11	7	12.5	M12	0.04kg	
LD-BT30-60°	BT30×60°	60	43	23	18	16.5	11	7	12.5	M12	0.10kg	
LD-BT30-90°	BT30×90°	90	43	23	18	16.5	11	7	12.5	M12	0.30kg	
LD-BT40-45°	BT40×45°	45	60	35	28	23	15	10	17	M16	0.04kg	
LD-BT40-60°	BT40×60°	60	60	35	28	23	15	10	17	M16	0.10kg	
LD-BT40-90°	BT40×90°	90	60	35	28	23	15	10	17	M16	0.30kg	
LD-BT50-45°	BT50×45°	45	85	45	35	38	23	17	25	M24	0.04kg	
LD-BT50-60°	BT50×60°	60	85	45	35	38	23	17	25	M24	0.10kg	
LD-BT50-90°	BT50×90°	90	85	45	35	38	23	17	25	M24	0.30kg	

1215# 給水型螺栓拉頭(Pull Studs)(Cooler Hole)

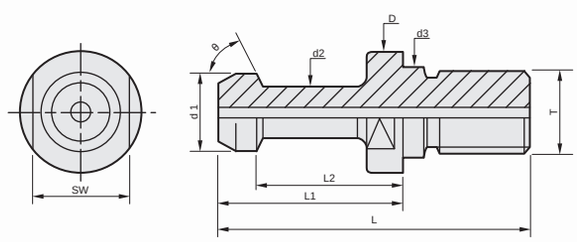

型 號 Model No.	規 格 Taper	θ	L	L1	L2	D	d1	d2	d3	T	重 量 Weight	價格
PS-BT40-45° A	BT40×45°	45	60	35	28	23	15	10	17	M16	0.10kg	
PS-BT40-60° A	BT40×60°	60	60	35	28	23	15	10	17	M16	0.10kg	
PS-BT40-90° A	BT40×90°	90	60	35	28	23	15	10	17	M16	0.10kg	
PS-BT50-45° A	BT50×45°	45	85	45	35	38	23	17	25	M24	0.30kg	
PS-BT50-60° A	BT50×60°	60	85	45	35	38	23	17	25	M24	0.30kg	
PS-BT50-90° A	BT50×90°	90	85	45	35	38	23	17	25	M24	0.30kg	

1216# 迴轉型鎖刀座 Rotation Type Tool Holder Locking Device

特性:

1. 後拉式刀桿可使用。
2. 可分迴轉角度為95°、45°、180°。


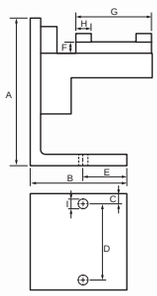
BT


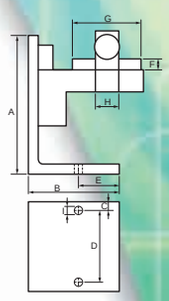
HSK

型號 Model No.	型式 Type	A	B	C	D	E	F	G	H	I	淨重 N. W.	毛重 G. W.	裝箱尺寸 Shipment Size
LDA-BT30	BT30	154.5	100	10	80	45	12	78	22.5	9	5.3kg	5.5kg	28×11.5×17cm
LDA-BT40	BT40	154.5	100	10	80	45	12	78	16	9	5.3kg	5.5kg	28×11.5×17cm
LDA-HSK63A	HSK63A	154.5	100	10	80	45	12	76.5	25	9	5.5kg	5.7kg	28×11.5×17cm


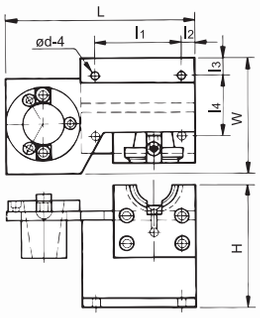

鎖刀座 Tool Holder Locking Device

型號 Model No.	型式 Type	L	l1	l2	l3	l4	H	W	淨重 N. W.	毛重 G. W.	裝箱尺寸 Shipment Size	備註
LD-BT30A	BT30	210	95	10	15	67	130	100	3.6kg	3.7kg	22×11.5×14cm	立式刀座為鋁製品
LD-BT40A	BT40	210	95	10	15	67	130	100	3.7kg	3.9kg	22×11.5×14cm	立式刀座為鋁製品
LD-BT50A	BT50	275	113	20	24	105	200	150	11kg	11.4kg	29.5×17×21cm	立式刀座為鋁製品
LD-BT30AP	BT30	210	95	10	15	67	130	100	3.8kg	4kg	22×11.5×14cm	立式刀座為塑膠
LD-BT40AP	BT40	210	95	10	15	67	130	100	3.8kg	4kg	22×11.5×14cm	立式刀座為塑膠
LD-BT50AP	BT50	275	113	20	24	105	200	150	11kg	11.4kg	29.5×17×21cm	立式刀座為塑膠


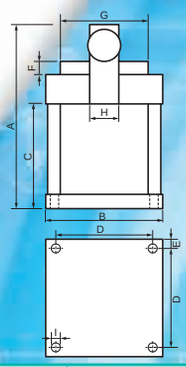

型號 Model No.	型式 Type	A	B	C	D	E	F	G	H	I	淨重 N. W.	毛重 G. W.	裝箱尺寸 Shipment Size
LDC-HSK63A	HSK63A	157	100	89	84	8	12	76.5	25	7	2.8kg	3kg	22×11.5×14cm

磨床配件





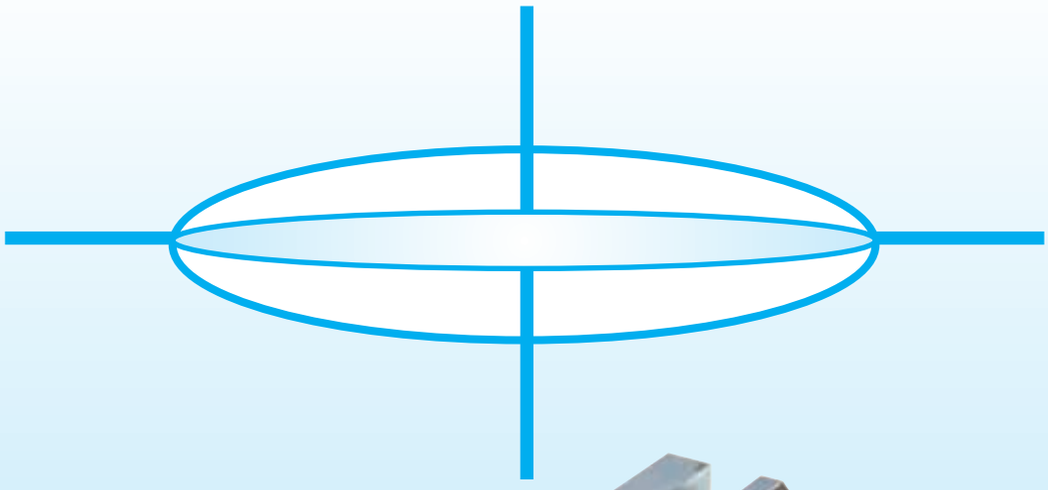





1217# 真空吸盤(Vacuum Chuck)

Vacuum Chuck 是利用氣壓機(compressor)之氣體壓力把夾子(Clamp)吸著的製品

以往的真空Chuck幾乎都是利用真空幫泵(pumpressor)來達成運轉的。
而Vacuum Chuck只要透過一般空壓機(Compressor)便能立即進行作業。



1.無需真空幫泵(Pump)抽真空

A.本製品因係採用真空噴射器(ejector)、只要透過空氣壓縮機(Compressor)便能運轉。

B.機械裡面就算已吸進切削油、切削水或切削屑等，本機都可以將它排出機體外。

C.本製品經過無數次改良終於把機件簡化了。因此，故障少維修起來也很簡便。

2.任何類型的加工品都可以作得很完整

A.對於上層面的加工、側面加工、以及研磨作業等都可以做得很好。

B.配合金屬板之運用、可在形狀特殊之物件表面以及側面等加工外，也可以輕易的完成穿孔作業。

3.可隨意調整大小尺寸

A.視加工物之尺寸大小而改變組合及調整機件本體。

B.可配合加工物之大小尺寸來設置台座。

4.鍵槽及作業定程器(workstopper)之設置

A.在本體底部設有鍵槽。因此在並排作業時獲得精確的平行度和直度。

B.在本體側面設置了兩個作業定程器(workstopper)以防杜來自橫側的衝力。

5.下列各式材料最適合在吸著鉗(clamp)上加工

A.輕金屬、重金屬、鐵板等。

B.塑料製品、陶瓷、玻璃、鋁、鎂合金、不鏽鋼、木材、石材等非磁性體而又無通風性之平坦面加工物品。

C.形狀小、表面平坦需要較複雜性加工之物件。

D.外層表面需作全面加工，但又沒有任何有效方法可以鉗著(clamp)該加工物品時。

E.利用傳統的clamp方法加工時會留下傷痕、歪斜、彎曲等加工物。

F.屬於超薄型而無法在其表層面或側面實施clamp方法加工時。

G.表面層平坦，但形狀特異之加工物。

6.主要組裝用機械及使用方法

A.利用半自動精密銑床作小品加工。

B.利用銑床(fraise)或NC fraise作表層面及側面加工。

C.利用雕刻機作文字或細部加工。

D.搭配副機座來對加工物之表層面及側面作加工。

7.危機

A.本方法是利用真空壓力把加工物吸著並保持之，而後進行加工。 $F-=A\times P/700$
F=吸著力(kg)　A=吸著部有效面積(cm^2)　P=動作真空壓(mmHg)

B.在加工物上作用之真空壓力、以及該面積之大小。必須確保合乎加工物大小，並取得最大限度之吸著面積。

C.氣壓(air)的供應必須保持穩定。

D.作業前機械本體，以及待加工的物件裡外不得留有切粉、和切屑油等。

E.封條(seal)之狀態，以及它那材料密閉是否良好。

F.加工物之吸著面積和通氣性。

G.溫度濕度以及製品之彎曲狀況。

"續下頁"

1217# 真空吸盤(Vacuum Chuck)

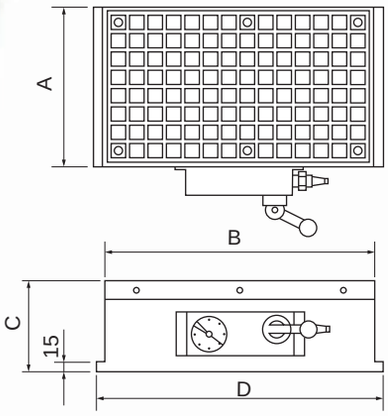

- 平行度：±0.01
- 材料：S45C
- 成品：上面深層研磨/底座染黑
- 板面：深層氮化
- 配件：矽膠條φ4×10m

- Parallel : angle ±0.01
- Material : S45C
- Finish : UP Grinding / Base Black dyed
- Face : Deep Nitriding
- Fitting : Silicon strip φ4×10m

型號 Model	A 寬 W	B 長 L	C 高 H	D 總長 Total	重量 Weight	吸著力(kg) Suction	價格
VLC-1515	150	150	60	180	4	135	
VLC-1530	150	300	60	330	16	270	
VLC-3030	310	310	100	330	45	540	
VLC-3045	300	450	105	480	56	810	
VLC-3060	300	600	100	630	69	1080	
VLC-2020	200	200	60	230	15	240	
VLC-2040	200	400	100	430	35	480	
VLC-4040	400	400	100	430	52	960	
VLC-4060	400	600	100	630	77	1440	
VLC-4080	400	800	100	830	118	1920	
VLC-40100	400	1000	100	1030	130	2400	
VLC-2525	250	250	100	280	20	375	
VLC-2550	250	500	100	530	44	750	
VLC-5050	500	500	100	530	78	1500	
VLC-5075	500	750	100	780	95	2250	
VLC-50100	500	1000	100	1030	165	3000	
VLC-50125	500	1250	100	1280	178	3750	
VLC-6060	600	600	100	630	110	2160	
VLC-6090	600	900	100	930	140	3240	

1. 如果加工物是黏著度高，而且是軟質材料的話，在加工時可能會有切削屑，溶化並附著於刀具上，所以建議作業時應充分使用切削油加於刀刃上。
2.加工物必須大於所使用的O形環否則無法吸著。

1218# IC 自動脫磁器(Auto Demagnetize Controller)

WL-5A

WL-10A ~ 20A

規格	電壓	電流	價格	備註
WL-5A	0 ~ 100V	5A		附整流器
WL-10A		10A		
WL-15A		15A		
WL-20A		20A		

特點
1.配合電磁盤使用。
2.磁力大小可調整。
3.脫磁效果達95%。

1219# IC 自動脫磁器(Auto Demagnetize Controller)

手持使用範例

專利號碼：73974
1.用手持或平臥兩用，實用性高。
2.可連續使用90分鐘，再休息10分鐘。
3.自動溫度保護裝置。
4.脫磁時，只須放置於中間位置，不須移動工件或脫磁器。
5.脫磁有效面積與市售型脫磁器相同。

規格	電壓	重量	L×W×H	價格
DM-123	110V	1.8kg	123×83×83	

1220# 平面型脫磁器(Standard Demagnetizer)

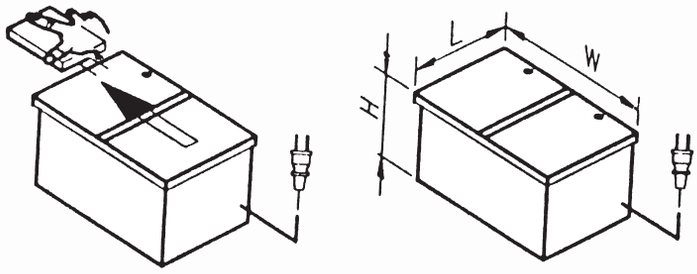

特點

1.HD-200、HD-280可連續長時間使用，不發熱。

2.HD-280、HD-500內附散熱風扇。

規格	長×寬×高	重量	價格
HD-180	180×127×90	4kg	
HD-200	200×150×100	8.5kg	
HD-280	280×200×130	15kg	
HD-500	585×335×285	60kg	

1221# 隧道型脫磁器／充磁器(Tunnel Type Demagnetizer/Magnetizer)

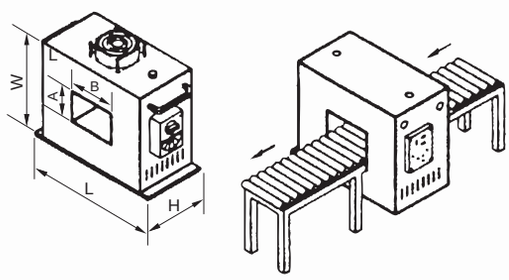

特點：

1.適用於大量生產用。

2.可配合非導磁輸送帶做自動化脫磁。

3.可連續長時間使用，不發熱。

4.脫磁時間短，脫磁效率高。

規格	電壓	L×X×H	A×B	重量	價格
HD-1015	220/380V 單相	370×370×200	100×150	50kg	
HD-1525	220/380V 單相	470×370×200	150×250	65kg	
HD-2545	220/380V 三相	700×500×230	250×450	130kg	

1222# 精密虎鉗（吊拉與插銷兩用型)(Toolmaker Vise)



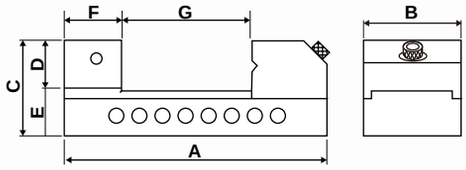

規 格	材質	A	B	C	D	E	F	G	硬度	重量
VB-15	SK2	100	36	45	20	25	20	40	HRC56°~58°	0.6
VB-20	SK2	150	48	58	30	28	30	75	HRC56°~58°	1.6
VB-25	SK2	170	63	63	35	28	30	90	HRC56°~58°	2.5
VB-30	SK2	190	73	67	35	32	35	100	HRC56°~58°	3.7
VB-40	SK2	230	98	85	45	40	40	125	HRC56°~58°	7.8
VB-50	S50C	287	125	100	50	50	50	150	HRC55°~56°	13.5
VB-60	S50C	340	152	100	50	50	50	200	HRC55°~56°	19.1

1223# 正弦虎鉗(Sine Vise)



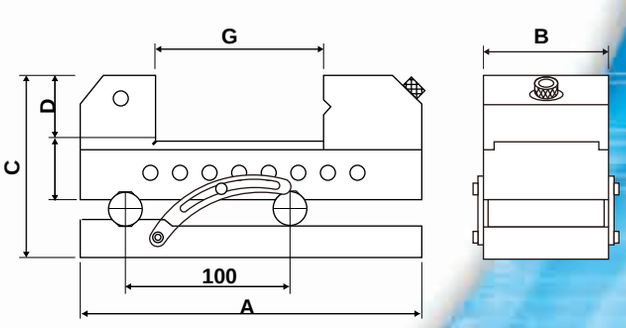

規 格	寬	鉗口高	開 口	總 高	總 長	價格
SV-20	48	30	65	95	155	
SV-30	73	35	90	103	180	

1224# 手輪式正旋虎鉗(Screw Type Sine Vise)



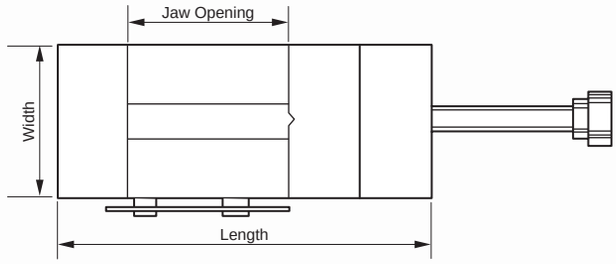

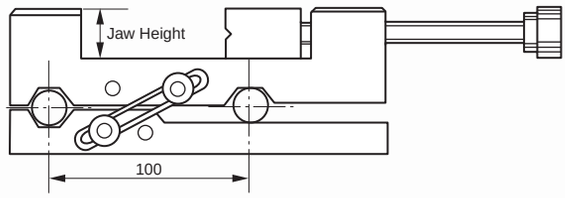

角度：0°~45°

規　格	材　質	長 L	寬 W	開　口	鉗口高	價格
SUV-200	Sk2	155	48	60	25	
SUV-250	Sk2	175	63	70	30	
SUV-300	Sk2	180	73	75	30	

1225# 精密手輪式虎鉗(Screw Type Toolmaker Vise)



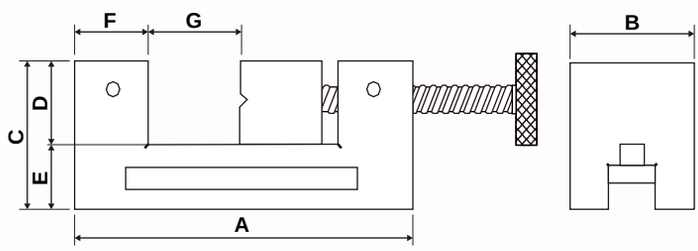

規 格	寬	鉗口高	開口	總 長	價格
UV-20	48	25	60	155	
UV-25	63	30	75	176	
UV-30	73	30	75	181	
UV-35	88	38	125	250	
UV-40	98	38	125	250	

1226# 不鏽鋼線切割虎鉗(EDW Stainless Tool Maker Vise)



WST-50

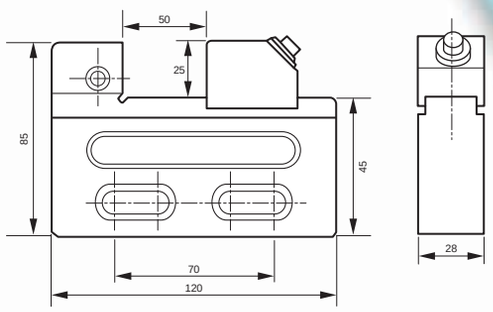

WST-50



WST-100

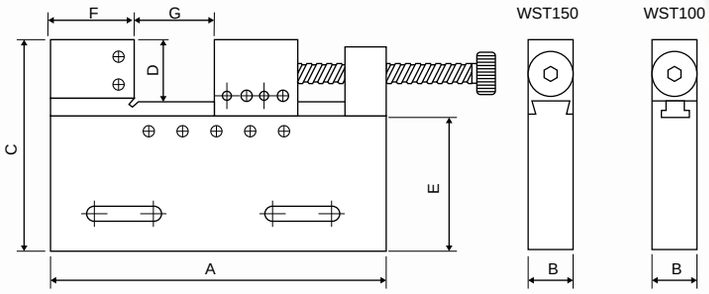

規　格	長	寬	開　口	鉗口高	總　高	價格
WST-50	120	28	50	25	85	
WST-100	235	25	100	50	135	
WST-150	320	25	150	60	145	

1227# 電極夾具（放電機用）(EDW Stainless Vise)

材質：不鏽鋼：SUS440

規 格	柄 徑	鉗口寬	開 口	總 高	總 長	價格
EH-20	20φ	25	20	30	65	

1228# 精密虎鉗(不鏽鋼)(Stainless Toolmaker Vise)

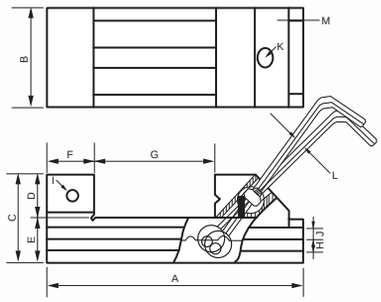

特點：
1.材質：不鏽鋼SUS 420j2。
2.平行度<0.003/100mm。
3.直角度<0.005/100mm。
4.硬度HRC 55°±2，經深冷處理。

MODEL	A	B	0 -0.008	C	0 -0.008	D	0 -0.008	E	0 -0.008	F	0 -0.008	G	H	I	J	K	N.W.	價格
STA-20	140	48	×	50	×	20	×	30	×	25	×	75	8	M6	6	M6×40	1.5kg	
STA-30	190	73	×	65	×	32	×	33	×	35	×	100	9	M6	8	M8×50	3.8kg	
STA-40	230	98	×	80	×	40	×	40	×	40	×	125	11	M8	10	M10×60	8kg	
STA-50	300	123	×	98	×	48	×	50	×	60	×	150	11	M8	12	M12×75	17kg	
STA-60	350	148	×	98	×	48	×	50	×	60	×	200	14	M8	12	M12×75	23kg	

1229# 精密虎鉗(Precision Toolmaker Vise)



特點：
1.材質：SKS3。
2.平行度<0.003/100mm。
3.直角度<0.005/100mm。
4.硬度HRC 60°±2C，經深冷處理。

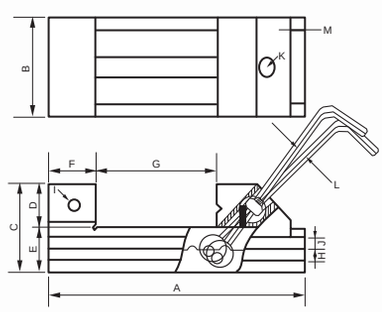

Model	A	B	C	D	E	F	G	I	J	K	N.W.
NK-319	190	73	65	32	33	35	100	M6	8	M8×50	3.8kg
NK-423	230	100	80	40	40	40	125	M8	10	M10×60	8.2kg
NK-530	300	125	100	50	50	60	150	M8	12	M12×75	17.5kg
NK-635	350	150	100	50	50	60	200	M8	12	M12×75	24.0kg

1230# 砂輪平衡台(Wheel Ballancing Stand)

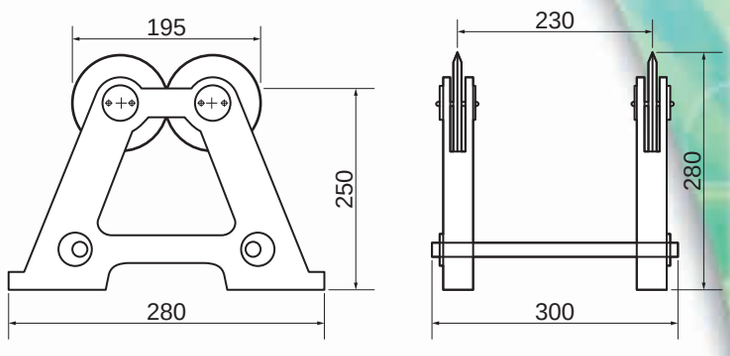

規 格	砂輪直徑	價格
GM-16	16"	

1231# 沖仔成型器(Punch Former)



HD-D200

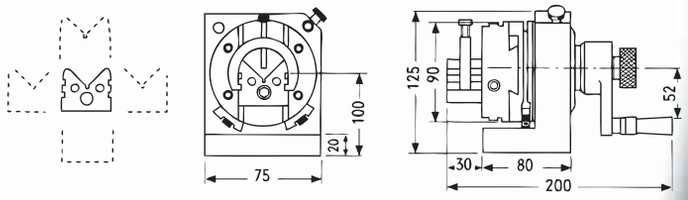

- V型塊之滑動面是由斜齒排與斜輪配合，可輕易帶動且不易斷裂，很簡單可中求得中心。
- 24等份之分割(一等分15°)其精度±5秒之內，利用正弦原理，且與塊規合併使用時，可設定任意角度。
- 成型或平面磨床上，圓弧研磨或分割研磨妻容易操作，形成較複雜之沖子亦可加工。
- 裝上成型桿調整砂輪，可得高精度之砂輪成形，是最高級整修研輪工具，R及再度之複合形狀亦可簡單整修出來，且精度高。
- 砂輪最大直徑200m/m以內，都可以正確且輕易操作。
- 中心高度100mm，R徑調整很容易，同時V形塊依中心標準，可以左右各13.5mm移動。



HD-S100

規 格	功 能	價 格
HD-D200	上下、左右移動	
HD-S100	上下移動	

1232# 手動沖仔研磨機(Punch Grinder)



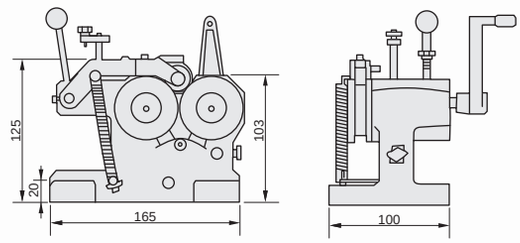

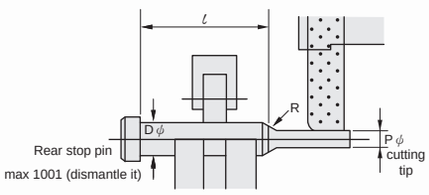

規　　格	PGA-01
研 磨 直 徑	3ϕ~30ϕm/m
同　心　度	0.005m/m內
重　　量	5.2kg
價　　格	

1233# 電動沖仔研磨機(Motor Punch Grinder)

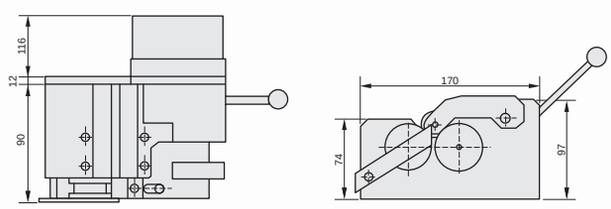

轉速：129rpm

規　　格	PGAM-25
研 磨 直 徑	2ϕ~25ϕm/m
馬　　達	110V，單向25W
同　心　度	0.008m/m內
重　　量	7.1kg
價　　格	

主要參數(Main parameters)：

工作長度(Length of Workpiece) 20mm-120mm
伸出研磨長度(Outside Grinding Length) 5mm-35mm
研磨外徑(Grinding Diameter) 2mm-25mm
研磨精度(Accuraoy) 0.008mm
馬達110V/60HZ(Rollller driving motor 110V/60HZ).....129rpm
馬達220V/50HZ(Rollller driving motor 220V/50HZ).....108rpm

車床配件



1234# OPT 二爪高速中空油壓夾頭 2-JAW HIGH SPEED HOLLOW POWER CHUCKS

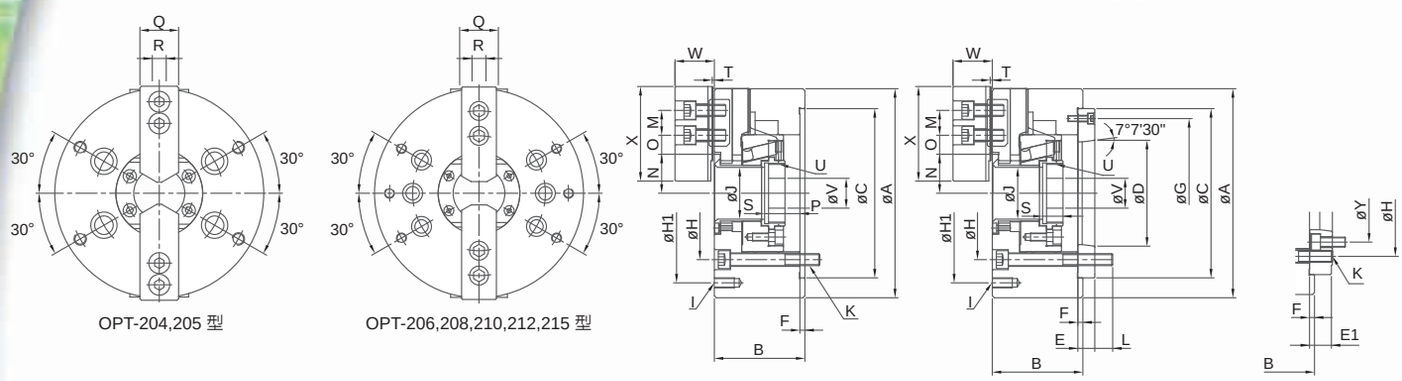

OPT-204,205 型　　OPT-206,208,210,212,215 型

單位/UNIT：mm

型號 Model	主軸鼻端番號 Nose of Spindle	A	B	C (h6)	D	E	E1	F	G	H	H1	I	J	K	L
OPT-204	--	110	59	85	--	--	--	4	--	70.6	--	--	26	4-M10×1.5P	--
OPT-205	A_2-4	135	60	110	63.513	20	--	4	96	82.6	PCDφ118	4-M8×1.25P	33	4-M10×1.5P	15
OPT-206	A_2-5	169	81	140	82.563	15	--	5	116	104.8	PCDφ145	6-M10×1.5P	45	6-M10×1.5P	16
OPT-208	A_2-6 (A_2-5)	210	91	170	106.375	17	23	5	150	133.4	PCDφ180	6-M10×1.5P	52	6-M12×1.75P	18
OPT-210	A_2-8 (A_2-6)	254	100	220	139.719	18	28	5	190	171.4	PCDφ225	6-M12×1.75P	75	6-M16×2P	19
OPT-212	A_2-8	304	110	220	139.719	18	--	6	190	171.4	PCDφ250	6-M12×1.75P	91	6-M16×2P	25
OPT-215	A_2-11 (A_2-8)	381	133	300	196.869	22	33	6	260	235	PCDφ324	6-M12×1.75P	117.5	6-M20×2.5P	28

型號 Model	M	N max.	N min	O max.	O min.	P max.	P min.	Q	R	S	T	U	V	W	X	Y	通孔直徑 Thru-Hole [Diameter]	柱塞行程 Plunger Stroke
OPT-204	14	23	20.3	11.5	6.7	3.5	-6.5	23	10	17.5	2	M32x1.5P	12	24	49.5	--	26	10
OPT-205	14	26.2	23.5	19	6	1	-9	25	10	20	2	M40x1.5P	12	31.5	62	--	33	10
OPT-206	20	32.35	29.6	24	7	11	-1	31	12	19	2	M55x2P	20	37.5	73	--	45	12
OPT-208	25	39.1	35.4	30	10	14.5	-1.5	35	14	20.5	2	M60x2P	30	39.5	95	104.8	52	16
OPT-210	30	51.5	47.1	34	12	8.5	-10.5	40	16	25	2	M85x2P	40	43	110	133.4	75	19
OPT-212	30	61.6	56.3	46	12	8	-15	50	21	28	2	M100x2P	50	51	129	--	91	23
OPT-215	43	82.3	77	46	13	7.5	-16	62	22	42.5	5	M130x2P	48	66.5	165	171.4	117.5	23

型號 Model	爪行程［直徑］ Jaw Stroke [Diameter]	最高迴轉速 Max. Speed r.p.m. (min^{-1})	最大拉力 Max. Pull Force		最大靜夾持力 Max. Gripping Force		最大設定油壓壓力 Max. Hydr. Pressure		淨重 Weight (kg)	搭配油壓缸型號 Matching Cylinder	夾持範圍 Gripping Range
			kgf	KN	kgf	KN	kgf/cm^2	Mpa			
OPT-204	5.4	8000	920	9	1930	19	15.5	1.5	3.6	P0928	φ7~φ110
OPT-205	5.4	7000	1120	11	2340	23	19	1.9	6.5	P1036	φ10~φ135
OPT-206	5.5	6000	1420	14	3770	37	18.5	1.8	13.1	P1246	φ13~φ169
OPT-208	7.4	5000	2240	22	5710	56	17	1.7	23.0	P1552	φ13~φ210
OPT-210	8.8	4200	2850	28	7440	73	18	1.8	35.9	P1875	φ30~φ254
OPT-212	10.6	3300	3670	36	9690	95	18	1.8	56.6	P2091	φ35~φ304
OPT-215	10.6	2500	4790	47	12130	119	17	1.7	103.2	P2511	φ35~φ381

1235# OP 三爪高速中空油壓夾頭 3-JAW HIGH SPEED HOLLOW POWER CHUCKS

BH:加大孔徑
Larger Through Hole
OP-221,224屬大孔徑設計
With Larger Through Hole

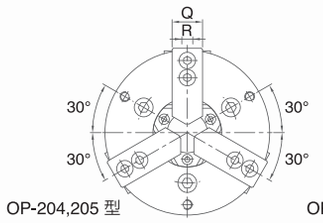

OP-204,205 型

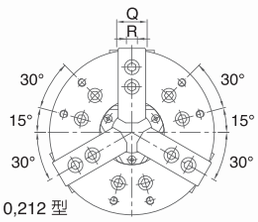

OP-206,208,210,212 型

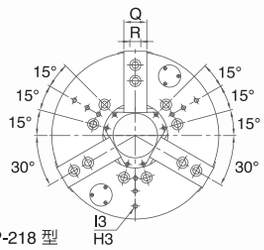

OP-215,OP-218 型

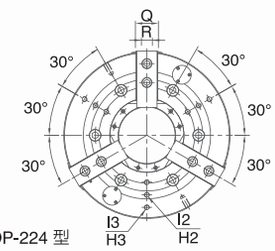

OP-221,OP-224 型

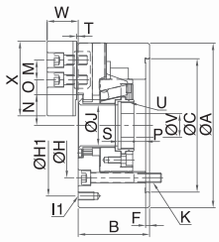

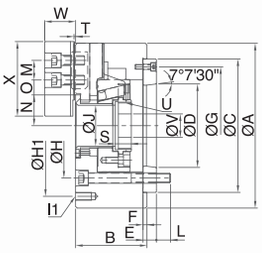

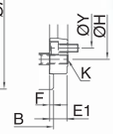

單位/UNIT：mm

型號 Model	主軸鼻端番號 Nose of Spindle	A	B	C (h6)	D	E	E1	F	G	H	H1	I1	H2	I2	H3
OP-204	--	110	59	85	--	--	--	4	--	70.6	--	--	--	--	--
OP-205	A_2-4	135	60	110	63.513	20	--	4	96	82.6	PCDφ118	3-M8×1.25P	--	--	--
OP-206	A_2-5	169	81	140	82.563	15	--	5	116	104.8	PCDφ145	6-M10×1.5P	--	--	--
OP-208	A_2-6 (A_2-5)	210	91	170	106.375	17	23	5	150	133.4	PCDφ180	6-M10×1.5P	--	--	--
OP-210	A_2-8 (A_2-6)	254	100	220	139.719	18	28	5	190	171.4	PCDφ225	6-M12×1.75P	--	--	--
OP-212	A_2-8	304	110	220	139.719	18	--	6	190	171.4	PCDφ250	6-M12×1.75P	--	--	--
OP-215	A_2-11 (A_2-8)	381	133	300	196.869	22	33	6	260	235	--	--	PCDφ230	3-M12×1.75P	PCDφ300
OP-218	A_2-11 (A_2-8)	450	133	300	196.869	22	33	6	260	235	PCDφ230	3-M12×1.75P	PCDφ300	3-M12×1.75P	PCDφ380
OP-221	A_2-15 (A_2-11)	530	140	380	285.775	27	41	6	330.2	330.2	PCDφ300	3-M16×2P	PCDφ380	3-M16×2P	PCDφ460
OP-224	A_2-20 (A_2-15)	610	149	520	412.745	27	42	6	463.6	463.6	PCDφ350	3-M16×2P	PCDφ450	3-M16×2P	PCDφ550
OP-210BH	A_2-8(A_2-6)	254	100	220	139.719	18	28	5	190	171.4	--	--	PCDφ160	3-M12×1.75P	PCDφ220
OP-212BH	A_2-8	304	108	220	139.719	18	--	6	190	171.4	--	--	PCDφ170	3-M16×2P	PCDφ260

型號 Model	I3	J	K	L	M	N max.	N min.	O max.	O min.	P max.	P min.	Q	R	S	T	U	V	W	X
OP-204	--	26	3-M10×1.5P	--	14	23	20.3	11.5	6.7	3.5	-6.5	23	10	17.5	2	M32x1.5P	12	24	49.5
OP-205	--	33	3-M10×1.5P	15	14	26.2	23.5	19	6	1	-9	25	10	20	2	M40x1.5P	12	31.5	62
OP-206	--	45	6-M10×1.5P	16	20	32.35	29.6	24	7	11	-1	31	12	19	2	M55x2P	20	37.5	73
OP-208	--	52	6-M12×1.75P	18	25	39.1	35.4	30	10	14.5	-1.5	35	14	20.5	2	M60x2P	30	39.5	95
OP-210	--	75	6-M16×2P	19	30	51.5	47.1	34	12	8.5	-10.5	40	16	25	2	M85x2P	40	43	110
OP-212	--	91	6-M16×2P	25	30	61.6	56.3	46	12	8	-15	50	21	28	2	M100x2P	50	51	129
OP-215	3-M12×1.75P	117.5	6-M20×2.5P	28	43	82.3	77	46	13	7.5	-16	62	22	42.5	5	M130x2P	48	66.5	165
OP-218	3-M12×1.75P	120	6-M20×2.5P	28	43	83.8	78.5	78	18	7.5	-16	62	22	42.5	5	M130x2P	48	66.5	165
OP-221	3-M16×2P	180	6-M24×3P	33	60	119.6	114.3	63.3	21.3	10.5	-13	65	25	42.5	5	M195x2P	80	73.5	180
OP-224	3-M16×2P	205	6-M24×3P	37	60	134.4	128.4	87.3	21.3	13.5	-11	65	25	41	5	M220x3P	80	73.5	180
OP-210BH	3-M12×1.75P	78	6-M16×2P	24	30	53.1	48.6	33.55	11.05	8.95	-10.55	40	16	25	2	M87x2P	40	43	110
OP-212BH	3-M16×2P	93	6-M16×2P	27	30	63.7	58.7	45.55	12.55	8.65	-13.05	50	21	26	2	M103x2P	50	51	129

型號 Model	Y	通孔直徑 Thru-Hole [Diameter]	柱塞行程 Plunger Stroke	爪行程 [直徑] Jaw Stroke [Diameter]	最高迴轉速 Max.Speed r.p.m(min^{-1})	最大拉力 Max. Pull Force		最大靜夾持力 Max. Gripping Force		最大設定油壓壓力 Max. Hydr. Pressure		淨重 Weight (kg)	搭配油壓缸型號 Matching Cylinder	夾持範圍 Gripping Range
						kgf	KN	kgf	KN	kgf/cm^2	Mpa			
OP-204	--	26	10	5.4	8000	1428	14	2850	28	24	2.3	3.8	P0928	φ7~φ110
OP-205	--	33	10	5.4	7000	1730	17	3570	35	29	2.8	6.1	P1036	φ10~φ135
OP-206	--	45	12	5.5	6000	2140	21	5710	56	28	2.7	12.5	P1246	φ13~φ169
OP-208	104.8	52	16	7.4	5000	3360	33	8360	82	26	2.5	21.9	P1552	φ13~φ210
OP-210	133.4	75	19	8.8	4200	4280	42	11010	108	27	2.6	33.7	P1875	φ30~φ254
OP-212	--	91	23	10.6	3300	5500	54	14380	141	27	2.6	55.3	P2091	φ35~φ304
OP-215	171.4	117.5	23	10.6	2500	7140	70	18250	179	24.5	2.4	106.8	P2511	φ35~φ381
OP-218	171.4	120	23	10.6	2000	7140	70	18250	179	24.5	2.4	152	P2511	φ40~φ450
OP-221	235	180	23	10.6	1700	9080	89	23760	233	31.5	3.0	195.2	P3420	φ115~φ530
OP-224	330.2	205	26	12	1400	9080	89	23760	233	31.5	3.0	269.4	P3420	φ140~φ610
OP-210BH	133.4	78	19.5	9	4200	4280	42	11010	108	27	2.6	36.7	P1878	φ30~φ254
OP-212BH	--	93	21	10	3300	5500	54	14380	141	28	2.7	57.4	P2093	φ35~φ304

1236# OPF 四爪高速中空油壓夾頭 4-JAW HIGH SPEED HOLLOW POWER CHUCKS

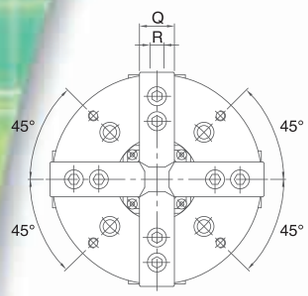

OPF-206,208,210,212 型

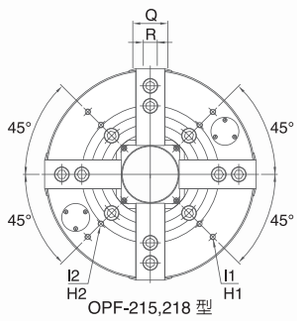

OPF-215,218 型

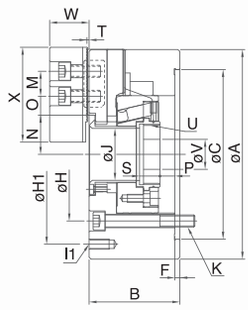

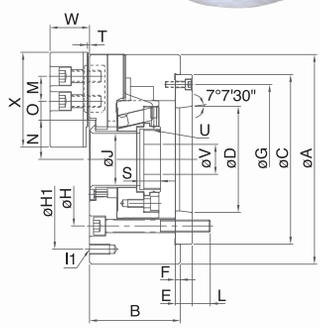

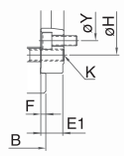

單位/UNIT：mm

型號 Model	主軸鼻端番號 Nose of Spindle	A	B	C (h6)	D	E	E1	F	G	H	H1	I1	H2	I2
OPF-206	A_2-5	169	81	140	82.563	15	--	5	116	104.8	PCDφ145	4-M10×1.5P	--	--
OPF-208	A_2-6 (A_2-5)	210	91	170	106.375	17	23	5	150	133.4	PCDφ180	4-M10×1.5P	--	--
OPF-210	A_2-8 (A_2-6)	254	100	220	139.719	18	28	5	190	171.4	PCDφ225	4-M12×1.75P	--	--
OPF-212	A_2-8	304	110	220	139.719	18	--	6	190	171.4	PCDφ250	4-M12×1.75P	--	--
OPF-215	A_2-11(A_2-8)	381	133	300	196.869	22	33	6	260	235	PCDφ324	4-M12×1.75P	--	--
OPF-218	A_2-11(A_2-8)	450	133	300	196.869	22	33	6	260	235	PCDφ300	4-M12×1.75P	PCDφ380	4-M12×1.75P

型號 Model	J	K	L	M	N max.	N min	O max.	O min.	P max.	P min.	Q	R	S	T	U	V	W	X	Y
OPF-206	45	4-M10×1.5P	16	20	32.35	29.6	24	7	11	-1	31	12	19	2	M55x2P	20	37.5	73	--
OPF-208	52	4-M12×1.75P	18	25	39.1	35.4	30	10	14.5	-1.5	35	14	20.5	2	M60x2P	30	39.5	95	104.8
OPF-210	75	4-M16×2P	19	30	51.5	47.1	34	12	8.5	-10.5	40	16	25	2	M85x2P	40	43	110	133.4
OPF-212	91	4-M16×2P	25	30	61.6	56.3	46	12	8	-15	50	21	28	2	M100x2P	50	51	129	--
OPF-215	117.5	4-M20×2.5P	28	43	82.3	77	46	13	7	-16	62	22	42.5	5	M130x2P	48	66.5	165	171.4
OPF-218	120	4-M20×2.5P	28	43	83.8	78.5	78	16.5	7	-16	62	22	42.5	5	M130x2P	48	66.5	165	171.4

型號 Model	通孔直徑 Thru-Hole [Diameter]	柱塞行程 Plunger Stroke	爪行程 [直徑] Jaw Stroke [Diameter]	最高迴轉速 Max. Speed r.p.m. (min^{-1})	最大拉力 Max. Pull Force		最大靜夾持力 Max. Gripping Force		最大設定油壓壓力 Max. Hydr. Pressure		淨重 Weight (kg)	搭配 油壓缸型號 Matching Cylinder	夾持範圍 Gripping Range
					kgf	KN	kgf	KN	kgf/cm^2	Mpa			
OPF-206	45	12	5.5	4500	1630	16	4180	41	21	2.1	14.2	P1246	φ22~φ169
OPF-208	52	16	7.4	3600	2440	24	6010	59	19	1.9	24.5	P1552	φ25~φ210
OPF-210	75	19	8.8	3200	3160	31	8050	79	20	2.0	38.1	P1875	φ28~φ254
OPF-212	91	23	10.6	2500	4080	40	10400	102	20	2.0	60.5	P2091	φ35~φ304
OPF-215	117.5	23	10.6	1800	5400	53	13600	134	19	1.9	111.5	P2511	φ63~φ381
OPF-218	120	23	10.6	1500	5400	53	13600	134	19	1.9	164.5	P2511	φ80~φ450

1237# OP-L, OPT-L 中空長行程油壓夾頭 LONG STROKE HOLLOW POWER CHUCKS

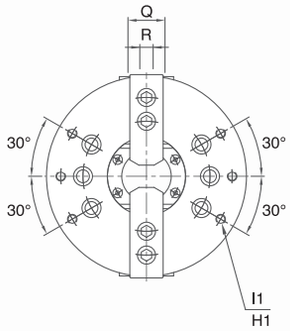

OPT-L 型

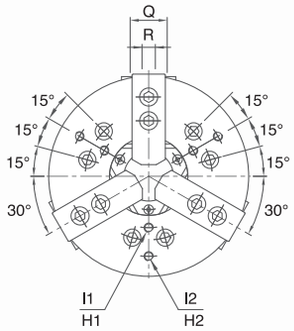

OP-L 型

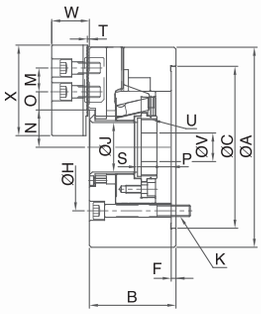

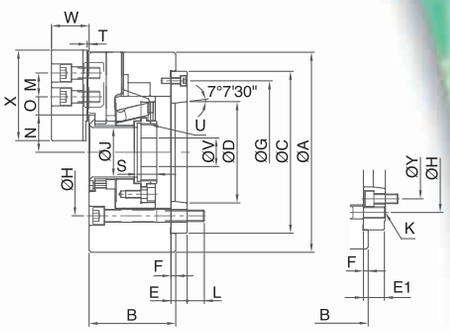

單位/UNIT：mm

型號 Model	主軸鼻端番號 Nose of Spindle	A	B	C (h6)	D	E	E1	F	G	H	H1	I1
OP-206L	A_2-5	173	87	140	82.563	15	--	5	116	104.8	PCDφ90	3-M8×1.25P
OP-208L	A_2-6 (A_2-5)	215	103	170	106.375	17	23	5	150	133.4	PCDφ120	3-M8×1.25P
OP-210L	A_2-8 (A_2-6)	256	112	220	139.719	18	28	5	190	171.4	PCDφ160	3-M12×1.75P
OPT-206L	A_2-8	173	87	140	82.563	15	--	5	116	104.8	PCDφ145	6-M10×1.5P
OPT-208L	A_2-11(A_2-8)	215	103	170	106.375	17	23	5	150	133.4	PCDφ180	6-M10×1.5P
OPT-210L	A_2-11(A_2-8)	256	112	220	139.719	18	28	5	190	171.4	PCDφ225	6-M12×1.75P

型號 Model	H2	I2	J	K	L	M	N max.	N min.	O max.	O min.
OP-206L	PCDφ140	3-M8×1.25P	45	6-M10x1.5P	15	20	39.07	33.46	21.05	10.55
OP-208L	PCDφ170	3-M8×1.25P	52	6-M12x1.75P	21	25	47.85	39.66	25.05	13.05
OP-210L	PCDφ220	3-M12×1.75P	75	6-M16x2P	22	30	61.34	52.06	29.05	12.55
OPT-206L	--	--	45	6-M10x1.5P	15	20	39.07	33.46	21.05	10.55
OPT-208L	--	--	52	6-M12x1.75P	21	25	47.85	39.66	25.05	13.05
OPT-210L	--	--	75	6-M16x2P	22	30	61.34	52.06	29.05	12.55

型號 Model	P max.	P min.	Q	R	S	T	U	V	W	X	Y	通孔直徑 Thru-Hole [Diameter]	柱塞行程 Plunger Stroke
OP-206L	11	-4	31	12	19	2	M55x2P	20	37.5	73	--	45	15
OP-208L	14.5	-7.5	35	14	20.5	2	M60x2P	30	39.5	95	104.8	52	22
OP-210L	8.5	-16.5	40	16	25	2	M85x2P	40	43	110	133.4	75	25
OPT-206L	11	-4	31	12	19	2	M55x2P	20	37.5	73	--	45	15
OPT-208L	14.5	-7.5	35	14	20.5	2	M60x2P	30	39.5	95	104.8	52	22
OPT-210L	8.5	-16.5	40	16	25	2	M85x2P	40	43	110	133.4	75	25

型號 Model	爪行程［直徑］ Jaw Stroke [Diameter]	最高迴轉速 Max.Speed r.p.m(min^{-1})	最大拉力 Max. Pull Force		最大靜夾持力 Max. Gripping Force		最大設定油壓壓力 Max. Hydr. Pressure		淨重 Weight (kg)	搭配油壓缸型號 Matching Cylinder	夾持範圍 Gripping Range
			kgf	KN	kgf	KN	kgf/cm^2	Mpa			
OP-206L	10.8	4300	2140	21	4080	40	28	2.7	14.9	P1246	φ20~φ173
OP-208L	16	3500	3360	33	5910	58	26	2.5	37	P1552	φ25~φ215
OP-210L	18	3000	4280	42	7540	74	27	2.6	40.6	P1875	φ40~φ256
OPT-206L	10.8	4300	1420	14	2650	26	18.5	1.8	14.5	P1246	φ20~φ173
OPT-208L	16	3500	2240	22	3870	38	17	1.7	26.4	P1552	φ25~φ215
OPT-210L	18	3000	2850	28	4990	49	18	1.8	39.5	P1875	φ40~φ256

1238# P 高速中空油壓迴轉缸 SUPER HIGH SPEED HOLLOW ROTARY HYDRAULIC CYLINDERS

L：加長行程

L：Longer stroke

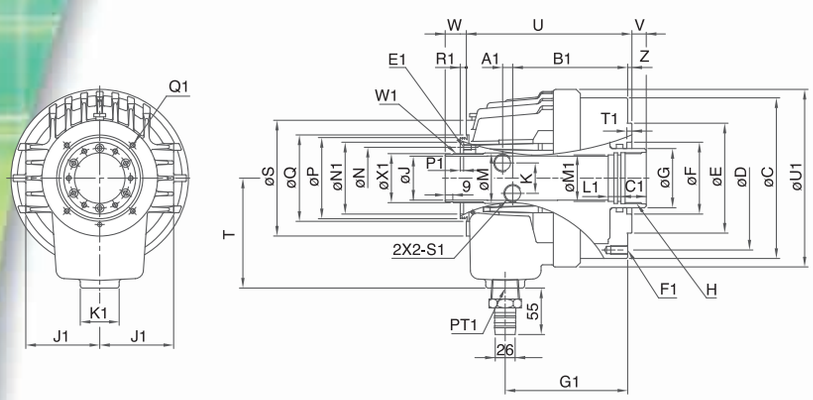

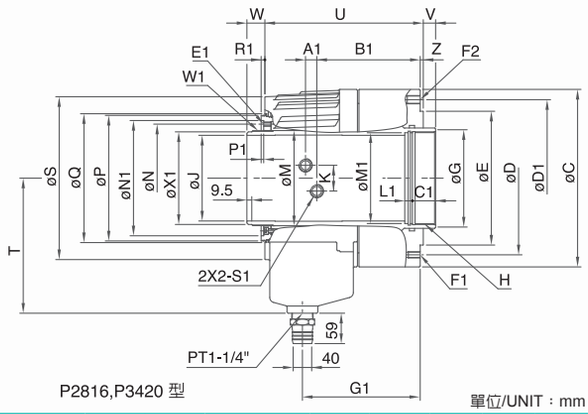

P2816,P3420 型

單位/UNIT：mm

型號 Model	A1	B1	C	C1	D	D1	E (h7)	E1	F	F1	F2	G	G1	H	J	J1	K	K1	L1
P0928	9	109	120	25	100	--	80	8-M5×0.8P	60	6-M8×1.25P	--	45	114	M38×1.5P	28	60	25	46	15
P1036	11	120	136	25	115	--	100	6-M5×0.8P	65	6-M10×1.5P	--	48	126	M42×1.5P	36	68	32	46	15
P1246	12	126.5	155	30	130	--	100	6-M6×1P	80	12-M10×1.5P	--	65	133	M55×2P	46	76	36	46	15
P1552	12	136	190	30	170	--	130	6-M6×1P	85	12-M10×1.5P	--	70	145	M60×2P	52	87.5	36	46	15
P1875	17.5	154.5	215	35	190	--	160	6-M6×1P	125	12-M10×1.5P	--	95	163.5	M85×2P	75	101	36	46	15
P1878	17.5	154.5	215	35	190	--	160	6-M6×1P	125	12-M10×1.5P	--	98.5	163.5	M87×2P	78	101	36	46	15
P2091	21	168	240	35	215	--	180	6-M6×1P	140	12-M12×1.75P	--	110	183	M100×2P	91	110	36	46	15
P2093	21	168	240	35	215	--	180	6-M6×1P	140	12-M12×1.75P	--	115	183	M103×2P	93	110	36	46	15
P2511	27	191	310	45	275	--	230	6-M6×1P	166	12-M16×2P	--	140	218	M130×2P	117.5	135	40	46	15
P2816	22	201	345	45	298	305	260	6-M8×1.25P	220	12-M12×1.75P	12-M16×2P	195	229	M180×3P	166.5	180	50	60	15
P3420	22	223	405	45	360	--	320	6-M8×1.25P	260	12-M20×2.5P	--	235	247	M220×3P	205	210	50	60	20
P2816L	22	217	345	45	298	305	260	6-M8×1.25P	220	12-M12×1.75P	12-M16×2P	195	245	M180×3P	166.5	180	50	60	15

型號 Model	M	M1	N	N1	P	P1	Q	Q1	R1	S	S1	T	T1	U	U1	V max.	V min.	W max.	W1	W min.	X1
P0928	34.6	34	44	53	59	4	64.8	4-M4×0.7P(PCDφ76)	5	95	PT1/4	105	4	159	137	9.05	-0.95	33.95	M34×1.5P	23.95	31.8
P1036	44.6	38	55	64	73	6	80	4-M5×0.8P(PCDφ88)	5	105	PT3/8	115	6	179	154	10	-5	39	M44×1.5P	24	42
P1246	52.9	50	64	76	85	4	90	4-M5×0.8P(PCDφ98)	6	116	PT1/2	115	6	184	172	10	-5	40	M52×1.5P	25	50
P1552	59.6	55	73	85	96	4	102	4-M6×1P(PCDφ110)	7	137	PT1/2	130	6	196	210	17	-5	47	M58×1.5P	25	56
P1875	84.6	80	98	108	121	4	131	4-M6×1P(PCDφ155)	7	165	PT1/2	160	4	230	235	20	-5	50	M84×2P	25	81
P1878	84.6	83	98	108	121	4	131	4-M6×1P(PCDφ155)	7	165	PT1/2	160	4	230	235	20	-5	50	M84×2P	25	81
P2091	99.6	95	108	120	138	4	147	4-M6×1P(PCDφ165)	7	180	PT1/2	185	6	253	260	25	-5	55	M99×2P	25	96
P2093	99.6	100	108	120	138	4	147	4-M6×1P(PCDφ165)	7	180	PT1/2	185	6	253	260	25	-5	55	M99×2P	25	96
P2511	134.6	125	148	160	178	5	184	4-M6×1P(PCDφ206)	7	230	PT1/2	210	7	304	302	24	-6	55	M134×2P	25	130
P2816	185	176.5	210	224	244	5	250	6-M6×1P(PCDφ275)	7	310	PT3/4	262.5	--	308	--	24	-6	65	M185×3P	35	180
P3420	225	210	250	264	284	5	290	6-M6×1P(PCDφ315)	7	365	PT3/4	300	6	334	--	36	-6	77	M225×3P	35	220
P2816L	185	176.5	210	224	244	5	250	6-M6×1P(PCDφ275)	7	310	PT3/4	262.5	6	324	--	36	-6	77	M185×3P	35	180

型號 Model	Z	活塞行程 Plunger Stroke	最高迴轉速 Max. Speed r.p.m. (min^{-1})	活塞直徑 Piston Dia	慣性矩 I Moment of Inertia ($kg·m^2$)	流量 Oil Leakage Rate (l/min)	最高使用壓力 Max. Pressure		活塞面積 Piston Area (cm^2)		最大推[拉]力 Max. Operating Force				淨重 Weight (kg)
									推力側 Push Side	拉力側 Pull Side	推力側 Push Side		拉力側 Pull Side		
							kgf/cm^2	Mpa			kgf	KN	kgf	KN	
P0928	5	10	8000	90	0.008	3	40	3.9	54	47.5	2000	19.60	1750	17.20	6.5
P1036	5	15	8000	105	0.012	3	40	3.9	70	68	2500	24.50	2400	23.50	9
P1246	5	15	7000	125	0.019	3	40	3.9	100	89	3700	36.20	3200	31.30	11.9
P1552	5	22	6200	155	0.053	3.9	40	3.9	160	150	5900	57.80	5500	53.90	17.3
P1875	5	25	4700	180	0.096	4.2	40	3.9	198	183	7200	70.50	6700	65.60	26.1
P1878	5	25	4700	180	0.096	4.2	40	3.9	198	178	7200	70.50	6500	63.70	25.5
P2091	5	30	3800	205	0.16	4.5	40	3.9	252	235	9200	90.10	8600	84.30	33.3
P2093	5	30	3800	205	0.16	4.5	40	3.9	252	226	9200	90.10	8313	81.50	32.9
P2511	6	30	2800	250	0.5	7	40	3.9	348	336	12400	121.50	12000	117.60	63
P2816	6	30	2000	280	1.6	11	40	3.9	346	317	11700	114.70	10500	103.00	96.3
P3420	6	42	1600	340	3.2	14	35	3.6	510	474	14300	140.20	13300	130.40	138.5
P2816L	6	42	2000	280	1.6	11	40	3.9	346	317	11700	114.70	10500	103.00	100.6

※流量測試標準－壓力：30kgf/cm^2 (2.94Mpa) 油溫50°c

※Test standard of oil leakage: Pressure-30 kgf/cm^2 (2.94Mpa), Oil temperature-50°c

1239# F-S 薄型高速中空油壓迴轉缸 HIGH SPEED COMPACT HOLLOW ROTARY HYDRAULIC CYLINDERS

新產品 NEW

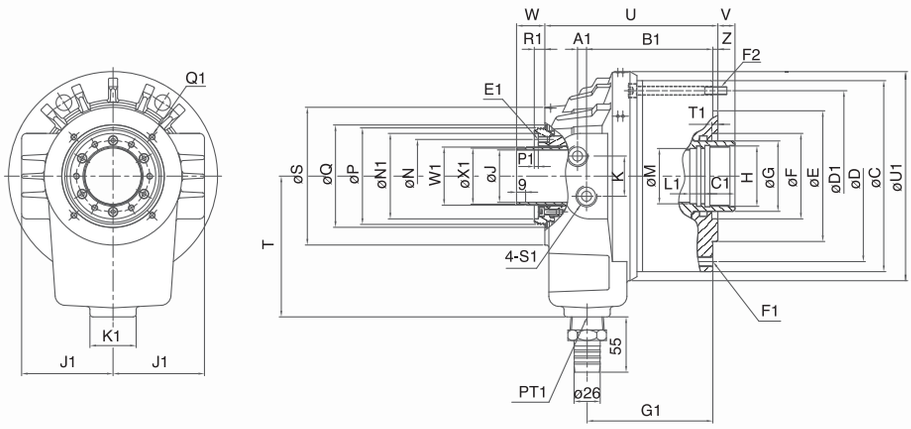

單位/UNIT：mm

型號 Model	A1	B1	C	C1	D	D1	E (h7)	E1	F	F1	F2	G	G1	H	J	J1
F1033S	9	107.1	140	25	125	125	110	6-M6×1P	65	6-M10×1.5P	6-M8×1.25P	45	110.5	M38×1.5P	33	67.5
F1036S	9	107.1	140	25	115	125	100	6-M5×0.8P	65	6-M10×1.5P	6-M8×1.25P	48	110.5	M38×1.5P	36	67.5
F1246S	9	117.7	165	30	130	147	100	6-M6×1P	80	12-M10×1.5P	6-M8×1.25P	65	117	M55×2P	46	80
F1552S	9	125.7	190	30	170	170	130	6-M6×1P	85	12-M10×1.5P	6-M8×1.25P	70	125	M60×2P	52	91
F1875S	11.6	143	215	35	190	196	160	6-M6×1P	125	12-M10×1.5P	6-M10×1.5P	95	143	M85×2P	75	107

型號 Model	K	K1	L1	M	N	N1	P	P1	Q	Q1	R1	S	S1	T	T1	U
F1033S	38	46	15	35	49	62	70	4	74	4-M5×0.8P(PCDφ83)	6	103	PT 1/4	115	6	158.1
F1036S	38	46	15	38	55	64	73	4	79	4-M5×0.8P(PCDφ88)	10	103	PT 3/8	115	6	158.1
F1246S	40	46	15	50	64	76	85	4	90	4-M5×0.8P(PCDφ98)	10.5	121	PT 1/2	125	6	164.2
F1552S	40	46	15	55	73	85	96	4	102	4-M6×1P(PCDφ110)	10.5	137	PT 1/2	140	6	172.2
F1875S	40	46	15	80	98	108	120	4	126	4-M6×1P(PCDφ155)	10.5	165	PT 1/2	170	4	197.3

型號 Model	U1	V max.	V min.	W max.	W1	W min.	X1	活塞行程 Piston Stroke	Z	最高迴轉速 Max. Speed r.p.m. (min^{-1})	活塞直徑 Piston Dia	慣性矩 I Moment of Inertia ($kg·m^2$)
F1033S	160	10.05	-4.95	39.8	M39×1.5P	24.8	37	15	5	8000	105	0.012
F1036S	160	10.05	-4.95	43.8	M44×1.5P	28.8	41.8	15	5	8000	105	0.012
F1246S	180	10.05	-4.95	44.25	M52×1.5P	29.25	49.8	15	5	7000	125	0.019
F1552S	205	17.05	-4.95	50.15	M58×1.5P	28.15	55.8	22	5	6200	155	0.053
F1875S	231	20.05	-4.95	53.15	M84×2P	28.15	80.8	25	5	4700	180	0.096

型號 Model	流量 Oil Leakage Rate (l /min)	最高使用壓力 Max. Pressure		活塞面積 Piston Area (cm^2)		最大推〔拉〕力 Max. Operating Force				淨重 Weight (kg)
						推力側 Push Side		拉力側 Pull Side		
		kgf/cm^2	Mpa	推力側 Push Side	拉力側 Pull Side	kgf	KN	kgf	KN	
F1033S	3.0	40	3.9	74	70	2600	25.5	2500	24.5	8.2
F1036S	3.0	40	3.9	70	68	2500	24.5	2400	23.5	8.4
F1246S	3.0	40	3.9	100	89	3700	36.2	3200	31.3	11.5
F1552S	3.9	40	3.9	160	150	5900	57.8	5500	53.9	15.4
F1875S	4.2	40	3.9	198	183	7200	70.5	6700	65.6	22.9

※流量測試標準－壓力：30kgf/cm^2 (2.94Mpa) 油溫50°c
※Test standard of oil leakage: Pressure-30 kgf/cm^2 (2.94Mpa), Oil temperature-50°c

1240# OPB 大孔徑三爪高速中空油壓夾頭 LARGE THROUGH HOLE 3-JAW HIGH SPEED POWER CHUCKS

新產品 NEW

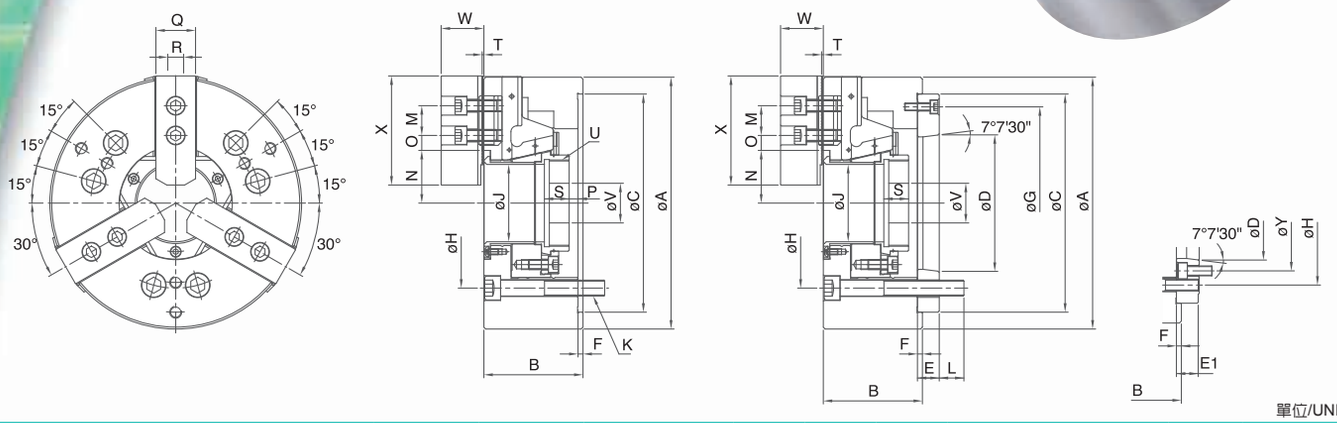

單位/UNIT：mm

型號 Model	主軸鼻端番號 Nose Of Spindle	A	B	C (h6)	D	E	E1	F	G	H	J	K
OPB-206	A_2-5	170	81	140	ϕ82.563	--	20	5	--	PCDø122	52	6-M10×1.5P
OPB-208	A_2-6	215	91	170	ϕ106.375	--	22	5	--	PCDø150	66	6-M12×1.75P
OPB-210	A_2-8	256	100	220	ϕ139.719	--	28	5	--	PCDø180	81	6-M16×2P
OPB-212	A_2-11(A_2-8)	315	108	300	ϕ196.869	22	33	5	260	PCDø235	106	6-M20×2.5P
OPB-215	A_2-15(A_2-11)	405	133	380	ϕ285.775	27	41	6	330.2	PCDø330.2	142	6-M24×3P
OPB-218	A_2-15(A_2-11)	455	134	380	ϕ285.775	27	41	6	330.2	PCDø330.2	166.5	6-M24×3P

型號 Model	L	M	N max.	N min.	O max.	O min.	P max.	P min.	Q	R	S	T	U
OPB-206	--	20	36.35	33.6	21.1	9.1	7	-5	31	12	23	2	M60×2P
OPB-208	--	25	46.6	42.9	26.6	11.6	10	-6	35	14	25	2	M75×2P
OPB-210	--	30	54.6	50.1	33.1	13.6	8.5	-10.5	40	16	25	2	M90×2P
OPB-212	27	30	69.7	64.3	45.6	12.6	8	-15	50	21	28	2	M115×2P
OPB-215	32	43	95.1	89.5	43.55	16.55	8	-15	62	22	42.5	5	M155×2P
OPB-218	32	43	108.29	102.45	55.55	16.55	11.5	-13	62	22	38	5	M180×2P

型號 Model	V	W	X	Y	通孔直徑 Thru-Hole [Diameter]	柱塞行程 Plunger Stroke	爪行程［直徑］ Jaw Stroke [Diameter]	最高迴轉速 Max.Speed r.p.m(min^{-1})
OPB-206	20	37.5	73	104.8	52	12	5.5	6000
OPB-208	30	39.5	80	133.4	66	16	7.4	5000
OPB-210	40	43	110	171.4	81	19	8.8	4200
OPB-212	50	51	129	171.4	106	23	10.6	3400
OPB-215	80	66	165	235	142	23	10.6	2500
OPB-218	80	66	165	235	166.5	24.5	11.3	2000

型號 Model	最大拉力 Max. Pull Force		最大靜夾持力 Max. Gripping Force		最大設定油壓壓力 Max. Hydr. Pressure		淨重 Weight (kg)	搭配油壓缸型號 Matching Cylinder	夾持範圍 Gripping Range
	kgf	KN	kgf	KN	kgf/cm^2	Mpa			
OPB-206	2200	21.5	5900	58	21	2.0	12.3	P1452S	ϕ13~ϕ170
OPB-208	3400	33	8800	86	26	2.5	21.7	P1666S	ϕ50~ϕ215
OPB-210	4300	42	11100	109	29	2.8	33.6	P1881S	ϕ34~ϕ254
OPB-212	5600	55	14580	143	18	1.8	57.7	P2511	ϕ50~ϕ315
OPB-215	7240	71	18250	179	26	2.5	--	P2816	ϕ60~ϕ405
OPB-218	7240	71	18250	179	26	2.5	165	P2816	ϕ80~ϕ455

1241# P-S 大孔徑薄型中空油壓迴轉缸 LARGE THROUGH HOLE THIN HOLLOW ROTARY HYDRAULIC CYLINDERS

新產品 NEW

1. 薄型、重量輕：超薄外型構造，重量比傳統迴轉缸輕，形體結構小型化，在高速迴轉時，可減輕機械負擔。
2. 大的貫通孔徑：大孔徑設計使加工物之貫通孔徑的範圍增加。
3. 安全構造：內藏止回閥設計，於突發之壓降時仍可保持推力。

1. Thin & Lightweight: Thin outer structure makes the weight lighter than the traditional rotary cylinders; meanwhile, the compactness and miniaturization lower the burden of machines.
2. Large Thru-hole Diameter: With large open center, gripping range of Bar stock can be increased.
3. Built-in Check Valve: With built-in “check valve”, work pieces can be effectively prevented from flying out during abrupt failure of pressure.

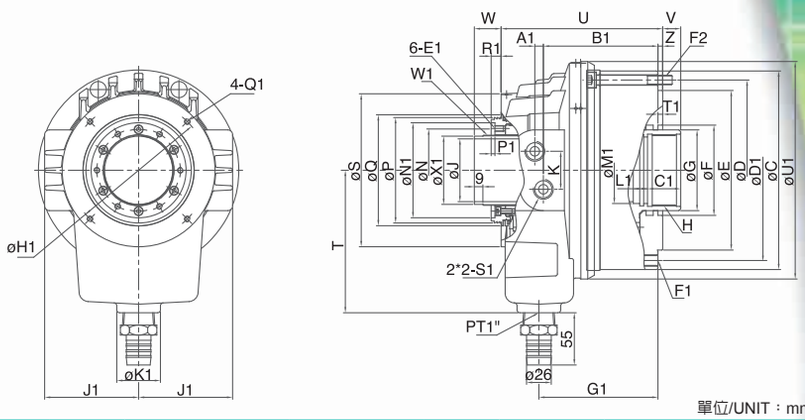

單位/UNIT：mm

型號 Model	A1	B1	C	C1	D	E (h7)	E1	F	F1	F2	G	G1	H	H1
P1452S	9	109.2	180	30	165	140	M6×1P	85	12-M10×1.5P	6-M8×1.25P	70	113.9	M60×2P	120
P1666S	9	120.7	209	35	190	168	M6×1P	95	12-M12×1.75P	6-M10×1.5P	85	125.4	M75×2P	145
P1881S	10.7	133.7	222	35	205	168	M6×1P	110	12-M12×1.75P	6-M10×1.5P	100	139.2	M90×2P	166
P2110S	12	152.2	266	35	240	200	M6×1P	135	12-M12×1.75P	6-M12×1.75P	125	158.5	M115×2P	201

型號 Model	J	J1	K	K1	L1	M1	N	N1	P	P1	Q	Q1	R1	S	S1	T	T1	U
P1452S	52	83	40	46	15	55	73	85	96	4	102	M6×1P	10.5	137	PT 1/2	130	4	155.7
P1666S	66	99	40	46	15	70	88	100	111	4	117	M6×1P	10.5	161	PT 1/2	150	5	170.2
P1881S	81	107.5	40	46	15	85	103	113	126	4	132	M6×1P	10.5	176	PT 1/2	175	5	189.2
P2110S	106	125	40	46	15	110	133	145	160	4	166	M6×1P	10.5	210	PT 1/2	200	5	216.7

型號 Model	U1	V max.	V min.	W max.	W1	W min.	X1	Z	活塞行程 Piston Stroke	最高迴轉速 Max. Speed r.p.m. (min^{-1})	活塞直徑 Piston Dia
P1452S	201	17	-3	48.2	M58×1.5P	28.2	55.8	5	20	6500	145
P1666S	229	19	-3	50.2	M74×1.5P	28.2	71.8	5	22	5600	165
P1881S	244	21.1	-3.9	53.2	M89×2P	28.2	85.8	5	25	4800	180
P2110S	284	19	-11	58.2	M118×2P	28.2	114.8	8	30	3500	210

型號 Model	慣性矩 I Moment of Inertia ($kg·m^2$)	流量 Oil Leakage Rate (l /min)	最高使用壓力 Max. Pressure		活塞面積 Piston Area (cm^2)		最大推〔拉〕力 Max. Operating Force				淨重 Weight (kg)
			kgf/cm^2	Mpa	推力側 Push Side	拉力側 Pull Side	推力側 Push Side		拉力側 Pull Side		
							kgf	KN	kgf	KN	
P1452S	0.035	3.9	40	3.9	137	126	4860	47.6	4464	43.7	12.3
P1666S	0.07	4	40	3.9	170	157	6048	59.3	5580	54.7	17.4
P1881S	0.09	4.3	40	3.9	191	175	6804	66.7	6264	61.4	21.9
P2110S	0.2	6	35	3.4	232	223.5	7220	70.8	6950	68.2	--

※流量測試標準－壓力：30kgf/cm^2 (2.94Mpa) 油溫50°c
※Test standard of oil leakage: Pressure-30 kgf/cm^2 (2.94Mpa), Oil temperature-50°c

1242# PL 後拉式油壓夾頭 PULL BACK POWER CHUCKS

後拉式油壓夾頭做徑向夾持同時強力後拉，工件不會上浮，適用於鑄件及鍛件的加工。

1. 後拉式夾持將工件緊貼在基準面上，使夾持穩固，適用於重切削。
2. 圓柱滑動結構，可長期使用，並確保重覆夾持的優異精度。
3. 準確的自定中心及強力夾持工件不上浮特性，要求長度精準的加工最適宜。
4. 可採用到位偵測，配合自動化系統。

Pull back feature of radial gripping will lead to almost no work piece uplifting displacement; CHANDOX Pull Back Power Chucks are ideal for machining casting and forging parts;

1. By appressing the gripped work piece to the surface, CHANDOX Pull Back Power Chucks are suitable for heavy machining.
2. Chuck Actuators with cylindrical structure are durable and ensures high gripping repeatability.
3. Accurate self-centering and pull back features are adequate for precise length control machining requirements.
4. Optional components can be selected for detecting the right position on an automated loading machine.

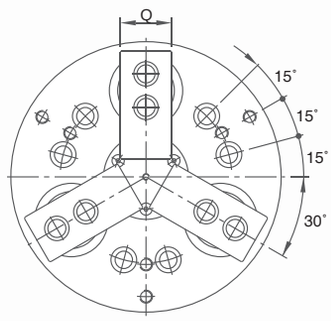

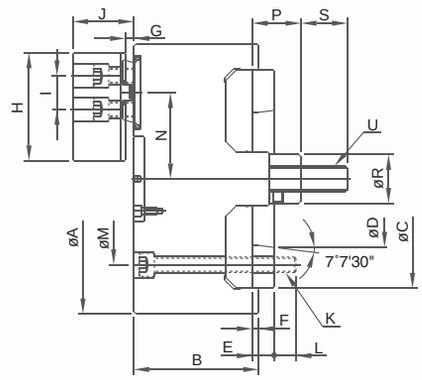

單位/UNIT：mm

型號 Model	A	B	C	D	E	F	G max.	G min.	H	J max.	J min.
PL-06	169	83	140	82.563	15	5	15	5	70	46	36
PL-08	210	97	170	106.375	17	5	16.5	6.5	84	57	47
PL-10	254	110	220	139.719	18	5	22	6	100	68	52
PL-12	304	125	220	139.719	18	5	21.5	5.5	120	72.5	56.5

型號 Model	I	K	L	M	N max.	N min.	P max.	P min.	Q	R
PL-06	--	6-M10×1.5P	14	104.8	56.65	54	33	23	35	32
PL-08	26	6-M12×1.75P	17	133.4	69.65	67	38	28	40	38
PL-10	32	6-M16×2P	24	171.4	87.8	82	48	32	50	50
PL-12	36	6-M16×2P	20	171.4	102.8	97	47	31	60	52

型號 Model	S	U	柱塞行程 Plunger Stroke	爪行程［直徑］ Jaw Stroke [Diameter]	最高迴轉速 Max.Speed r.p.m(min^{-1})	最大拉力 Max. Pull Force	
						kgf	KN
PL-06	36	M16×2P	10	5.3	3500	1420	14
PL-08	36	M20×2.5P	10	5.3	3000	2240	22
PL-10	46	M24×3P	16	11.6	2500	3160	31
PL-12	50	M27×3P	16	11.6	2000	4480	44

型號 Model	最大靜夾持力 Max. Gripping Force		最大設定油壓壓力 Max. Hydr. Pressure		淨重 Weight (kg)	搭配油壓缸型號 Matching Cylinder	夾持範圍 Gripping Range
	kgf	KN	kgf/cm^2	Mpa			
PL-06	2950	29	22	2.2	15.4	L1020	ϕ35~ϕ160
PL-08	4890	48	22	2.2	27.8	L1225	ϕ40~ϕ210
PL-10	4990	49	30	2.9	45.9	L1225	ϕ50~ϕ254
PL-12	7240	71	30	2.9	75.7	L1530	ϕ50~ϕ304

1243# CLT 二爪中實油壓夾頭 2-JAW SOLID POWER CHUCKS

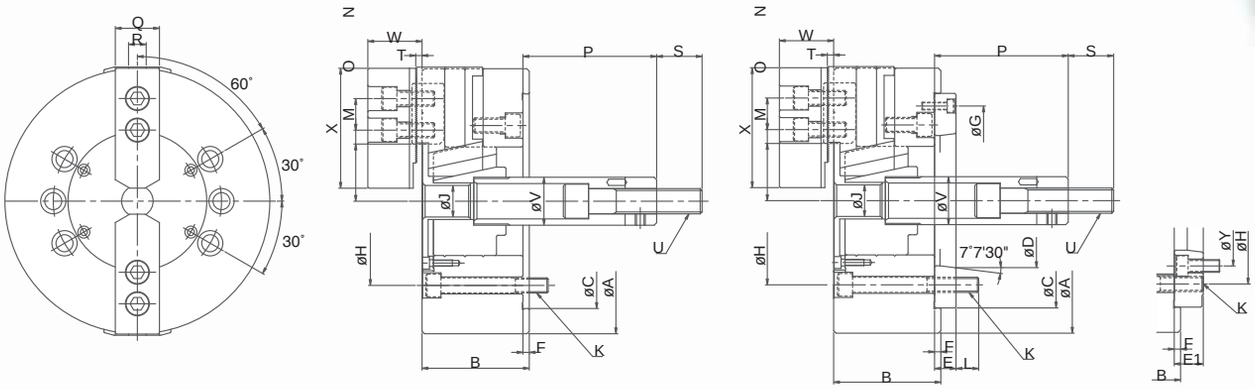

單位/UNIT：mm

型號 Model	主軸鼻端番號 Nose Of Spindle	A	B	C (h6)	D	E	E1	F	G	H	J
CLT-06	A_2-5	165	74	140	82.563	15	--	5	116	104.8	21
CLT-08	A_2-6(A_2-5)	210	85	170	106.375	17	23	5	150	133.4	25
CLT-10	A_2-8(A_2-6)	254	89	220	139.719	18	28	5	190	171.4	34
CLT-12	A_2-8	304	106	220	139.719	18	--	6	190	171.4	34

型號 Model	K	L	M	N max.	N min.	O max.	O min.	P max.	P min.	Q	R	S
CLT-06	6-M10×1.5P	14	20	37.8	33.25	15.1	9.1	101.5	81.5	31	12	36
CLT-08	6-M12×1.75P	18	25	46.3	41.9	22.1	10.1	127	106	35	14	36
CLT-10	6-M16×2P	25	30	51.4	47	30.6	9.6	158	133	40	16	36
CLT-12	6-M16×2P	25	30	60.7	55.45	48.6	12.6	163	133	50	18	36

型號 Model	T	U	V	W	X	Y	活塞行程 Piston Stroke	爪行程［直徑］ Jaw Stroke [Diameter]	最高迴轉速 Max. Speed r.p.m. (min^{-1})
CLT-06	4	M16×2P	34	39	73	--	20	8.5	5000
CLT-08	5	M20×2.5P	38	42	95	104.8	21	8.8	4000
CLT-10	5	M20×2.5P	45	46	110	133.4	25	8.8	3500
CLT-12	5	M20×2.5P	50	54	129	--	30	10.5	3000

型號 Model	最大拉力 Max. Pull Force		最大靜夾持力 Max. Gripping Force		最大設定油壓壓力 Max. Hydr. Pressure		淨重 Weight (kg)	搭配油壓缸型號 Matching Cylinder	夾持範圍 Gripping Range
	kgf	KN	kgf	KN	kgf/cm^2	Mpa			
CLT-06	1220	12	3460	34	17	1.7	11.1	L1020(L1020R)	φ9~φ165
CLT-08	1630	16	4990	49	16	1.6	21.3	L1225(L1225R)	φ12~φ210
CLT-10	1930	19	7140	70	19	1.9	32.6	L1225(L1225R)	φ15~φ254
CLT-12	2750	27	10300	101	20	2.0	57	L1530(L1530R)	φ20~φ304

1244# CL 三爪中實油壓夾頭 3-JAW SOLID POWER CHUCKS

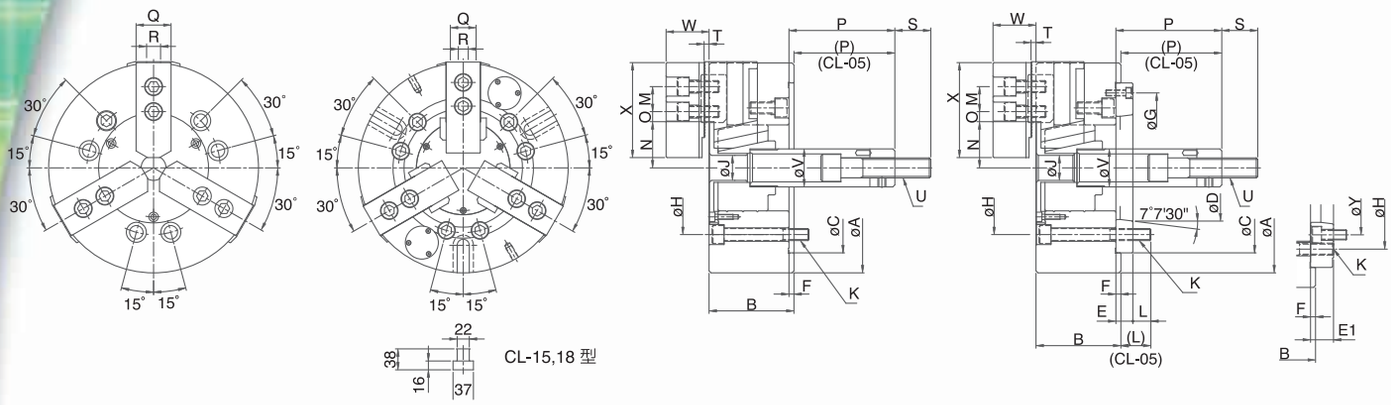

單位/UNIT：mm

型號 Model	主軸鼻端番號 Nose Of Spindle	A	B	C (h6)	D	E	E1	F	G	H	J	K	L	M
CL-05	A_2-4	135	55	80	63.513	--	--	7	--	100	--	3-M8×1.25P	14	14
CL-06	A_2-5	165	74	140	82.563	15	--	5	116	104.8	21	6-M10×1.5P	14	20
CL-08	A_2-6(A_2-5)	210	85	170	106.375	17	23	5	150	133.4	25	6-M12×1.75P	18	25
CL-10	A_2-8(A_2-6)	254	89	220	139.719	18	28	5	190	171.4	34	6-M16×2P	25	30
CL-12	A_2-8	304	106	220	139.719	18	--	6	190	171.4	34	6-M16×2P	25	30
CL-15	A_2-11	381	114	300	196.869	22	--	6	260	235	--	6-M20×2.5P	32	43
CL-18	A_2-11	450	114	300	196.869	22	--	6	260	235	--	6-M20×2.5P	32	43

型號 Model	N max.	N min.	O max.	O min.	P max.	P min.	Q	R	S	T	U	V	W	X	Y
CL-05	30.4	27.2	17.1	9.6	9	-6	25	10	35	2	M12×1.75P	28	31	62	--
CL-06	37.8	33.25	15.1	9.1	101.5	81.5	31	12	36	4	M16×2P	34	39	73	--
CL-08	46.3	41.9	22.1	10.1	127	106	35	14	36	5	M20×2.5P	38	42	95	104.8
CL-10	51.4	47	30.6	9.6	158	133	40	16	36	5	M20×2.5P	45	46	110	133.4
CL-12	60.7	55.45	48.6	12.6	163	133	50	18	36	5	M20×2.5P	50	54	129	--
CL-15	69.05	60.97	58.05	40.05	104	69	62	25.5	55	7	M30×3.5P	60	68	165	--
CL-18	99.46	91.38	58.05	40.05	92	57	62	25.5	55	7	M30×3.5P	60	68	165	--

型號 Model	柱塞行程 Plunger Stroke	爪行程［直徑］ Jaw Stroke [Diameter]	最高迴轉速 Max.Speed r.p.m(min^{-1})	最大拉力 Max. Pull Force		最大靜夾持力 Max. Gripping Force		最大設定油壓壓力 Max. Hydr. Pressure		淨重 Weight (kg)	搭配油壓缸型號 Matching Cylinder	夾持範圍 Gripping Range
				kgf	KN	kgf	KN	kgf/cm^2	Mpa			
CL-05	15	6.4	5500	800	7.8	2450	24	25	2.5	6	L0815	φ8~φ135
CL-06	20	8.5	5000	1730	17	5200	51	25	2.5	11.4	L1020 (L1020R)	φ18~φ165
CL-08	21	8.8	4600	2440	24	7440	73	25	2.5	21.9	L1225 (L1225R)	φ12~φ210
CL-10	25	8.8	4000	2850	28	10810	106	29	2.8	33.4	L1225 (L1225R)	φ16~φ254
CL-12	30	10.5	3200	4080	40	15500	152	29	2.8	58.5	L1530 (L1530R)	φ18~φ304
CL-15	35	16	3000	8260	81	25290	248	32	3.1	100.6	L2035 (L2035R)	φ68~φ381
CL-18	35	16	2700	8260	81	25290	248	32	3.1	134.3	L2035 (L2035R)	φ100~φ450

1245# CL-DP 三爪中實油壓夾頭 3-JAW SOLID POWER CHUCKS

新產品 NEW

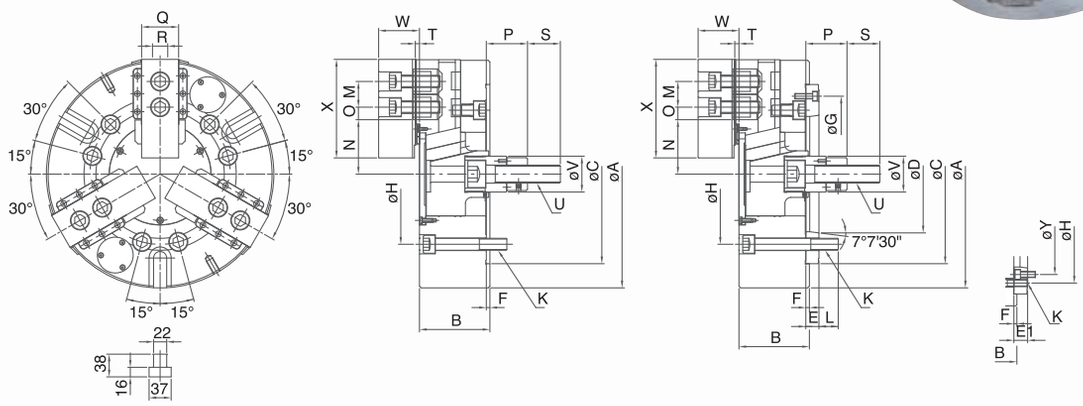

單位/UNIT：mm

型號 Model	主軸鼻端番號 Nose Of Spindle	A	B	C (h6)	D	E	E1	F	G	H	K	L	M
CL-15DP	A_2-11	381	118	300	196.869	22	--	6	260	235	6-M20×2.5P	32	43
CL-18DP	A_2-11	450	118	300	196.869	22	--	6	260	235	6-M20×2.5P	32	43
CL-21DP	A_2-15(A_2-11)	530	129	380	285.775	27	41	6	330.2	330.2	6-M24×3P	33	60
CL-24DP	A_2-15(A_2-11)	610	129	380	285.775	27	41	6	330.2	330.2	6-M24×3P	33	60
CL-32DP	A_2-15(A_2-11)	800	129	380	285.775	27	41	6	330.2	330.2	6-M24×3P	33	60
CL-40DP	A_2-15(A_2-11)	1000	129	380	285.775	27	41	6	330.2	330.2	6-M24×3P	33	60

型號 Model	N max.	N min.	O max.	O min.	P max.	P min.	Q	R	S	T	U	V	W	X	Y
CL-15DP	69.05	60.97	58.05	40.05	104	69	62	25.5	55	7	M30×3.5P	60	68	165	--
CL-18DP	99.46	91.38	58.05	40.05	92	57	62	25.5	55	7	M30×3.5P	60	68	165	--
CL-21DP	80.49	72.41	101.8	41.8	96.95	61.95	65	25	55	7	M30×3.5P	60	75.5	180	235
CL-24DP	119.49	111.41	101.8	41.8	96.95	61.95	65	25	55	7	M30×3.5P	60	75.5	180	235
CL-32DP	119.49	111.39	197.8	41.8	97	61.95	65	25	55	7	M30×3.5P	60	75.5	180	235
CL-40DP	119.49	111.39	299.8	41.8	97	102	65	25	55	7	M30×3.5P	60	75.5	180	235

型號 Model	柱塞行程 Plunger Stroke	爪行程［直徑］ Jaw Stroke [Diameter]	最高迴轉速 Max.Speed r.p.m(min^{-1})	最大拉力 Max. Pull Force		最大靜夾持力 Max. Gripping Force		最大設定油壓壓力 Max. Hydr. Pressure		淨重 Weight (kg)	搭配油壓缸型號 Matching Cylinder	夾持範圍 Gripping Range
				kgf	KN	kgf	KN	kgf/cm^2	Mpa			
CL-15DP	35	16	3000	8260	81	25290	248	32	3.1	104.1	L2035(L2035RE)	φ68~φ381
CL-18DP	35	16	2700	8260	81	25290	248	32	3.1	138.5	L2035(L2035RE)	φ100~φ450
CL-21DP	35	16	1900	8650	85	27000	265	33	3.2	204.8	L2035(L2035RE)	φ80~φ530
CL-24DP	35	16	1700	8650	85	27000	265	33	3.2	260	L2035(L2035RE)	φ155~φ610
CL-32DP	35	16	1100	8650	85	27000	265	33	3.2	455.4	L2035(L2035RE)	φ155~φ800
CL-40DP	35	16	800	8650	85	27000	265	33	3.2	--	L2035(L2035RE)	φ155~φ1000

1246# L 中實油壓迴轉缸 SOLID ROTARY HYDRAULIC CYLINDERS

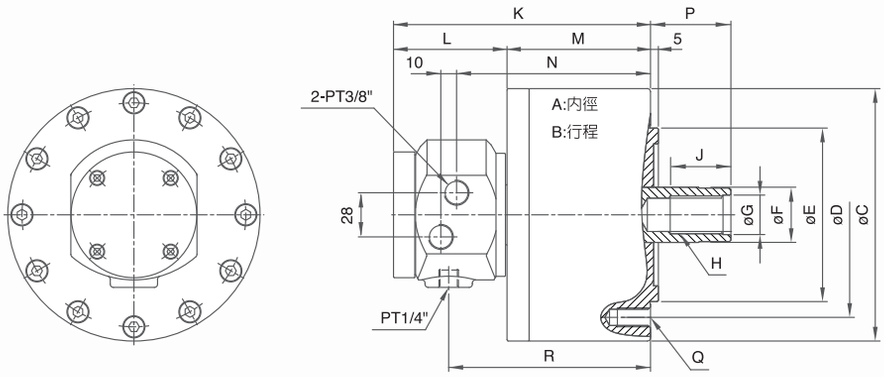

單位/UNIT：mm

型號 Model	A	B	C	D	E (h7)	F	G (H8)	H	J	K	L
L0815	75	15	115	90	65	30	21	M20×2.5P	35	137	72
L1020	105	20	135	100	80	30	21	M20×2.5P	35	155	72
L1225	125	25	160	130	110	35	25	M24×3P	45	163	72
L1530	150	30	190	130	110	45	31	M30×3.5P	45	173	72
L2035	200	35	245	145	120	55	37	M36×4P	60	191.5	72

型號 Model	M	N	P max.	P min.	Q	R	活塞行程 Piston Stroke	最高迴轉速 Max.Speed r.p.m(min^{-1})	慣性矩 I Moment of Inertia (kg·m^2)
L0815	65	97	46	31	6-M8×1.25P	102	15	6000	0.006
L1020	83	115	45	25	6-M10×1.5P	120	20	5500	0.013
L1225	91	123	51	26	6-M12×1.75P	128	25	5500	0.023
L1530	101	133	56	26	12-M12×1.75P	138	30	4000	0.048
L2035	119.5	151.5	69	34	12-M16×2P	156.5	35	4000	0.098

型號 Model	流量 Oil Leakage Rate (l /min)	最高使用壓力 Max. Pressure		活塞面積 Piston Area (cm^2)		最大推[拉]力 Max. Operating Force				淨重 Weight (kg)
		kgf/cm^2	Mpa	推力側 Push Side	拉力側 Pull Side	推力側 Push Side		拉力側 Pull Side		
						kgf	KN	kgf	KN	
L0815	0.8	40	3.9	44	37	1600	15.7	1400	13.7	4.2
L1020	0.8	40	3.9	86	79	3200	31.4	2900	28.4	5.9
L1225	0.8	40	3.9	122	113	4600	45.1	4200	41.2	8.1
L1530	0.8	40	3.9	176	160	6500	63.7	6000	58.8	11.9
L2035	0.8	40	3.9	314	290	11800	115.6	10800	105.9	21.4

1247# L-R 中實油壓迴轉缸(附止逆裝置) SOLID ROTARY HYDRAULIC CYLINDERS (BUILT-IN CHECK VALVE)

1. 超薄迴轉閥體：縮短外型長度，可以減少機械組裝的干涉及重量負擔。
2. 安全構造：內藏止回閥設計，於突發之壓降時仍可保持推力。

1. Super thin structure: Super thin outer structure reduces the interference with machines and lowers the burden of machines.
2. Built-in Check Valve: With built-in "check valve", work pieces can be effectively prevented from flying out during abrupt failure of pressure.



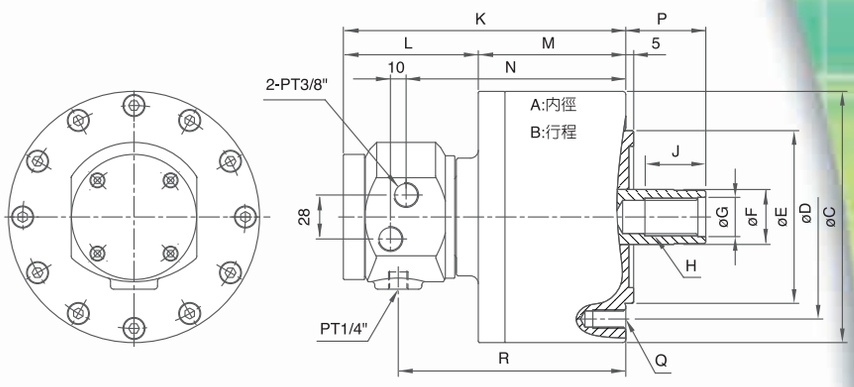

單位/UNIT：mm

型號 Model	A	B	C	D	E (h7)	F	G (H8)	H	J	K	L
L1020R	105	20	135	100	80	30	21	M20×2.5P	35	172	86
L1225R	125	25	160	130	110	35	25	M24×3P	45	180	86
L1530R	150	30	190	130	110	45	31	M30×3.5P	45	189	84
L2035R	200	35	245	145	120	55	37	M36×4P	60	206.5	83

型號 Model	M	N	P max.	P min.	Q	R	活塞行程 Piston Stroke	最高迴轉速 Max.Speed r.p.m(min^{-1})	慣性矩 I Moment of Inertia ($kg·m^2$)
L1020R	86	132	45	25	6-M10×1.5P	137	20	6000	0.013
L1225R	94	140	51	26	6-M12×1.75P	145	25	6000	0.023
L1530R	105	149	56	26	12-M12×1.75P	154	30	5500	0.048
L2035R	123.5	166.5	69	34	12-M16×2P	171.5	35	5500	0.098

型號 Model	流量 Oil Leakage Rate (l /min)	最高使用壓力 Max. Pressure		活塞面積 Piston Area (cm^2)		最大推[拉]力 Max. Operating Force				淨重 Weight (kg)
						推力側 Push Side		拉力側 Pull Side		
		kgf/cm^2	Mpa	推力側 Push Side	拉力側 Pull Side	kgf	KN	kgf	KN	
L1020R	0.8	40	3.9	86	79	3200	31.4	2900	28.4	6.6
L1225R	0.8	40	3.9	122	113	4600	45.1	4200	41.2	8.8
L1530R	0.8	40	3.9	176	160	6500	63.7	6000	58.8	12.8
L2035R	0.8	40	3.9	314	290	11800	115.6	10800	105.9	22.5

1248# CK 筒夾夾頭 COLLET CHUCKS

新產品 NEW

使用筒夾必須符合DIN 6343規範
Use collet which conform with DIN6343

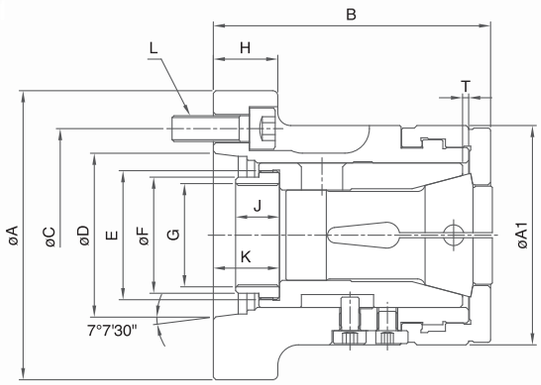

Multibore Collet

Spring Collet

單位/UNIT：mm

型號 Model	A	A1	B	C	D	E
CK30A4	112	85	107.5	82.6	63.513	M50×1.5P
CK42A5	135	100	127	104.8	82.563	M66×1.5P
CK42A6	165	100	127	133.4	106.375	M66×1.5P
CK60A6	165	130	150	133.4	106.375	M90×1.5P

型號 Model	F	G max.	H	J	K max.	K min.
CK30A4	45	M40×1.5P	25	17	28	23
CK42A5	60	M55×2P	27	25	34	28
CK42A6	65.8	M60×2P	32	25	34	28
CK60A6	82	M75×2P	27	30	38	32

型號 Model	L	T	套筒行程 Sleeve Stroke	淨重 Weight (kg)	最高迴轉速 Max.Speed r.p.m(min^{-1})	搭配油壓缸型號 Matching Cylinder
CK30A4	3-M10×1.5P	2.3	5	4	7000	P1036
CK42A5	4-M10×1.5P	3.2	6	6.2	6000	P1246
CK42A6	4-M12×1.75P	3.2	6	7.6	6000	P1552
CK60A6	4-M12×1.75P	3.2	6	11.1	5000	P1875

型號 Model	搭配筒夾型號 Matching Collet Ref		夾持範圍 Gripping Range			最大推力 Max. Push Force		最大靜夾持力 Max. Gripping Force	
	Spring Collet	Multibore Collet	圓棒 Round	六角材 Hexagonal	方材 Square	kgf	KN	kgf	KN
CK30A4	163E	M-669	φ3~φ30	4~27	5~20	2040	20	4488	44
CK42A5	173E	M-673	φ3~φ42	6~36	6~30	2550	25	5610	55
CK42A6	173E	M-673	φ3~φ42	6~36	6~30	2550	25	5610	55
CK60A6	185E	M-677	φ4~φ60	8~52	7~42	3060	30	6630	65

1249# TK, TK-T 超精密氣壓夾頭 SUPER PRECISION AIR CHUCKS

1. 預設治具孔及預留自動潤滑管道：爪殼預設治具孔，有額外固定需要時不須再追加加工；且預留自動潤滑管道，可與自動潤滑裝置連結。
2. 內藏式汽缸：汽缸與夾盤直結設計，確保作動及夾持的穩定性。
3. 生爪精密定位：設有定位銷使生爪在重複拆裝時仍保持良好的定位精度。
4. 超高精度夾持提高工作效率：夾持工件的同軸度及重覆夾持精度可達μ級，簡化操作，實現高效率的精密加工。

專利產品
Patent Protected

1. Pre-machined tapped holes and lubrication path: There are tapped holes for fixing jigs, thus, additional screw machining is not necessary, and pre-machined lubrication path can connect to auto-lubrication unit to lubricate the chuck automatically.
2. Built-in Cylinder: Connect cylinder directly to the chuck for stabl gripping.
3. Precise soft jaw positioning: It's easy to remount soft jaw to the correct position with dowel pins on it.
4. High gripping precision brings better quality and efficiency: Good coaxiality and repeatability of gripping are able to achieve the accuracy of "μ degree" machining processes can be simplified or shortened to make high precision machining with high efficiency come true.

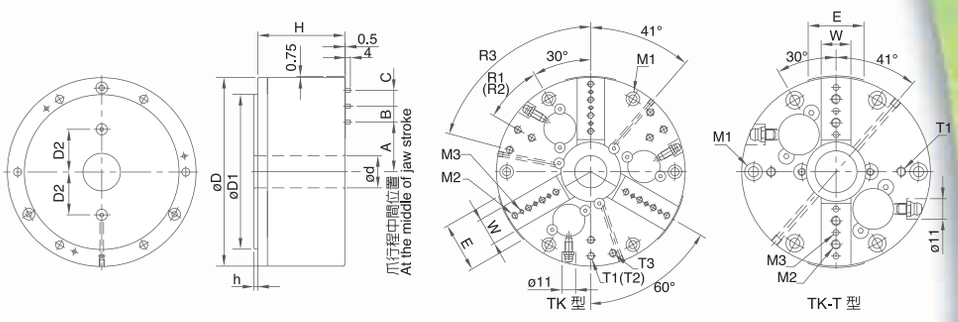

本產品精密度可達μ級
This product reaches the repeatability of "μ degree"

應用實例 >> Operation Example

單位/UNIT：mm

型號 Model	A	B	C	D	E	D1	d (H7)	D2	H	h	W	M1
TK-04	20.75	12.7	12.7	101.6	30	82.55	18	25	70.3	3.2	16	6-M5×0.8P(PCDφ88.9)
TK-06	39.75	12.7	12.7	152.4	40	124.97	26	34.5	70.3	3.2	22	6-M6×1P(PCDφ135.89)
TK-08	65.75	25.4	--	203.2	45	167.64	50	50	99.5	7	25	6-M10×1.5P(PCDφ182.88)
TK-04T	20.75	12.7	12.7	101.6	30	82.55	18	25	70.3	3.2	16	6-M5×0.8P(PCDφ88.9)
TK-06T	39.75	12.7	12.7	152.4	40	124.97	26	34.5	70.3	3.2	22	6-M6×1P(PCDφ135.89)
TK-08T	65.75	25.4	--	203.2	45	167.64	50	50	99.5	7	25	6-M10×1.5P(PCDφ182.88)

型號 Model	M2	M3	T1	T2	T3	R1
TK-04	6-M5×0.8P	9-φ3.18	3-M5×0.8P(PCDφ88.9)	--	--	30°
TK-06	12-M5×0.8P	9-φ3.18	3-M6×1P(PCDφ135.89)	3-M6×1P(PCDφ110)	3-M6×1P(PCDφ135.89)	30°
TK-08	6-M10×1.5P	6-φ6.36	3-M8×1.25P(PCDφ182.88)	3-M8×1.25P(PCDφ150)	3-M8×1.25P(PCDφ100)	30°
TK-04T	4-M5×0.8P	6-φ3.18	2-M5×0.8P(PCDφ70)	--	--	--
TK-06T	8-M5×0.8P	6-φ3.18	2-M6×1P(PCDφ110)	--	--	--
TK-08T	4-M10×1.5P	4-φ6.36	2-M8×1.25P(PCDφ150)	--	--	--

型號 Model	R2	R3	爪行程［直徑］ Jaw Stroke [Diameter]	空壓夾持力 Gripping Force At Air Pressure 7kgf/cm²(0.7Mpa)		最高迴轉速 Max.Speed r.p.m(min⁻¹)	淨重 Weight (kg)
				kgf	KN		
TK-04	--	--	3	310	3.1	4500	4.4
TK-06	30°	75°	3	790	7.8	4200	9.8
TK-08	30°	30°	3	1450	14.3	2500	26.3
TK-04T	--	--	3	310	3.1	3500	4.2
TK-06T	--	--	3	790	7.8	3500	9.5
TK-08T	--	--	3	1450	14.3	2000	25.1

1250# MTK, MTK-T 內藏式超精密氣壓夾盤 SUPER PRECISION AIR CHUCK FIXTURES

1. 預設治具孔及預留自動潤滑管道：爪殼預設治具孔，有額外固定需要時不須再追加加工；且預留自動潤滑管道，可與自動潤滑裝置連結。
2. 內藏式汽缸：汽缸與夾盤直結設計，確保作動及夾持的穩定性。
3. 生爪精密定位：設有定位銷使生爪在重複拆裝時仍保持良好的定位精度。
4. 超高精度夾持提高工作效率：夾持工件的同軸度及重覆夾持精度可達μ級，簡化操作，實現高效率的精密加工。



專利產品
Patent Protected

1. Pre-machined tapped holes and lubrication path: There are tapped holes for fixing jigs, thus, additional screw machining is not necessary, and pre-machined lubrication path can connect to auto-lubrication unit to lubricate the chuck automatically.
2. Built-in Cylinder: Connect cylinder directly to the chuck for stable gripping.
3. Precise soft jaw positioning: It's easy to remount soft jaw to the correct position with dowel pins on it.
4. High gripping precision brings better quality and efficiency. Giid coaxiality and repeatability of gripping are able to achieve the accuracy of "μ degree" machining processes can be simplified or shortened to make high precision machining with high efficiency come true.

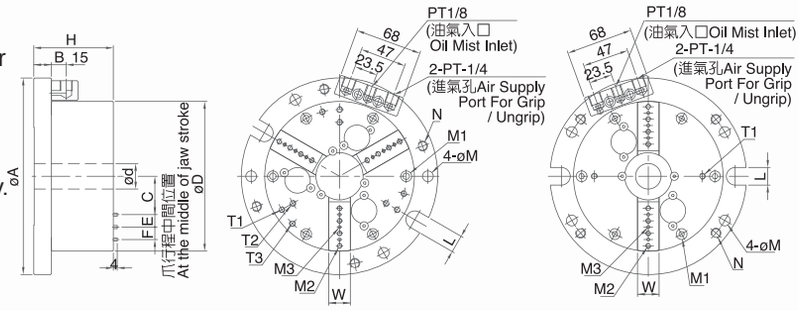

MTK 型　　MTK-T 型

本產品精密度可達μ級
This product reaches the repeatability of "μ degree"

應用實例 >> Operation Example

氣壓切換閥連接方式 / 特殊附件
Examples of Attaching Pneumatic Manual Switch / Optional Accessories

外接氣壓手動切換閥
Split type hand control valve

單位/UNIT：mm

型號 Model	A	B	C	D	d (h7)	E	F	H	W	L
MTK-04	148	17	20.75	101.6	18	12.7	12.7	80	16	13
MTK-06	200	18	39.75	152.4	26	12.7	12.7	81	22	18
MTK-04T	148	17	20.75	101.6	18	12.7	12.7	80	16	13
MTK-06T	200	18	39.75	152.4	26	12.7	12.7	81	22	18

型號 Model	M	M1	M2	M3	N	T1
MTK-04	φ9 (PCDφ130)	6-M5×0.8P (PCDφ88.9)	6-M5×0.8P	9-φ3.18	3-M8×1.25P	3-M5×0.8P (PCDφ88.9)
MTK-06	φ11 (PCDφ180)	6-M6×1P (PCDφ135.89)	12-M5×0.8P	9-φ3.18	4-M10×1.5P	3-M6×1P (PCDφ135.89)
MTK-04T	φ9 (PCDφ130)	6-M5×0.8P (PCDφ88.9)	4-M5×0.8P	6-φ3.18	3-M8×1.25P	2-M5×0.8P (PCDφ70)
MTK-06T	φ11 (PCDφ180)	6-M6×1P (PCDφ135.89)	8-M5×0.8P	6-φ3.18	4-M10×1.5P	2-M5×1P (PCDφ110)

型號 Model	T2	T3	爪行程（直徑） Jaw Stroke (Diameter)	空壓夾持力 Gripping Force At Air Pressure 7 kgf/cm² (0.7Mpa)		淨重 Weight (kg)
				kgf	KN	
MTK-04	--	--	3	310	3.1	6.2
MTK-06	3-M6×1P (PCDφ110)	3-M6×1P (PCDφ135.89)	3	790	7.8	13
MTK-04T	--	--	3	310	3.1	6
MTK-06T	--	--	3	790	7.8	12.6

1251# TB 氣壓迴轉器 AIR FEED TUBE

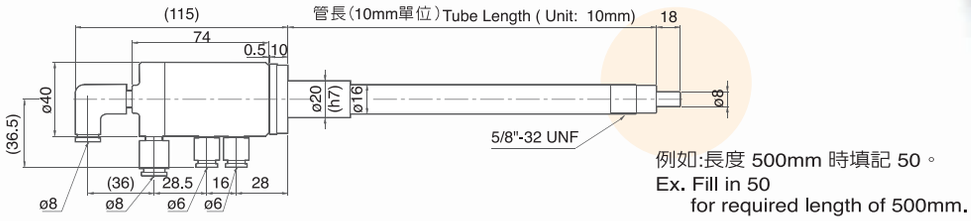

例如:長度 500mm 時填記 50。
Ex. Fill in 50
for required length of 500mm.

1252# MTB 氣壓迴轉器 AIR FEED TUBE

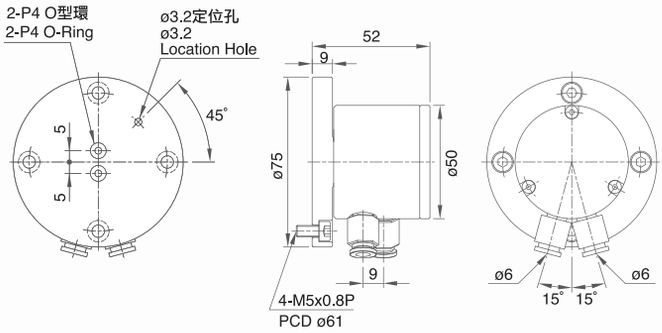

1253# MA 兩軸自動求心氣壓夾盤 2 ACTUATING AXES SELF-CENTERING SOLID AIR CHUCK FIXTURES

專利產品
Patent Protected

兩軸自動求心氣壓夾盤專供中心機及各式工作台面的加工而設計，在X,Y兩軸間同時夾持任何異形工件具快速自定工件中心之功能。具三大特色：

1. 氣缸防鏽處理：在潮濕及工作環境較差的情況，氣缸內部經防鏽處理，不會生鏽或卡死。
2. 防塵裝置：在工作台上的鉆銑工作、切屑及冷卻液不易進入夾盤內部，確保夾盤的使用壽命及精度。
3. 多邊夾持、自定中心：有別於虎鉗的單一軸向夾持，兩軸自動求心氣壓夾盤分別在X,Y兩軸向分割成兩組夾持動作，且同時自定工件中心，能快速準確的固定工件，在任一軸向銑削均能達到穩固的效果。

2 actuating axes self-centering solid air chuck fixtures is great for machining center. Two pairs of jaws clamp one after another to assure a workpiece to be locked completely.

1. Rust-proof for Pneumatic Cylinder: Inside wall of cylinder being rustproof treated; cylinder can work under wet or high moisture cirumstances without rusty or seized trouble.
2. Dusts-proof and Waterproof: Dust-proodf and Waterproof stevents work-chips and coolant water from entering into inside of chuck cylinder to maintain its accuracy and lead to longer service life.
3. 4-jaw Clamping and Self-centering: 4-jaw clamping are steadier for machining. Two pairs of jaws are moved independently to assure complete lock and self-centering.

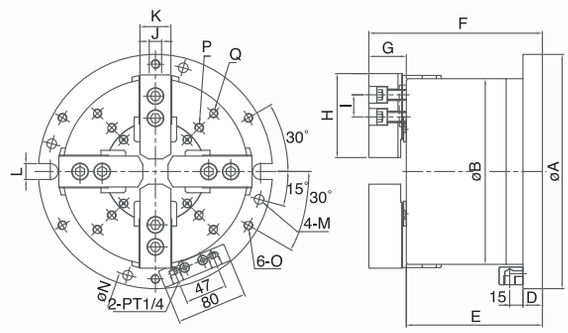

應用實例 >> Operation Example

快速、準確、自動化
Speed, Accurate, Automatic

兩段分割夾持，自定中心
4-jaws clamping and self-center



活塞A夾持
Piston "A" Clamping



活塞B夾持
Piston "B" Clamping

單位/UNIT：mm

型號 Model	A	B	D	E	F	G	H	I	J	K	L	M	N
MA-06	224	175	20	130	170	40	73	20	12	31	18	φ11	φ202
MA-08	265	210	22	154	196	42	95	25	14	35	18	φ11	φ243
MA-10	315	250	25	176	222	46	110	30	16	40	18	φ13	φ285

型號 Model	O	P	Q	A 活塞面積 Pistion Area (cm^2)	
				推力側 Push Side	拉力側 Push Side
MA-06	M10×1.5P (PCDφ202)	4-M8×1.25P (PCDφ124)	4-M8×1.25P (PCDφ156)	127	108
MA-08	M10×1.5P (PCDφ243)	4-M10×1.5P (PCDφ140)	4-M10×1.5P (PCDφ186)	184	157
MA-10	M12×1.75P (PCDφ285)	4-M10×1.5P (PCDφ176)	4-M10×1.5P (PCDφ224)	270	239

型號 Model	B 活塞面積 Pistion Area (cm^2)		柱塞行程 Plunger Stroke	爪行程（直徑） Jaw Stroke (Diameter)	空壓夾持力 Gripping Force At Air Pressure 7 kgf/cm^2 (0.7Mpa)		淨重 Weight (kg)	夾持範圍 Gripping Range
	推力側 Push Side	拉力側 Push Side			kgf	KN		
MA-06	122	117	12	5.5	4500	44	24.8	φ25~φ175
MA-08	176	169	16	7.4	6400	63	41.3	φ30~φ210
MA-10	254	241	19	8.8	9500	93	65.6	φ35~φ250

1254# PLVE 後拉式(氣)油壓夾盤 PULL BACK POWER CHUCK FIXTURES

新產品 NEW

後拉式(氣)油壓夾盤在工作台面的鉆、銑加工時，夾持工件穩固不會上浮，適用重切削或鑄件及鍛件的加工。

1. 氣缸防鏽處理：在潮濕及工作環境較差的情況，氣缸內部經防鏽處理，不會生鏽或卡死。
2. 防塵裝置：在工作台上的鉆銑工作、切屑及冷卻液不會進入夾盤內部，確保夾盤的使用壽命及精度。
3. 重力夾持設計：搭配油壓系統作重力夾持工件，結構設計穩固不會變形。

Pull Back Power Chuck Fixture is ideal for machining application on working table, workpiece can be clamped firmly not lift up; it is suitable for heavy cutting as well as the casting and forging machining.

1. Rust-proof for Pneumatic Cylinder: Inside wall of cylinder being rustproof treated; cylinder can work under wet or high moisture cirumstances without rusty or seized trouble.
2. Dusts-proof and Waterproof: Dust-proodf and Waterproof stevents work-chips and coolant water from entering into inside of chuck cylinder to maintain its accuracy and lead to longer service life.
3. Heavy Duty Clamping Design: Collocating hydraulic system to do heavy duty clamping, the chuck structure is steady and won't deform.

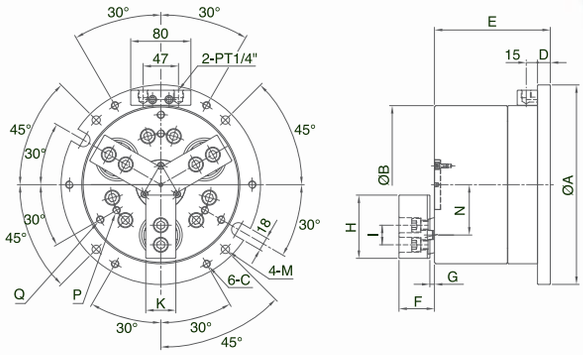

應用實例 >> Operation Example

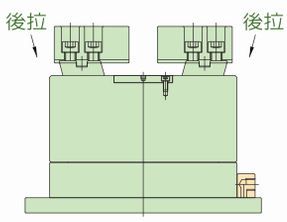

單位/UNIT：mm

型號 Model	A	B	C	D	E	F Max.	F Min.	G Max.	G Min.	H	I	K	M
PLVE-06	224	169	M10×1.5P (PCDφ202)	17	140	45.65	35.65	14.65	4.65	70	--	35	φ11 (PCDφ202)
PLVE-08	265	210	M10×1.5P (PCDφ243)	17	154	57.15	47.15	16.15	6.15	84	26	40	φ11 (PCDφ243)
PLVE-10	315	254	M12×1.75P (PCDφ285)	20	185	67.6	51.6	21.6	5.6	100	32	50	φ13 (PCDφ285)

型號 Model	N Max.	N Min.	P	Q	活塞面積 Piston Area (cm^2)	柱塞行程 Plunger Stroke	爪行程 Jaw Stroke [Diameter]
PLVE-06	56.69	54.01	3-M6×1P (PCDφ80)	3-M6×1P (PCDφ120)	91	10	5.3
PLVE-08	69.56	66.88	3-M10×1.5P (PCDφ136)	3-M10×1.5P (PCDφ186)	160	10	5.3
PLVE-10	87.44	81.61	3-M12×1.75P (PCDφ170)	3-M12×1.75P (PCDφ230)	215	16	11.6

型號 Model	最大靜夾持力 Max. Gripping Force		最大設定油壓壓力 Max. Pressure Setting		空壓夾持力 Gripping Force At Air Pressure 7 kgf/cm^2 (0.7Mpa)		夾持範圍 Gripping Range
	kgf	(KN)	kgf/cm^2	Mpa	kgf	KN	
PLVE-06	2950	29	16	1.57	1270	12.5	φ35~φ160
PLVE-08	4890	48	15	1.47	2240	22	φ40~φ210
PLVE-10	4990	49	16	1.57	2140	21	φ40~φ210

1255# MO, MOT 內藏式中空(氣)油壓夾盤 HOLLOW POWER CHUCK FIXTURES

L：加長行程 Longer stroke

內藏式中空油壓夾盤適用於工作台面的鉆、銑加工而設計。

1. 氣缸防鏽處理：在潮濕及工作環境較差的情況，氣缸內部經防鏽處理，不會生鏽或卡死。
2. 防塵裝置：在工作台上的鉆銑工作、切屑及冷卻液不易進入夾盤內部，確保夾盤的使用壽命及精度。
3. 內藏式油缸特性：把油缸直接裝置於夾頭內部，更能確保連結的穩定性、提升夾持力，適用於重切削及夾持精度的保持，倍增機械效益。

With built-in type cylinder, it is ideal for machining application on working table.

1. Rust-proof for Pneumatic Cylinder: Inside wall of cylinder being rustproof treated; cylinder can work under wet or high moisture cirumstances without rusty or seized trouble.
2. Dusts-proof and Waterproof: Dust-proodf and Waterproof stevents work-chips and coolant water from entering into inside of chuck cylinder to maintain its accuracy and lead to longer service life.
3. Benefit of Built-in Cylinder: The cylinder is connected to chuck itself directly for obtaining better stability, less space, and higher machining efficiency.

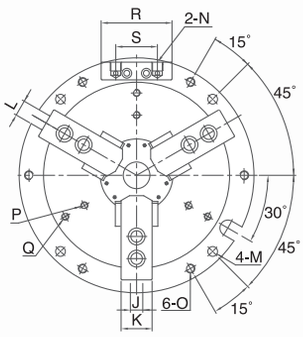

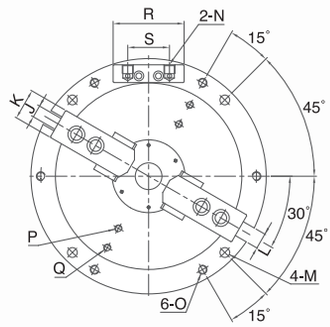

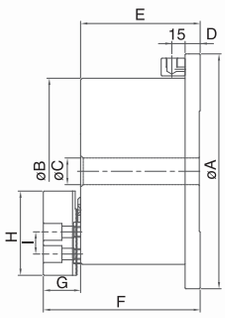

應用實例 >> Operation Example

氣壓切換閥連接方式 / 特殊附件
Examples of Attaching Pneumatic Manual Switch / Optional Accessories

外接氣壓手動切換閥
Split type hand control valve

氣壓手動切換閥
Adherent type hand control valve

單位/UNIT：mm

型號 Model	A	B	C	D	E	F	G	H	I	J	K	L	M	N	O	P	R	S
MO-04	157	115	--	15	77.5	104	26	49.5	14	10	23	13	φ9 (PCDφ135)	PT1/8	M8×1.25P	3-M8×1.25P (PCDφ90)	64	47
MO-05	185	135	--	15	95	128	33	62	14	10	25	13	φ9 (PCDφ165)	PT1/4	M8×1.25P	3-M8×1.25P (PCDφ100)	80	47
MO-06	224	169	25	16	118	158	40	73	20	12	31	18	φ11 (PCDφ202)	PT1/4	M10×1.5P	3-M8×1.25P (PCDφ134)	80	47
MO-08	265	210	30	20	138	180	42	95	25	14	35	18	φ11 (PCDφ243)	PT1/4	M10×1.5P	3-M10×1.5P (PCDφ136)	80	47
MO-10	315	254	52	23	150	196	46	110	30	16	40	18	φ13 (PCDφ285)	PT1/4	M12×1.75P	3-M12×1.75P (PCDφ170)	80	47
MO-12	375	304	80	23	165	219	54	129	30	21	50	18	φ17 (PCDφ340)	PT3/8	M16×2P	3-M12×1.75P (PCDφ200)	80	55
ML-08	265	210	30	20	138	180	42	95	25	14	35	18	φ11 (PCDφ243)	PT1/4	M10×1.5P	3-M10×1.5P (PCDφ136)	80	47
MOT-04	157	115	--	15	77.5	104	26	49.5	14	10	23	13	φ9 (PCDφ135)	PT1/8	M8×1.25P	3-M8×1.25P (PCDφ90)	64	47
MOT-05	185	135	--	15	95	128	33	62	14	10	25	13	φ9 (PCDφ165)	PT1/4	M8×1.25P	3-M8×1.25P (PCDφ100)	80	47
MOT-06	224	169	25	16	118	158	40	73	20	12	31	18	φ11 (PCDφ202)	PT1/4	M10×1.5P	3-M8×1.25P (PCDφ134)	80	47
MOT-08	265	210	30	20	138	180	42	95	25	14	35	18	φ11 (PCDφ243)	PT1/4	M10×1.5P	3-M10×1.5P (PCDφ136)	80	47
MOT-10	315	254	52	23	150	196	46	110	30	16	40	18	φ13 (PCDφ285)	PT1/4	M12×1.75P	3-M12×1.75P (PCDφ170)	80	47

型號 Model	Q	活塞面積 Piston Area (cm^2)	柱塞行程 Plunger Stroke	爪行程 (直徑) Jaw Stroke (Diameter)	最大靜夾持力 Max. Gripping Force		最大設定油壓壓力 Max. Pressure Setting		空壓夾持力 Gripping Force At Air Pressure 7 kgf/cm^2 (0.7Mpa)		淨重 Weight (kg)	夾持範圍 Gripping Range
					kgf	KN	kgf/cm^2	Mpa	kgf	KN		
MO-04	--	57	9	3.8	2400	23.5	15	1.5	1100	10.8	7.05	φ9~φ115
MO-05	--	74	10	5.4	3285	32.2	20	2.0	1300	12.7	11.2	φ12~φ135
MO-06	--	97	12	5.5	5040	49.4	20	2.0	2000	19.6	21.0	φ15~φ169
MO-08	3-M10×1.5P (PCDφ186)	156	16	7.4	8100	79.4	20	2.0	3300	32.3	36.8	φ20~φ210
MO-10	3-M12×1.75P (PCDφ230)	235	19	8.8	12210	119.7	20	2.0	4800	47.0	56.4	φ33~φ254
MO-12	3-M12×1.75P (PCDφ260)	292	23	10.6	14500	142.1	20	2.0	5100	50.0	88.5	φ40~φ304
ML-08	3-M10×1.5P (PCDφ186)	156	16.5	12	5202	51	20	2.0	1836	18	37.6	φ20~φ210
MOT-04	--	57	9	3.8	1900	18.6	12	1.2	1100	10.8	6.9	φ9~φ115
MOT-05	--	74	10	5.4	2620	25.6	16	1.6	1300	12.7	11.2	φ12~φ135
MOT-06	--	97	12	5.5	4030	39.5	16	1.6	2000	19.6	21.0	φ15~φ169
MOT-08	2-M10×1.5P (PCDφ186)	156	16	7.4	6480	63.5	16	1.6	3300	32.3	36.8	φ20~φ210
MOT-10	2-M12×1.75P (PCDφ230)	235	19	8.8	9760	95.6	16	1.6	4800	47.0	56.4	φ33~φ254

1256# MB 大孔徑內藏式(氣)油壓夾盤 LARGE THROUNGE HOLE POWER CHUCK FIXTURES

新產品 NEW

內藏式中空油壓夾盤適用於工作台面的鉆、銑加工而設計。

1. 氣缸防鏽處理：在潮濕及工作環境較差的情況，氣缸內部經防鏽處理，不會生鏽或卡死。
2. 防塵裝置：在工作台上的鉆銑工作、切屑及冷卻液不易進入夾盤內部，確保夾盤的使用壽命及精度。
3. 內藏式油缸特性：把油缸直接裝置於夾頭內部，更能確保連結的穩定性、提升夾持力，適用於重切削及夾持精度的保持，倍增機械效益。

With built-in type cylinder, it is ideal for machining application on working table.

1. Rust-proof for Pneumatic Cylinder: Inside wall of cylinder being rustproof treated; cylinder can work under wet or high moisture cirumstances without rusty or seized trouble.
2. Dusts-proof and Waterproof: Dust-proodf and Waterproof stevents work-chips and coolant water from entering into inside of chuck cylinder to maintain its accuracy and lead to longer service life.
3. Benefit of Built-in Cylinder: The cylinder is connected to chuck itself directly for obtaining better stability, less space, and higher machining efficiency.

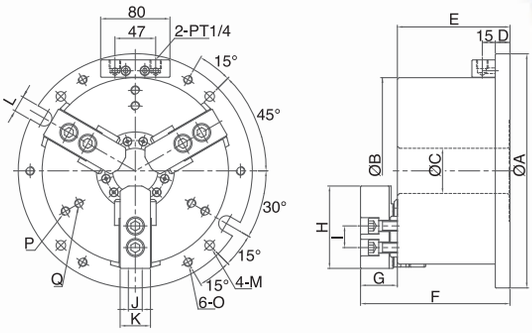

應用實例 >> Operation Example

氣壓切換閥連接方式 / 特殊附件
Examples of Attaching Pneumatic Manual Switch / Optional Accessories

外接氣壓手動切換閥
Split type hand control valve

氣壓手動切換閥
Adherent type hand control valve

單位/UNIT：mm

型號 Model	A	B	C	D	E	F	G	H	I	J	K	L	M	O	P
MB-06	228	173	45	16	118	158	40	73	20	12	31	18	4-φ11 (PCDφ202)	M10×1.5P	3-M8×1.25P (PCDφ134)
MB-08	270	215	52	17	130	172.5	42	95	25	14	35	18	4-φ11 (PCDφ243)	M10×1.5P	3-M10×1.5P (PCDφ150)
MB-10	315	256	75	19	146	190.5	46	110	30	16	40	18	4-φ13 (PCDφ285)	M12×1.75P	3-M12×1.75P (PCDφ182)

型號 Model	Q	活塞面積 Piston Area (cm^2)	柱塞行程 Plunger Stroke	爪行程 (直徑) Jaw Stroke (Diameter)	最大靜夾持力 Max. Gripping Force		最大設定油壓壓力 Max. Pressure Setting		夾持範圍 Gripping Range	空壓夾持力 Gripping Force At Air Pressure 7 kgf/cm^2 (0.7Mpa)	
					kgf	KN	kgf/cm^2	Mpa		kgf	KN
MB-06	--	97	12	5.5	5040	49.4	20	2.0	φ20~φ173	2000	19.6
MB-08	3-M10×1.5P (PCDφ186)	156	16	7.4	8100	79.4	20	2.0	φ25~φ215	3300	32.3
MB-10	3-M12×1.75P (PCDφ232)	226	19	8.8	12330	120.9	21	2.1	φ37~φ256	4800	47.0

1257# RTS 迴轉氣壓夾盤 ROTARY AIR CHUCK FIXTURE (LOW TORQUE) (BUILT-IN CHUCK VALVE)

新產品 NEW

專利產品 Patent Protected

低扭矩 含止逆閥

1. 防塵裝置：使用迷宮環設計，工作中鐵屑及切削液不易進入夾盤內部，使夾盤延長使用壽命與精度保持。
2. 內藏式止逆裝置：內藏式止逆閥設計，夾持狀態下不需持續供氣也能保持夾持力，並且大幅降低工作扭矩減少負載。
3. 提高轉速：迴轉速度範圍從100RPM到180RPM，較高的轉速能夠對應更廣範圍的應用。
4. 前置式氣缸設計：氣缸與夾盤直結設計，確保夾持的穩定性，更方便於組裝及操作。
5. 氣缸防鏽處理：在潮溼及工作環境較差的情況下，氣缸內部經防鏽處理，不會生鏽或卡死。

1. Dusts and Liquid proof cover: Design with Labyrinth Seal Rings, prevent the metal chip and coolant into the intenal cylinder to grarantee chuck's performance and service life.
2. Built in Check Valver. It's doesn't need to supply the air continuously and remain low working torque also reduce the air consumption.
3. Higher Rotation Speed: The rotation speed from 100RPM to 180RPM, higher rotation speed to fit with more kind of working.
4. Integral pneumatic cylinder: Connect chuck and built-in cylinder to each other directly; thus enables operation stability. Moreover, it is more convenient for installation and operation since the use of draw tube and draw bar are no longer necessary.
5. Rustproof treated cylinder: The cylinder won't get rusty and seized even wet or high moisture working environment.

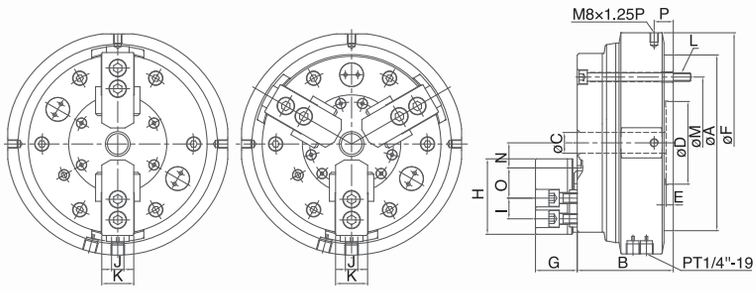

RTS-T 型　　RTS 型

使用範例 >> Operation Example



單位/UNIT：mm

型號 Model	A	B	C	D	E	F	G	H	I	J	K	L
RTS-05	140	85	16	60	6	182	33.6	62	14	10	25	6-M8×1.25P
RTS-06	170	93	20	80	7	215	40.4	73	20	12	31	6-M8×1.25P
RTS-08	215	112	30	110	8	255	42.4	95	25	14	35	6-M10×1.5P
RTS-10	255	120	43	140	8	300	46.4	110	30	16	40	6-M10×1.5P
RTS-05T	140	85	16	60	6	182	33.6	62	14	10	25	6-M8×1.25P
RTS-06T	170	93	20	80	7	215	40.4	73	20	12	31	6-M8×1.25P

型號 Model	M	P	N max.	N min.	O max.	O min.	通孔直徑 Thru-Hole (Diameter)	活塞面積 Piston Area (cm^2)	柱塞行程 Plunger Stroke
RTS-05	PCDφ118	18.5	26.93	24.62	20.05	6.55	16	74	10
RTS-06	PCDφ147	18.5	36.46	33.69	21.55	15.55	20	120	13
RTS-08	PCDφ185	19.5	44.92	41.52	29.55	17.55	30	190	16
RTS-10	PCDφ220	21.5	53.63	49.59	36.55	17.05	43	280	19
RTS-05T	PCDφ118	18.5	26.93	24.62	20.05	6.55	16	74	10
RTS-06T	PCDφ147	18.5	36.46	33.69	21.55	15.55	20	120	13

型號 Model	爪行程（直徑） Jaw Stroke (Diameter)	旋轉扭矩 Torque		最高轉速 Max. Speed	最大設定壓力 Max. Pressure		氣壓夾持力 Gripping Force At Air Pressure 7 kgf/cm^2 (0.7Mpa)		夾持範圍 Gripping Range
		m	k.m	r.p.m. (min^{-1})	kgf/cm^2	Mpa	kgf/cm^2	Mpa	
RTS-05	4.6	1	9.8	180	7	0.7	1340	13.1	φ4~φ136
RTS-06	5.5	1	9.8	150	7	0.7	2330	22.8	φ25~φ166
RTS-08	6.8	1	9.8	120	7	0.7	3730	36.5	φ33~φ215
RTS-10	8.0	1	9.8	100	7	0.7	5480	53.7	φ43~φ255
RTS-05T	4.6	1	9.8	180	7	0.7	1340	13.1	φ4~φ136
RTS-06T	5.5	1	9.8	150	7	0.7	2330	22.8	φ25~φ166

1258# SC 普通三爪夾頭 3-JAW SCROLL CHUCKS

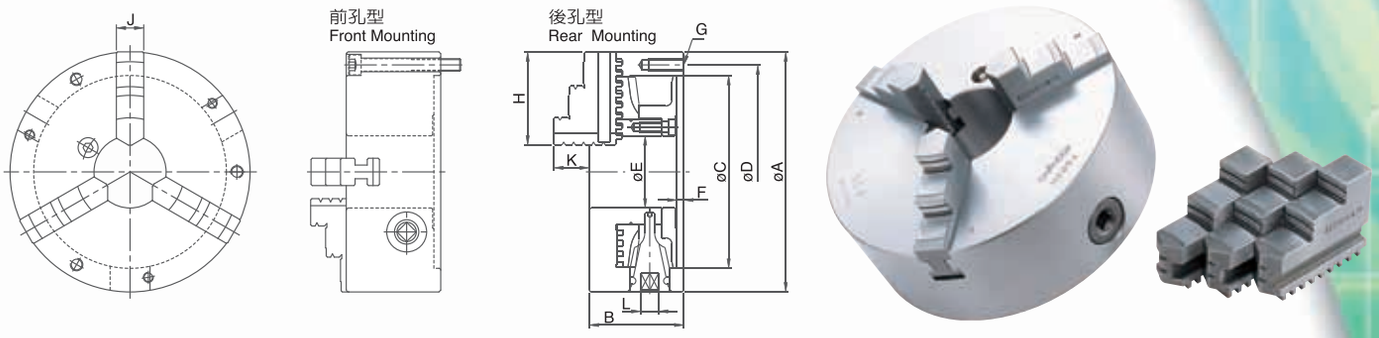

單位/UNIT：mm

型號 Model	A	B	C	D	E	F	G	H	J	K	L	最高迴轉速 Max. Speed r.p.m. (min^{-1})	把握範圍 Max. Gripping Diameter 外徑把握 O.D.Clamping	把握範圍 Max. Gripping Diameter 內徑把握 I.D.Clamping	淨重 Weight (kg)
SC-03	85	45	60	73	16	3.5	3-M6x1P	35	11	15	7	2500	ϕ2-ϕ70	ϕ24-ϕ64	1.5
SC-04	112	58	80	95	24	4.5	3-M8x1.25P	42	14	17	8	2500	ϕ3-ϕ90	ϕ32-ϕ84	3.3
SC-05	132	60	100	115	32	4.5	3-M8x1.25P	50	16	20	8	2500	ϕ3-ϕ110	ϕ35-ϕ100	4.6
SC-06	167	66	130	147	45	5	3-M10x1.5P	65	19	23	10	2000	ϕ4-ϕ160	ϕ48-ϕ150	7.9
SC-07	193	76	155	172	58	5	3-M10x1.5P	75	22	28	11	2000	ϕ4-ϕ180	ϕ56-ϕ170	12.0
SC-08	203	76	160	176	58	5	3-M10x1.5P	75	22	28	11	2000	ϕ4-ϕ180	ϕ56-ϕ170	13.3
SC-09	233	84	190	210	70	5.5	3-M12x1.75P	85	24	34.5	12	2000	ϕ5-ϕ220	ϕ62-ϕ210	19.3
SC-10	273	86	230	250	89	5.5	3-M12x1.75P	98	28	39	12	1800	ϕ6-ϕ260	ϕ70-ϕ250	26.2
SC-12	310	96	260	285	105	7	3-M12x1.75P	110	30	45	14	1800	ϕ10-ϕ300	ϕ86-ϕ290	37.6
SC-14	355	112	300	328	127	7	3-M12x1.75P	132	35	50	15	1500	ϕ12-ϕ350	ϕ96-ϕ320	57.2
SC-16	405	122	345	375	160	8	6-M14x2P	146	40	56	15	1500	ϕ14-ϕ400	ϕ100-ϕ380	80.7

1259# AS 錐形六爪夾頭 6-JAW AWL TYPE CHUCKS

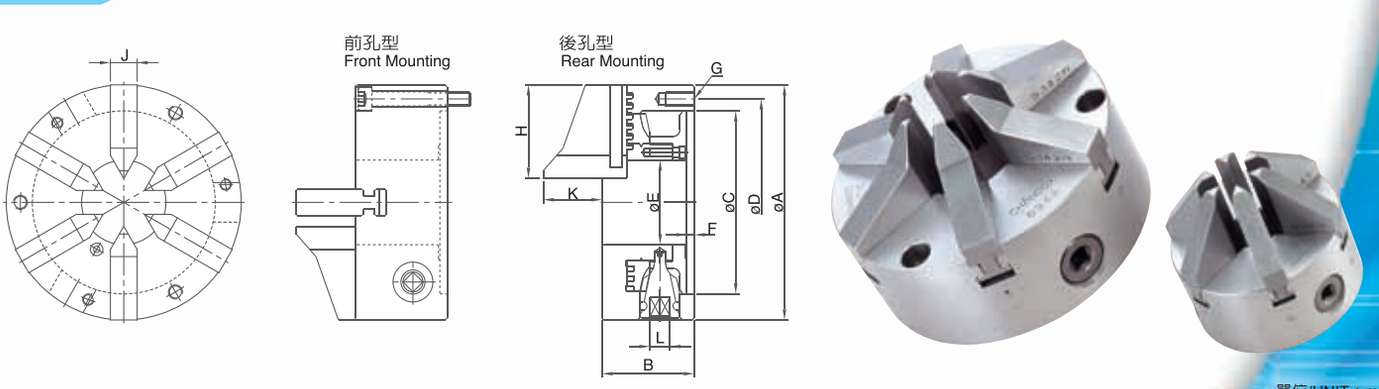

單位/UNIT：mm

型號 Model	A	B	C	D	E	F	G	H	J	K	L	最高迴轉速 Max. Speed r.p.m. (min^{-1})	把握範圍 Max. Gripping Diameter 外徑把握 O.D.Clamping	淨重 Weight (kg)
AS-04	112	58	80	95	32	4.5	3-M8x1.25P	45	14	46	8	1200	ϕ2-ϕ32	3.8
AS-06	167	65	130	147	60	5.0	3-M10x1.5P	66	19	43	10	1200	ϕ3-ϕ60	8.2

1260# PS 連動型四爪夾頭 4-JAW SCROLL CHUCKS



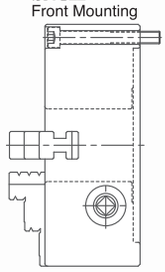

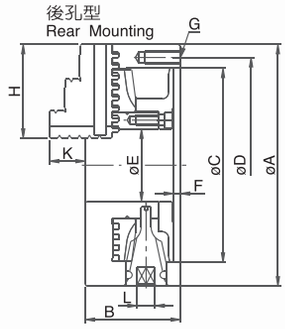

單位/UNIT：mm

型號 Model	A	B	C	D	E	F	G	H	J	K	L	最高迴轉速 Max. Speed r.p.m. (min^{-1})	把握範圍 Max. Gripping Diameter		淨重 Weight (kg)
													外徑把握 O.D.Clamping	內徑把握 I.D.Clamping	
PS-07	193	76	155	172	58	5	3-M10x1.5P	75	22	28	11	2000	ϕ4-ϕ180	ϕ56-ϕ170	12.1
PS-09	233	84	190	210	70	5.5	3-M12x1.75P	85	24	34.5	12	2000	ϕ5-ϕ220	ϕ62-ϕ210	19.4
PS-12	310	96	260	285	105	7	3-M12x1.75P	110	30	45	14	1800	ϕ10-ϕ300	ϕ86-ϕ290	38.1
PS-16	405	122	345	375	160	8	6-M14x2P	146	40	56	15	1500	ϕ14-ϕ400	ϕ100-ϕ380	82.4

1261# AE 錐形八爪夾頭 8-JAW AWL TYPE CHUCKS

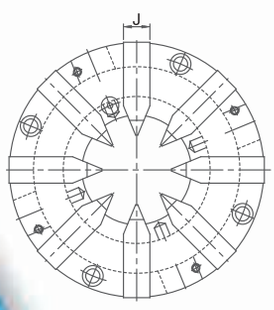

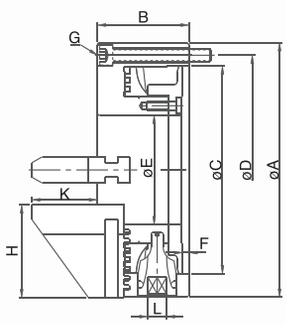

單位/UNIT：mm

型號 Model	A	B	C	D	E	F	G	H	J	K	L	最高迴轉速 Max. Speed r.p.m. (min^{-1})	把握範圍 Max. Gripping Diameter	淨重 Weight (kg)
													外徑把握 O.D.Clamping	
AE-09	233	84	190	210	100	5.5	4-M12x1.75P	85	24	60	12	1000	ϕ7-ϕ100	21

1262# SK 強力型三爪夾頭 3-JAW POWERFUL TYPE SCROLL CHUCKS

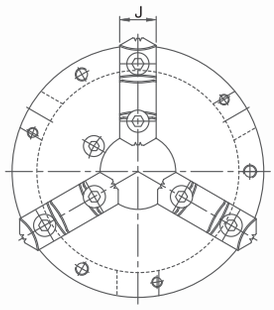

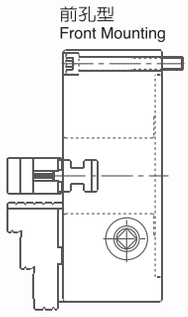

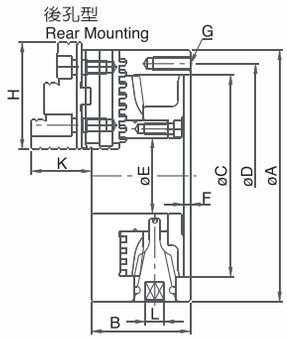

單位/UNIT：mm

型號 Model	A	B	C	D	E	F	G	H	J	K	L	最高迴轉速 Max. Speed r.p.m. (min^{-1})	把握範圍 Max. Gripping Diameter 外徑把握 O.D.Clamping	把握範圍 Max. Gripping Diameter 內徑把握 I.D.Clamping	淨重 Weight (kg)
SK-04	112	58	80	95	24	4.5	3-M8x1.25P	47	19	31.5	8	2500	φ3-φ100	φ35-φ93	3.45
SK-05	132	60	100	115	32	4.5	3-M8x1.25P	57	24	36	8	2500	φ3-φ123	φ43-φ122	5.0
SK-06	167	66	130	147	45	5	3-M10x1.5P	68	26	39	10	2000	φ8-φ160	φ55-φ150	8.6
SK-07	193	76	155	172	58	5	3-M10x1.5P	82	28	43	11	2000	φ8-φ180	φ62-φ170	12.8
SK-08	203	76	160	176	58	5	3-M10x1.5P	82	28	43	11	2000	φ8-φ180	φ62-φ170	14.1
SK-09	233	84	190	210	70	5.5	3-M12x1.75P	93	32	50	12	2000	φ11-φ220	φ70-φ210	20.4
SK-10	273	86	230	250	89	5.5	3-M12x1.75P	102	32	54.5	12	1800	φ12-φ260	φ80-φ250	26.7
SK-12	310	96	260	285	105	7	3-M12x1.75P	118	40	56	14	1800	φ15-φ300	φ90-φ290	39.3
SK-14	355	122	300	328	127	7	3-M12x1.75P	139	45	70.5	15	1500	φ25-φ350	φ110-φ320	60.7
SK-16	405	122	345	375	160	8	6-M14x2P	150	50	75	15	1500	φ30-φ400	φ110-φ380	82.3
SK-20	500	140	420	458	205	5.5	6-M16x2P	140	55	84	19	1000	φ25-φ480	φ125-φ460	145.5

1263# A1(A2) 直裝型三爪夾頭 3-JAW A1(A2) TYPE CHUCKS

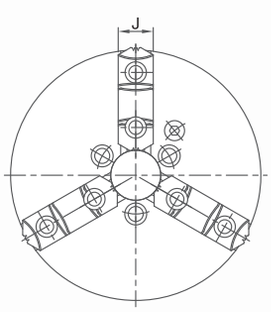

圖-1 A1型 Fig.1 A1 type

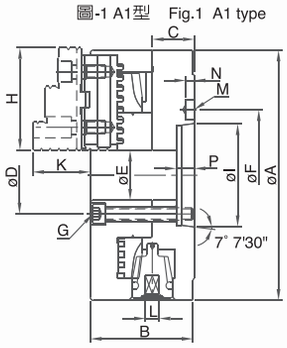

圖-2 A2型 Fig.2 A2 type

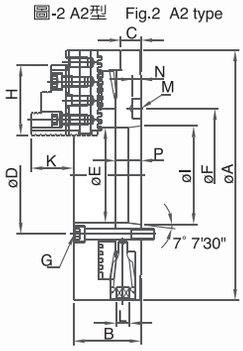

單位/UNIT：mm

型號 Model	A	B	C	D	E	F	G	H	I	J	K	L	P	M	N	參考圖 Reference Drawing	最高迴轉速 Max. Speed r.p.m. (min^{-1})	把握範圍 Max. Gripping Diameter 外徑把握 O.D. Clamping	把握範圍 Max. Gripping Diameter 內徑把握 I.D. Clamping	淨重 Weight (kg)
$A_1$5-08"	200	83	33.5	61.9	40	φ104.8	3-M10x1.5P	82	82.563	28	43	11	14.29	φ16.3	6.8	圖1 fig.1	2000	φ8-φ180	φ62-φ170	17.4
$A_1$6-08"	200	83	33.5	82.6	56	φ133.4	3-M12x1.75P	82	106.375	28	43	11	15.88	φ19.3	6.8	圖1 fig.1	2000	φ8-φ180	φ62-φ170	18
$A_1$6-10"	255	91.5	36.5	82.6	56	φ133.4	3-M12x1.75P	93	106.375	32	50	12	15.88	φ19.3	6.8	圖1 fig.1	1800	φ11-φ240	φ70-φ230	30.6
$A_2$11-20"	500	135	40	235	190.5	φ235	6-M20x2.5P	140	196.869	55	84	19	--	φ29.4	10.7	圖2 fig.2	1000	φ25-φ480	φ125-φ460	161.5

1264# PSK 強力連動型四爪夾頭 4-JAW POWERFUL TYPE SCROLL CHUCKS



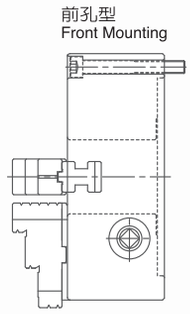

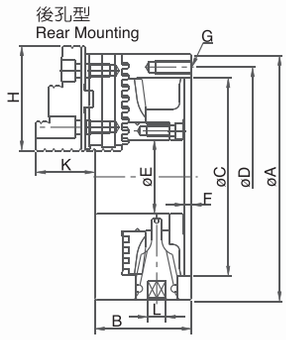

單位/UNIT：mm

型號 Model	A	B	C	D	E	F	G	H	J	K	L	最高迴轉速 Max. Speed r.p.m. (min^{-1})	把握範圍 Max. Gripping Diameter		淨重 Weight (kg)
													外徑把握 O.D.Clamping	內徑把握 I.D.Clamping	
PSK-07	193	76	155	172	58	5	3-M10x1.5P	82	28	43	11	2000	ϕ8-ϕ180	ϕ62-ϕ170	12.7
PSK-09	233	84	190	210	70	5.5	3-M12x1.75P	93	32	50	12	2000	ϕ11-ϕ220	ϕ70-ϕ210	20.8
PSK-12	310	96	260	285	105	7	3-M12x1.75P	118	40	56	14	1800	ϕ15-ϕ300	ϕ90-ϕ290	43
PSK-16	405	122	345	375	160	8	6-M14x2P	150	50	75	15	1500	ϕ30-ϕ400	ϕ110-ϕ380	86.7
PSK-20	500	140	420	458	205	5.5	6-M16x2P	140	55	84	19	1000	ϕ25-ϕ480	ϕ125-ϕ460	149

1265# D1 直裝型三爪夾頭 3-JAW D1 TYPE CHUCKS

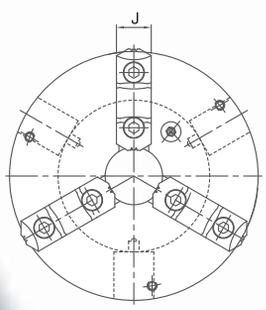

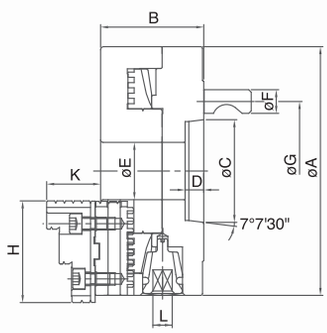

單位/UNIT：mm

型號 Model	A	B	C	D	E	F	G	H	J	K	L	最高迴轉速 Max. Speed r.p.m. (min^{-1})	把握範圍 Max. Gripping Diameter		淨重 Weight (kg)
													外徑把握 O.D.Clamping	內徑把握 I.D.Clamping	
$D_1$5-08"	200	83	82.563	15	46	19	104.8	82	28	43	11	2000	ϕ8-ϕ180	ϕ62-ϕ170	17.8
$D_1$6-08"	200	83	106.375	16	58	22.2	133.4	82	28	43	11	2000	ϕ8-ϕ180	ϕ62-ϕ170	17.3
$D_1$6-10"	255	94	106.375	16	76	22.2	133.4	93	32	50	12	1800	ϕ11-ϕ240	ϕ70-ϕ230	31.3
$D_1$8-10"	255	94	139.719	18	76	25.4	171.4	93	32	50	12	1800	ϕ11-ϕ240	ϕ70-ϕ230	30.9
$D_1$8-12"	310	105	139.719	18	103	25.4	171.4	118	40	56	14	1800	ϕ15-ϕ300	ϕ90-ϕ290	51.1
$D_1$11-20"	500	135	196.869	--	190.5	30.2	235	140	55	84	19	1000	ϕ25-ϕ480	ϕ125-ϕ460	165.5

1266# NBK 強力超薄型夾盤 POWERFUL TYPE SUPER THIN CHUCKS

1. 把手和盤面成30°角，旋轉操作更便利。
2. 薄型設計，可增加機械加工之容許長度。
3. 外徑成凸緣設計，裝卸容易。
4. 強力型設計可共用生爪。

1. The handle with an angle of 30 degrees is much convenient for operations.
2. The "super thin thickness" design of chucks increase the "allowable distance" of machining operations.
3. Chuck flange makes loading and unloading operations simpler and more convenient.
4. Hard jaws and Soft jaws can be used alternatively.

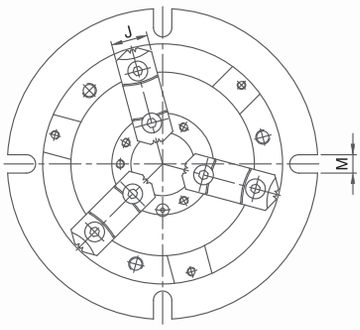

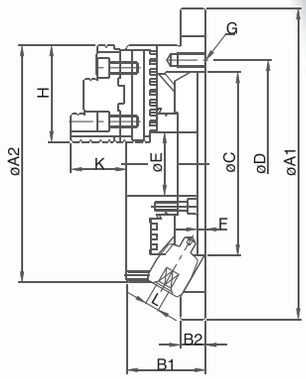

單位/UNIT：mm

型號 Model	A1	A2	B1	B2	C	D
NBK-06	220	170	58	18	130	147
NBK-08	270	210	65	20	155	172
NBK-10	315	255	73	20	190	210
NBK-12	370	305	80	22	250	285

型號 Model	E	F	G	H	J	K
NBK-06	45	6	3-M10x1.5P	68	26	40
NBK-08	60	6	3-M10x1.5P	82	28	43
NBK-10	80	6	3-M12x1.75P	93	32	52
NBK-12	105	5	3-M12x1.75P	118	40	59

型號 Model	L	M	把握範圍 Max. Gripping Diameter		淨重 Weight (kg)
			外徑把握 O.D.Clamping	內徑把握 I.D.Clamping	
NBK-06	10	13	φ8-φ160	φ48-φ150	10.6
NBK-08	11	13	φ11-φ200	φ62-φ190	18.1
NBK-10	12	16	φ12-φ250	φ72-φ240	27.9
NBK-12	14	18	φ15-φ300	φ86-φ290	42.9

1267# MC 方型超薄夾盤 SUPER THIN SQUARE CHUCKS

1. MC均為定寸研磨方式：任何相同規格之方型夾盤 W,X,Y,Z 各點之高度公差為0.05mm以內。
2. MC規格可替換生爪，做不規則形狀之加工，以替代中心機大量治具，更經濟、方便。
3. 硬爪重複夾持之精度公差為0.02mm以內。
4. 側邊平行校正後，硬爪夾持之平行公差為0.05mm以內。

1. MC chucks are precisely ground, the tolerance of W,X,Y,Z among chucks are within 0.05mm.
2. Soft jaws can be used alternatively for machining special shaped work pieces, to substitute for designing and making a lot of jigs for this purpose.
3. The repetitive gripping accuracy with the hard jaws are within 0.02mm.
4. Parallel gripping accuracy with hard jaws can be controlled within 0.05mm after aligning sides of chucks.



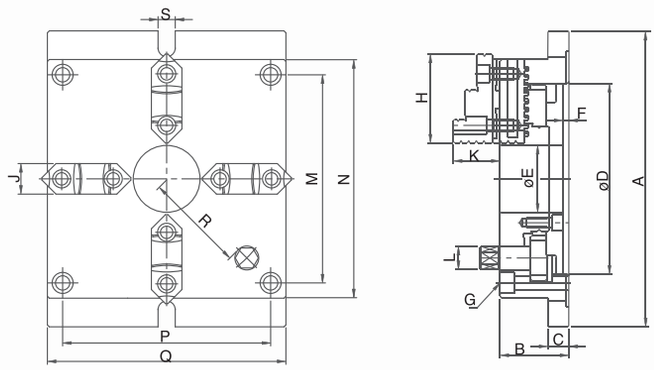

使用範例 >> Operation Example

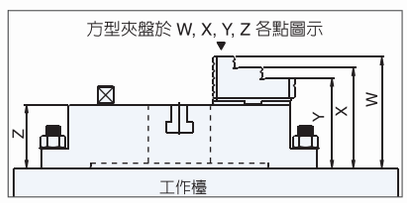

單位/UNIT：mm

型號 Model	A	B	C	D	E	F	G	H	J	K	L	M
MC-06	215	57	18	130	40	5.5	4-M10×1.5P	68	26	39	14	144
MC-08	250	65	20	160	55	6	4-M12×1.75P	82	28	43	17	174
MC-10	310	72	22	200	70	6	4-M14×2P	93	32	50	21	218
MC-12	380	85	25	260	100	7	4-M16×2P	118	40	56	23	274

型號 Model	N	P	Q	R	S	把握範圍 Max. Gripping Diameter		淨重 Weight (kg)
						外徑把握 O.D.Clamping	內徑把握 I.D.Clamping	
MC-06	165	144	165	66	18	φ4-φ128	φ55-φ128	11.4
MC-08	200	174	200	83	18	φ5-φ162	φ62-φ162	18.6
MC-10	250	218	250	104	18	φ6-φ200	φ72-φ200	31.6
MC-12	310	274	310	135	22	φ10-φ265	φ90-φ265	56.6

1268# SE 超薄型夾盤 SUPER THIN CHUCK

1. 輕、薄、短小的設計，適用於工件量測夾持。
2. 直接轉動旋盤，免於使用扳手旋轉干涉。
3. 鋼製本體，耐用性甚佳。
4. 夾爪正反夾持兩用設計，操作方便。
5. 2"最小工件夾持0.8mm。

1. By the compactness comes from "Light, Thin, Short, Small" designing concept: the chucks are most fitting to hold work pieces for measuring.
2. Just rotate the chuck knob directly for gripping and loosening, A handle is not necessary to be used.
3. Chuck body is made of very durable steel.
4. Jaws can be reversible used; gripping of various sizes becomes much convenient.
5. 2" chucks can even grip up to the smallest size of 0.8mm.

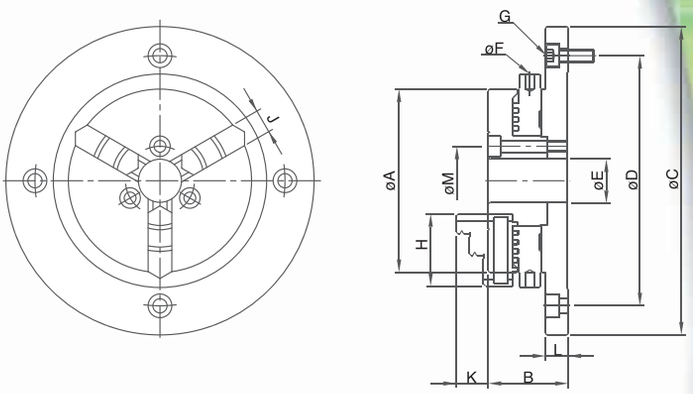

單位/UNIT：mm

型號 Model	A	B	C	D	E	F
SE-02	63	28	118	100	16	4
SE-03	85	37	143	116	20	4
SE-04	110	39	168	140	26	5
SE-05	130	45	202	168	32	6
SE-06	160	52	248	208	50	8

型號 Model	G	H	J	K	L
SE-02	4-M5x0.8P	27	8	13	8
SE-03	4-M6x1P	35	11	15	10.5
SE-04	4-M6x1P	42	14	19	10
SE-05	4-M8x1.25P	50	16	21	11.5
SE-06	4-M10x1.5P	65	19	26	15

型號 Model	M	把握範圍 Max. Gripping Diameter		淨重 Weight (kg)
		外徑把握 O.D.Clamping	內徑把握 I.D.Clamping	
SE-02	26	φ0.8-φ63	φ23-φ58	1.2
SE-03	32	φ1-φ81	φ31-φ70	2.9
SE-04	40	φ1-φ100	φ36-φ90	4.3
SE-05	49	φ1.5-φ116	φ43-φ106	6.2
SE-06	70	φ1.5-φ160	φ52-φ148	11.1

1269# TNT 齒式二爪鋼殼夾頭 2-JAW STEEL BODY CHUCKS

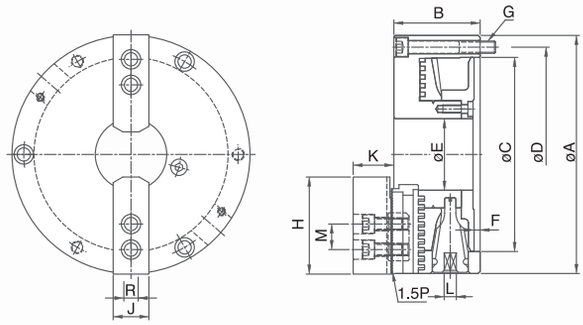

單位/UNIT：mm

型號 Model	A	B	C	D	E	F	G	H	J	K	L	M	R	最高迴轉速 Max. Speed r.p.m. (min^{-1})	把握範圍 Max. Gripping Diameter 外徑把握 O.D.Clamping	把握範圍 Max. Gripping Diameter 內徑把握 I.D.Clamping	淨重 Weight (kg)
TNT-07	193	78	155	172	58	5	3-M10x1.5P	73	31	38	11	20	12	3200	ϕ8-ϕ235	ϕ66-ϕ235	14.4
TNT-09	233	85	190	210	70	5.5	3-M12x1.75P	95	35	40	12	25	14	2800	ϕ11-ϕ280	ϕ85-ϕ280	22.3

1270# NT 齒式三爪鋼殼夾頭 3-JAW STEEL BODY CHUCKS

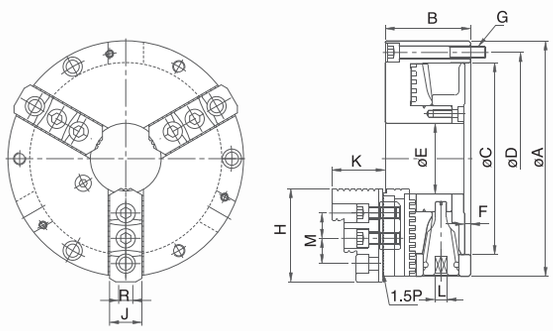

單位/UNIT：mm

型號 Model	A	B	C	D	E	F	G	H	J	K	L	M	R	最高迴轉速 Max. Speed r.p.m. (min^{-1})	把握範圍 Max. Gripping Diameter 外徑把握 O.D.Clamping	把握範圍 Max. Gripping Diameter 內徑把握 I.D.Clamping	淨重 Weight (kg)
NT-07	193	78	155	172	58	5	3-M10x1.5P	78	28	46	11	20	12	3200	ϕ8-ϕ235	ϕ66-ϕ235	13.1
NT-09	233	85	190	210	70	5.5	3-M12x1.75P	92	32	52	12	25	14	2800	ϕ11-ϕ280	ϕ85-ϕ280	21.2
NT-10	275	91	230	250	89	5.5	3-M12x1.75P	101.5	37	56	12	30	16	2400	ϕ12-ϕ330	ϕ92-ϕ330	30.5
NT-12	310	104	260	285	105	7	3-M12x1.75P	116	47	67	14	30	21	2100	ϕ15-ϕ370	ϕ104-ϕ370	46.1

1. 可替代修整油壓生爪成型盤。
2. 爪仔可前後任意調整，加大夾持工件範圍。
3. 生爪及硬爪與CNC車床油壓爪共用。
4. 鋼殼結構於高速迴轉時安全性高，耐磨性強，使用壽命長。
5. 轉動板手扭力較小操作順暢。

1. Can be used as a "Forming plate" for machining soft jaws.
2. Hard jaws and soft jaws can be adjusted just like on a power Chuck to increase the gripping range.
3. Hard jaws as well as Soft jaws are interchangeable with those of power chucks.
4. Chuck Body is made of steel to enhance safety operations for high speed machining.
5. The Chuck Handle can be operated easily and smoothly.

可替代修整油壓生爪成型盤

The chuck can be used as a "Forming plate" for machining soft jaws.

爪仔可前後任意調整加大夾持工件範圍

Top jaws can be adjusted back and forth easily, thus increasing gripping range.

硬爪與油壓夾盤硬爪共用

Hard jaws are interchangable with those of power chucks.

生爪與油壓夾盤生爪共用

Soft jaws are interchangeable with those of power chucks.

特別附件



連結盤

Optional accessory: Mounting plate.

1271# CT 可調式普通型三爪鋼殼夾頭 3-JAW ADJUSTMENT STEEL BODY SCROLL CHUCKS

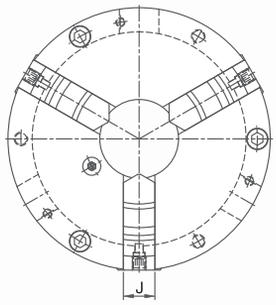

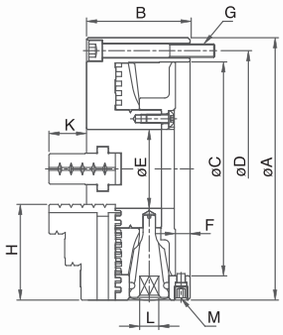



單位/UNIT：mm

型號 Model	A	B	C	D	E	F	G	H	J	K	L	M	最高迴轉速 Max. Speed r.p.m. (min^{-1})	把握範圍 Max. Gripping Diameter		淨重 Weight (kg)
														外徑把握 O.D.Clamping	內徑把握 I.D.Clamping	
CT-06	167	75.5	130	147	45	12	3-M10x1.5P	65	22	28	10	3-M12x1.75P	4000	ϕ4-ϕ160	ϕ48-ϕ150	10.4
CT-07	193	85	155	172	58	12	3-M10x1.5P	75	24	28.5	11	3-M12x1.75P	3500	ϕ4-ϕ180	ϕ56-ϕ170	12.9
CT-09	233	92	190	210	70	12.5	3-M12x1.75P	85	28	33	12	3-M12x1.75P	2900	ϕ5-ϕ220	ϕ62-ϕ210	20.4
CT-10	275	98	230	250	89	12.5	3-M12x1.75P	98	30	38	12	3-M12x1.75P	2500	ϕ6-ϕ260	ϕ70-ϕ250	29.3
CT-12	310	111	260	285	105	14	3-M12x1.75P	110	32	45	14	3-M12x1.75P	2200	ϕ10-ϕ300	ϕ86-ϕ290	43.7

1272# FCT 可調式普通型四爪鋼殼夾頭 4-JAW ADJUSTMENT STEEL BODY SCROLL CHUCKS

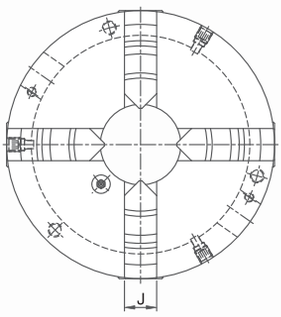

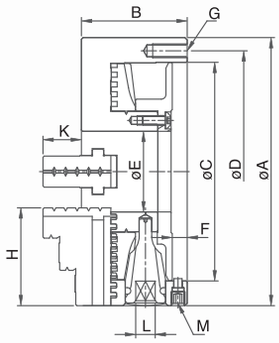

單位/UNIT：mm

型號 Model	A	B	C	D	E	F	G	H	J	K	L	M	最高迴轉速 Max. Speed r.p.m. (min^{-1})	把握範圍 Max. Gripping Diameter		淨重 Weight (kg)
														外徑把握 O.D.Clamping	內徑把握 I.D.Clamping	
FCT-07	193	85	155	172	58	12	3-M10x1.5P	75	24	28.5	11	3-M12x1.75P	3500	ϕ4-ϕ180	ϕ56-ϕ170	13.2
FCT-09	233	92	190	210	70	12.5	3-M12x1.75P	85	28	33	12	3-M12x1.75P	2900	ϕ5-ϕ220	ϕ62-ϕ210	20.7
FCT-10	275	98	230	250	89	12.5	3-M12x1.75P	98	30	38	12	3-M12x1.75P	2500	ϕ6-ϕ260	ϕ70-ϕ250	29.8
FCT-12	310	111	260	285	105	14	3-M12x1.75P	110	32	45	14	3-M12x1.75P	2200	ϕ10-ϕ300	ϕ86-ϕ290	44.4

1273# TKT 可調式強力型二爪鋼殼夾頭 2-JAW POWERFUL TYPE ADJUSTMENT STEEL BODY CHUCKS

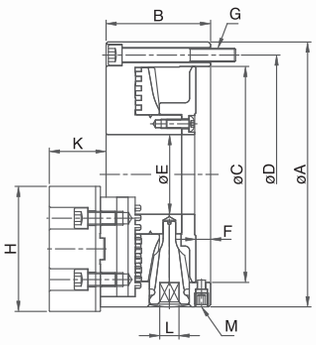

單位/UNIT：mm

型號 Model	A	B	C	D	E	F	G	H	J	K	L	M	最高迴轉速 Max. Speed r.p.m. (min^{-1})	把握範圍 Max. Gripping Diameter		淨重 Weight (kg)
														外徑把握 O.D.Clamping	內徑把握 I.D.Clamping	
TKT-07	193	85	155	172	58	12	3-M10x1.5P	95	31	49.5	11	3-M12x1.75P	3500	ϕ10-ϕ180	ϕ70-ϕ170	14.6
TKT-09	233	92	190	210	70	12.5	3-M12x1.75P	110	37	50	12	3-M12x1.75P	2900	ϕ12-ϕ220	ϕ80-ϕ210	22.4

1274# KT 可調式強力型三爪鋼殼夾頭 3-JAW POWERFUL TYPE ADJUSTMENT STEEL BODY SCROLL CHUCKS

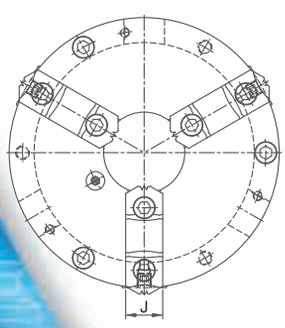

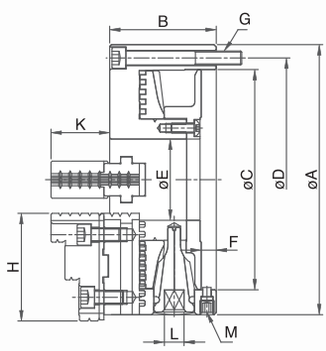

單位/UNIT：mm

型號 Model	A	B	C	D	E	F	G	H	J	K	L	M	最高迴轉速 Max. Speed r.p.m. (min^{-1})	把握範圍 Max. Gripping Diameter		淨重 Weight (kg)
														外徑把握 O.D.Clamping	內徑把握 I.D.Clamping	
KT-06	167	75.5	130	147	45	12	3-M10x1.5P	68	26	39	10	3-M12x1.75P	4000	ϕ8-ϕ160	ϕ55-ϕ150	9.7
KT-07	193	85	155	172	58	12	3-M10x1.5P	82	28	43	11	3-M12x1.75P	3500	ϕ8-ϕ180	ϕ62-ϕ170	13.6
KT-09	233	92	190	210	70	12.5	3-M12x1.75P	93	32	51	12	3-M12x1.75P	2900	ϕ11-ϕ220	ϕ70-ϕ210	21.5
KT-10	275	98	230	250	89	12.5	3-M12x1.75P	102	35	54	12	3-M12x1.75P	2500	ϕ12-ϕ260	ϕ80-ϕ250	30.4
KT-12	310	111	260	285	105	14	3-M12x1.75P	118	40	58	14	3-M12x1.75P	2200	ϕ15-ϕ300	ϕ90-ϕ290	45.4

1275# FKT 可調式強力型四爪鋼殼夾頭 4-JAW POWERFUL TYPE ADJUSTMENT STEEL BODY CHUCKS

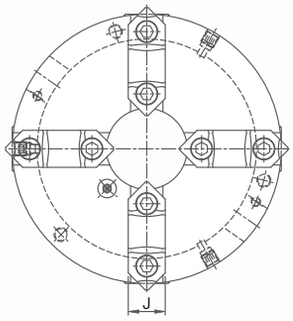

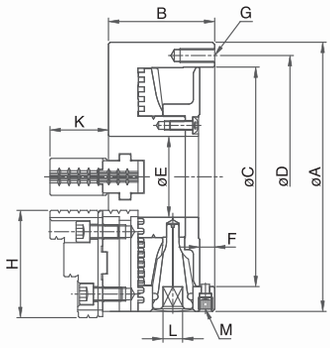

單位/UNIT：mm

型號 Model	A	B	C	D	E	F	G	H	J	K	L	M	最高迴轉速 Max. Speed r.p.m. (min^{-1})	把握範圍 Max. Gripping Diameter		淨重 Weight (kg)
														外徑把握 O.D.Clamping	內徑把握 I.D.Clamping	
FKT-07	193	85	155	172	58	12	3-M10x1.5P	82	28	43	11	3-M12x1.75P	3500	φ8-φ180	φ62-φ170	14.1
FKT-09	233	92	190	210	70	12.5	3-M12x1.75P	93	32	51	12	3-M12x1.75P	2900	φ11-φ220	φ70-φ210	22
FKT-10	275	98	230	250	89	12.5	3-M12x1.75P	102	35	54	12	3-M12x1.75P	2500	φ12-φ260	φ80-φ250	33.5
FKT-12	310	111	260	285	105	14	3-M12x1.75P	118	40	58	14	3-M12x1.75P	2200	φ15-φ290	φ90-φ290	46.1

1276# HJ 油壓硬爪 HARD JAWS (HJ-SERIES) FOR HYDRAULIC CHUCKS

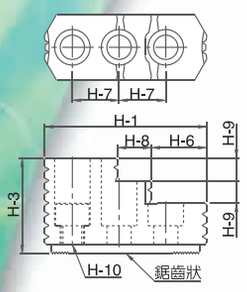

圖 1
FIG. 1

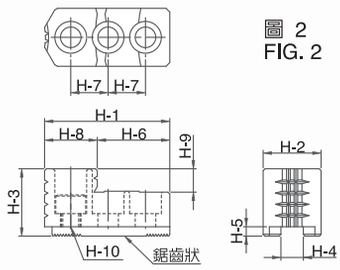

圖 2
FIG. 2

單位/UNIT：mm

型號 Model	H-1	H-2	H-3	H-4	H-5	H-6	H-7	H-8	H-9	H-10	鋸齒狀節距 Serration Pitch	淨重 Weight (kg)	參考圖 Reference Drawing	
HJ-04	53	23	28	10	4	29	14	24	10	M8x1.25P	1.5 x 60°	0.4	圖-2	Fig.2
HJ-05	53	23	28	10	4	29	14	24	10	M8x1.25P	1.5 x 60°	0.4	圖-2	Fig.2
HJ-06	67	31	36	12	5	39	20	28	12	M10x1.5P	1.5 x 60°	0.95	圖-2	Fig.2
HJ-08	87	35	51	14	5	29.5	25	18	12	M12x1.75P	1.5 x 60°	1.9	圖-1	Fig.1
HJ-10	101	40	54	16	5	45.5	30	18	13	M12x1.75P	1.5 x 60°	2.8	圖-1	Fig.1
HJ-12	108	50	67	21(18)	4(5)	49	30	20	16	M16x2P(M14x2P)	1.5 x 60°	3.5	圖-1	Fig.1
HJ-15	143	62	86	22(25.5)	8(5)	55	43	38	20	M20x2.5P	1.5 x 60°	9.5	圖-1	Fig.1
HJ-18	143	62	86	22(25.5)	8(5)	55	43	38	20	M20x2.5P	1.5 x 60°	9.5	圖-1	Fig.1
HJ-21	159.5	80	90	25	9	97.5	50	62	40	M20x2.5P	3 x 60°	15.3	圖-2	Fig.2
HJ-24	159.5	80	90	25	9	97.5	50	62	40	M20x2.5P	3 x 60°	15.3	圖-2	Fig.2
HJ-32	159.5	80	90	25	9	97.5	50	62	40	M20x2.5P	3 x 60°	15.3	圖-2	Fig.2

1277# S 後拉式夾頭專用生爪 SOFT JAWS FOR PULL BACK POWER CHUCKS

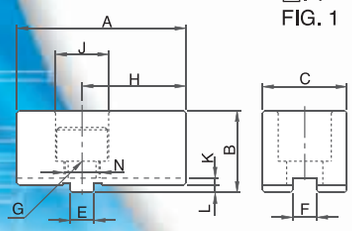

圖. 1
FIG. 1

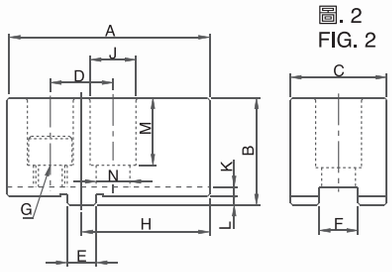

圖. 2
FIG. 2



單位/UNIT：mm

型號 Model	A	B	C	D	E	F	G	H	J	K	L	M	N	參考圖 Reference Drawing	
S-06	70	34	35	--	10	10	M14x2P	43	23	3.0	3.0	21	15.5	圖-1	Fig.1
S-08	84	44.5	40	26	12	16	M12x1.75P	53	20	3.5	3.5	29	13.5	圖-2	Fig.2
S-10	100	49.5	50	32	15	18	M14x2P	62	23	3.5	3.5	32	15.5	圖-2	Fig.2
S-12	120	54.5	60	36	17	20	M16x2P	78	26	3.5	3.5	36	17.5	圖-2	Fig.2

1278# 迴轉型空油壓夾頭(Rotary Hydraulic/Pneumatic Chucks)

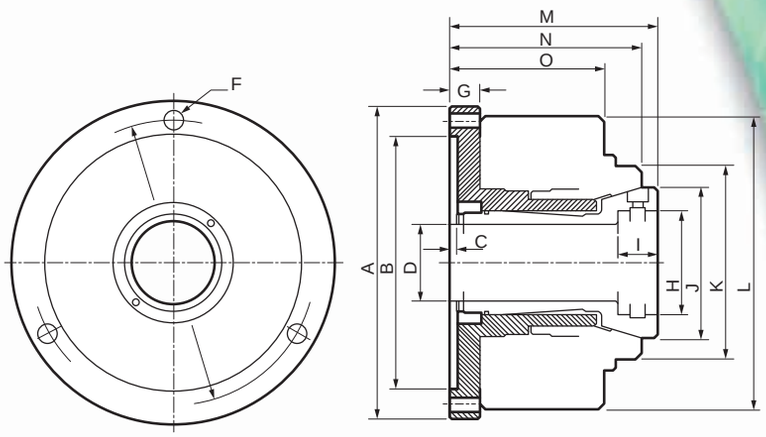

ITEM / MODEL	A	B	C	D	E	F	G	H	I	J	K	L	M	N
CA5-25 (空壓)	135	100	4	28	115	M8	18	45	15	68	83	170	104	82
CH5-25 (油壓)	135	100	4	26	115	M8	18	45	15	68	83	140	104	82
CA7-40 (空壓)	192	155	5	47	172	M10	18	65	22	94	118	190	126	94
CH7-40 (油壓)	192	155	5	45	172	M10	18	65	22	94	118	190	126	94
CA7-70 (空壓)	192	155	5	69	172	M10	18	105	22	136	168	266	142	106
CH7-70 (油壓)	192	155	5	69	172	M10	18	105	22	136	168	212	142	106
CA9-120 (油壓)	230	190	6	120	210	M12	20	140	28	168	230	275	160	120

ITEM / MODEL	MAX PRESSUR	E MAX SPEED	GRIPPING FORCE(ϕ20)	MAX DIAMETER	MAX. BAR	NET WEIGHT	副爪價格	夾頭價格
CA5-25 (空壓)	8kg/cm^2	2000 RPM	2.5kg-m	32ϕ	26ϕ	7.5kg		
CH5-25 (油壓)	25kg/cm^2	2000 RPM	7kg-m	32ϕ	26ϕ	7kg		
CA7-40 (空壓)	8kg/cm^2	1600 RPM	4kg-m	50ϕ	46ϕ	14.5kg		
CH7-40 (油壓)	20kg/cm^2	1600 RPM	10kg-m	50ϕ	46ϕ	12.5kg		
CA7-70 (空壓)	8kg/cm^2	1400 RPM	6kg-m	90ϕ	68ϕ	23kg		
CH7-70 (油壓)	20kg/cm^2	1400 RPM	12kg-m	90ϕ	68ϕ	18.5kg		
CA9-120 (油壓)	20kg/cm^2	900 RPM	18kg-m	120ϕ	120ϕ	30.5kg		

1279# 普通型三爪夾頭(進口)(3-Jaw Scroll Chuck)

規　格	外徑	孔徑	價 格
SC-YA3	80	17	
SC-YA4	100	22	
SC-YA5	130	30	
SC-YA6	160	40	
SC-YA7	190	55	

1280# 強力型三爪夾頭(進口)(3-Jaw Powerful Scroll Chuck)

規　格	外徑	孔徑	價 格
SK-YA6	160	40	
SK-YA8	200	65	
SK-YA13	325	100	
SK-YA15	380	135	
SK-YA20	500	210	
SK-YA25	635	260	

1281# 單動四爪夾頭(4-Jaw Independent Chuck)



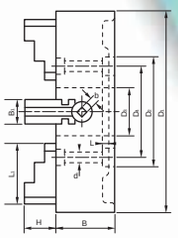

Size No.	D1	D2 寸法		D3	D4	B	B_1	L	L_1	H	b	d(in)	Weight (kg)	價 格
KC-8	200	175	-0.040	50	155	75	30	6	75	30	10	7/16×4	14	
KC-10	250	150	-0.040	55	125	80	30	6	90	35	10	7/16×4	22	
KC-12	300	170	-0.040	65	140	85	35	6	100	40	12	1/2×4	35	
KC-14	350	190	-0.046	75	170	90	35	8	110	45	12	1/2×4	45	
KC-16	400	210	-0.046	90	180	100	40	8	120	50	14	5/8×4	60	
KC-18	450	230	-0.046	100	200	105	40	8	130	55	14	5/8×4	80	
KC-20	500	250	-0.046	110	220	110	45	8	140	60	14	5/8×4	105	
KC-22	550	275	-0.050	115	240	115	45	10	150	65	14	5/8×4	140	
KC-24	600	300	-0.050	120	260	120	50	10	160	70	15	3/4×8	180	
KC-26	660	325	-0.089	125	275	140	50	12	170	70	15	3/4×8	210	
KC-28	710	350	-0.089	130	300	145	55	12	190	85	17	5/8×8	230	
KC-30	762	375	-0.089	140	325	150	55	12	190	85	17	7/8×8	300	
KC-32	813	400	-0.089	140	350	150	55	12	190	85	17	7/8×8	330	
KC-34	860	450	-0.089	160	400	150	60	12	200	90	19	7/8×8	400	
KC-36	915	450	-0.097	165	400	160	60	12	210	95	19	7/8×8	450	
KC-40	1000	500	-0.097	180	450	190	70	12	220	95	24	7/8×8	680	

ISO, ASA, A_1,A_2, 直裝型



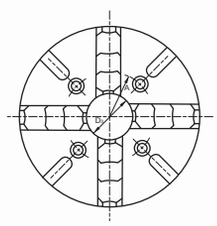
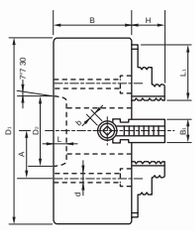

寸法 / 卡盤 Size	D1	D2	D3	A	B	L	B1	H	L1	價 格
KC - AI - 6 - 10	250	106.370	55	66.675	77	17	30	35	90	
KC - AI - 6 - 12	300	106.370	65	66.675	90	17	35	40	100	
KC - AI - 6 - 14	350	106.370	75	66.675	90	17	35	45	110	
KC - AI - 6 - 16	400	106.370	75	66.675	100	17	40	50	120	
KC - AI - 6 - 18	450	106.370	80	66.675	105	17	40	55	130	
KC - AI - 6 - 20	500	106.370	90	66.675	109	17	40	60	140	
KC - AI - 8 - 14	350	139.714	75	85.725	100	18.5	40	50	120	
KC - AI - 8 - 16	400	139.714	90	85.725	105	18.5	40	50	120	
KC - AI - 8 - 18	450	139.714	100	85.725	105	18.5	40	55	130	
KC - AI - 8 - 20	500	139.714	110	85.725	112	18.5	45	60	140	
KC - AI - 8 - 22	550	139.714	110	85.725	110	18.5	45	65	150	
KC - AI - 8 - 24	610	139.714	120	85.725	120	18.5	50	70	160	
KC - AI - 11 - 20	500	196.869	110	117.475	130	20	45	75	140	
KC - AI - 11 - 22	550	196.869	110	117.475	130	20	45	75	155	
KC - AI - 11 - 24	610	196.869	120	117.475	140	20	50	80	170	
KC - AI - 11 - 28	710	196.869	130	117.475	146	20	55	85	190	
KC - AI - 11 - 30	760	196.869	140	117.475	150	20	55	85	190	
KC - AI - 11 - 32	810	196.869	140	117.475	150	20	55	85	190	
KC - AI - 11 - 34	860	196.869	160	117.475	150	20	60	90	200	
KC - AI - 11 - 36	910	196.869	165	117.475	160	20	60	95	210	
KC - AI - 11 - 40	1000	196.869	165	117.475	190	20	70	95	210	

1282#

固定型空油壓夾頭(Stationary Hydraulic/ Pneumatic Chucks)

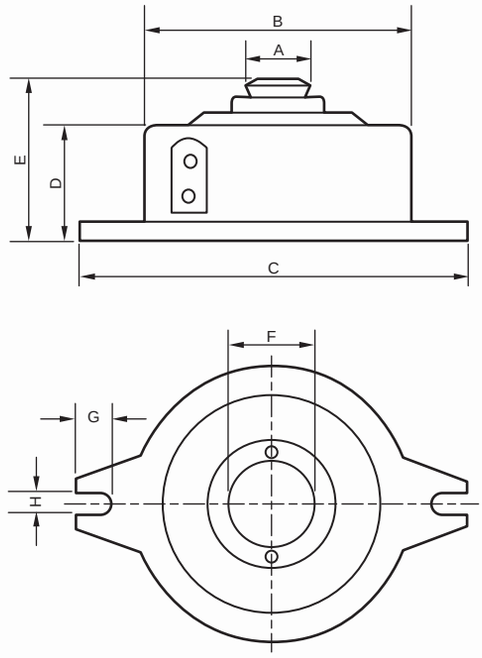

ITEM / MODEL	A	B	C	D	E	F	G	H
CAF-15	27	140	195	61	80	14	20	13
CAF-25	40	160	220	73	108	26	20	13
CAF-40	94	190	265	99	122	47	20	13
CHF-40	94	170	235	83	122	45	20	13
CAF-70	136	212	285	105	135	69	20	13
CHF-70	136	192	265	90	135	69	20	13

ITEM / MODEL	MAX PRESSURE	GRIPPING FORCE(ϕ20)	MAX DIAMETER	MAX.BAR NET	WEIGHT	副 爪	價 格
CAF-15	15kg/cm^2		ϕ18	14ϕ	6kg		
CAF-25	15kg/cm^2	6kg/m	ϕ30	25.4ϕ	8.5kg		
CAF-40	8kg/cm^2	5kg/m	ϕ50	44ϕ	17kg		
CHF-40	25kg/cm^2	12kg/m	ϕ50	46ϕ	14kg		
CAF-70	8kg/cm^2	6kg/m	ϕ90	68ϕ	23kg		
CHF-70	25kg/cm^2	14kg/m	ϕ90	68ϕ	19kg		

1283# 車床精密研磨機(Toolpost Grinder For Lathe)



內徑研磨



外徑研磨



標準附件：

機體組合 …… 1 組
1.內徑研磨主軸 …… 1 組
2.平面皮帶輪 …… 2 組
3.平面皮帶 …… 1 組
4.鑽石修刀 …… 1 組
5.鑽石修刀挾持器 …… 1 組
6.六角板手

※此款研磨機建議使用于簡易內外徑研磨，不適合量產加工。

機 型	馬力 HP	外徑磨輪			內徑磨輪					適用車床 (以床台長度計)	價 格
		砂輪尺寸	無負載速度		研磨直徑	砂輪尺寸	無負載速度		研磨直徑 (mm)		
GH-165	1	8"×3/4"×3/4"	3000 3700	2490 3070	25-50	11/2"×1/2"×1/4"	20000 13500	16800 11500	80	8-10	
GH-150	1	5"×5/8"×5/8"	4500 6000	3750 5000	19-40	1"×3/8"×1/4"	20000 13500	16800 11500	80	6-8	
GH-125	1/2	5"×5/8"×5/8"	4500 6000	3750 5000	19-40	1"×3/8"×1/4"	20000 13500	16800 11500	70	4-6	

註：1.此表所列為標準規格，其他特殊規格本公司依照客戶需要而設計製造。

1284# 油壓生爪成形圈(Soft Jaw Boring Ring)

特點：

- 握持力增強，提高真圓度，圓筒度等精度，不會產生喇叭狀及離心振動，影響精度。
- 外夾內張二者均可使用，可任意調整所需尺寸，操作迅速簡便，節省時間，永久使用。
- 舊的夾頭使用成形圈後，可提高精度及握持力，使回復同新品一樣。

規　格	適用生爪	價 格
FR-05	5"	
FR-06	6"	
FR-08	8"	
FR-10	10"	
FR-12	12"	
FR-15	15"	

使用說明：

- 使用成形圈，不但能做到外夾、內張與穿通成形3種方式的成形，尚可夾住工作物件時在同樣的狀態成形，所以芯振擺少，把握力也就提昇。（如圖一、二、三）
- 使用硬爪夾持時，接觸面不良會產生喇叭口狀，把握力不良會產生離心振動，影響精度，危險性高。（如圖四）
- 使用成形圈，與夾頭一起成型時，無芯振擺現象，把握力達100%，可提高精度。（如圖五）

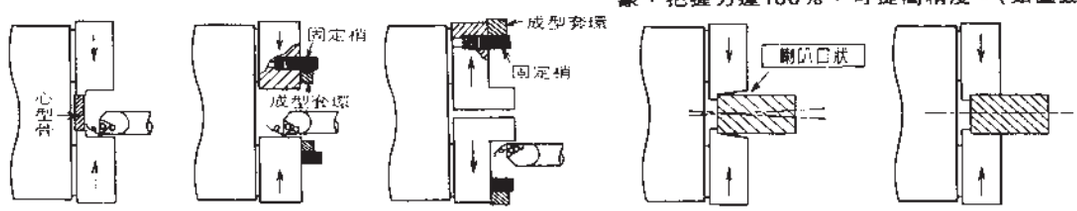

一般成形　圖一　穿通・外夾成形　圖二　內張成形　圖三　圖四　圖五

1285# 油壓生爪成形盤(Soft Jaw Boring Plate)

特點：

- 油壓生爪預車成形，可先利用成形盤先在一般車床粗車預留1m/m，再到CNC車床精車，減少油壓夾頭及CNC車床斷續切削所產生振動損耗機器；可減少準備時間及提高工作效率。
- 工作物為四方形時，三爪固定於成形器，放電加工成形及其他不規則夾具。可免用四爪或二爪減少時間。

規　格	適用生爪	價 格
FD-05	5"	
FD-06	6"	
FD-08	8"	
FD-10	10"	
FD-12	12"	
FD-15	15"	

1286# 軟爪微調成型圈(Adjustable Type Soft Jaw Boring Ring)

三爪用



二爪、四爪共用

特點：

1.傳統軟爪成形氣須有套圈中心桿等配備，本產品軟爪成形圈可免除這些配備，為您節省了可觀的費用，降低成本。
2.本產品採用連續微調取代傳統的步進微調，操作輕鬆，軟爪的磨損量達到最低。
3.本產品可容易製造小尺寸的軟爪。
4.只需簡單的單一步驟，即可將軟爪鏜孔貫穿。
5.只需反轉鎖定位置，就可以輕鬆擴大軟爪的加工範圍。
6.本產品軟爪成形區也可用於液壓夾頭。

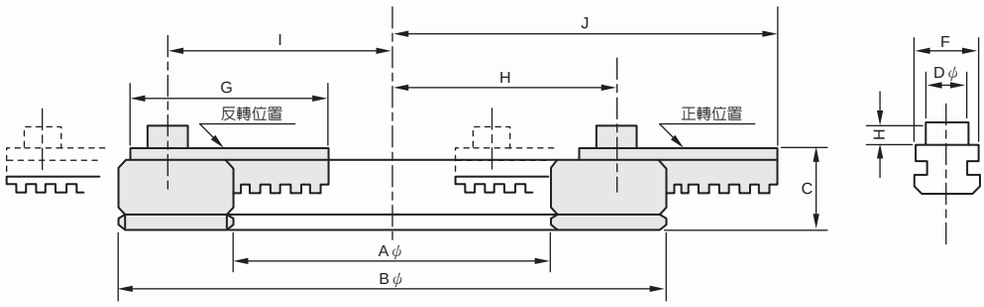

單位：mm

型號＼規格	Aϕ	Bϕ	C	Dϕ-E	F-G	切削中心行成半徑			
						規格	H	反方向	I
						外夾盤	內夾盤	外夾盤	內夾盤
TL-100	100	170	26	13-7	19-61	32-70.5	25-63.5	70-108.5	63-101.5
TL-125	125	200	26	16.3-8	19-61	45.5-85.5	37.5-77.5	83.5-123.5	75.5-115.5
TL-160	160	248	31	18.3-8	24-80	51-106	42.5-97.5	105-160	96.5-151.5

型號＼規格	爪最大旋徑 J (外夾盤)	爪衝程 (每次螺旋)	每爪負載能力 (kgf)	最大轉速 (R.P.M.)	重量 (kg)	適用夾頭	三爪價格	四爪價格
TL-100	120	7.26	1,500	800	2.46	5",6",8"		
TL-125	135	7.26	1,500	700	3.13	6",8",10"		
TL-160	173	8.47	1,750	600	5.36	8",10",12"		

注意：表中外夾頭負載指向圓心，內夾頭負載則相反。

1287# 內孔刀具定位座(Lathe Quick Center Block)



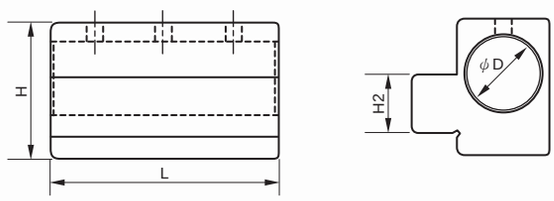

目的：更換內孔刀具，達到相同中心高度，快速及簡單更換。

功能：安裝省時，定位快速，增強剛性，提高精度，減少刀具磨損，方便及較好刀具控制。

型號	ϕD	L	L1	H	H2	固定座價格
THR 2032	32	80	18	64	20	
THR 2532	32	80	18	64	25	
THR 2540	40	90	23	76	25	
THR 3240	40	90	30	76	32	
THR 2040	40	90	18	76	20	

1288# 刀具套筒(Tool Holder)

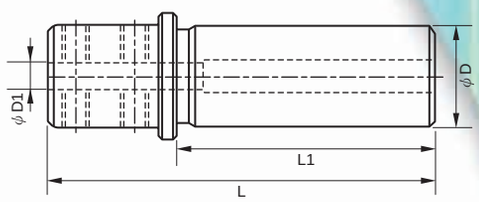

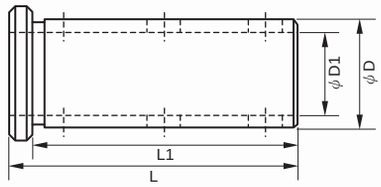

Model	φD1	φD	L	價格
THR06-25	6	φ25	64	
THR08-25	8			
THR10-25	10			
THR12-25	12			
THR16-25	16			
THR20-25	20			
THR06-32	6	φ32	100	
THR08-32	8			
THR10-32	10			
THR12-32	12			
THR16-32	16			
THR20-32	20			
THR25-32	25			
THR06-40	6	φ40		
THR08-40	8			

Model	φD1	φD	L	價格
THR10-40	10	φ40	100	
THR12-40	12			
THR16-40	16			
THR20-40	20			
THR25-40	25			
THR32-40	32			
THR06-50	6	φ50	100	
THR08-50	8			
THR10-50	10			
THR12-50	12			
THR16-50	16			
THR20-50	20			
THR25-50	25			
THR32-50	32			
THR40-50	40			

Model	φD1	φD	L	價格
THRMT1-25	MT1	φ25	70	
THRMT2-25	MT2		80	
THRMT3-25	MT3		90	
THRMT1-32	MT1	φ32	85	
THRMT2-32	MT2		85	
THRMT3-32	MT3		100	
THRMT1-40	MT1	φ40	87	
THRMT2-40	MT2		87	
THRMT3-40	MT3		87	
THRMT4-40	MT4		116	
THRMT1-50	MT1	φ50	120	
THRMT2-50	MT2		120	
THRMT3-50	MT3		120	
THRMT4-50	MT4		120	

1289# CNC 車床用ER夾頭柄(附冷水孔) (ER Collet Chuck For CNC Lathe Cooler Hole)

1.附冷卻水孔，冷卻容易。
2.不含ER筒夾。

規　格	夾持能力	柄 徑	總 長	價 格
SKA-ER20-C32-120	13φ	32φ	120	
SKA-ER20-C40-130	13φ	40φ	120	
SKA-ER25-C32-120	16φ	32φ	122	
SKA-ER25-C40-130	16φ	40φ	122	
SKA-ER32-C40-130	20φ	40φ	126	

1290# T型塊(T-Block)



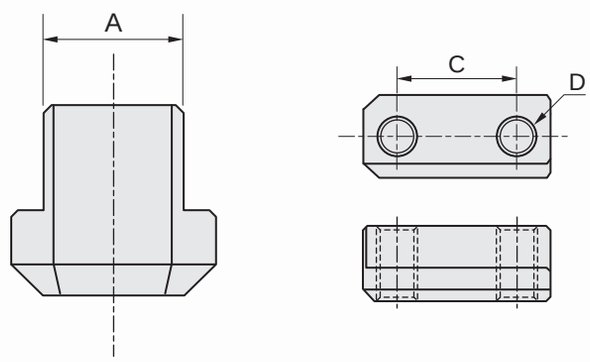

規　格	適用規格	A	C	D	價 格
TB-05	OP-205	10	14	M8	
TB-06	OP-206	12	20	M10	
	CL-06				
TB-08	OP-208	14	25	M12	
	CL-08				
TB-10	OP-210	16	30	M12	
	CL-10				
TB-12A	OP-212	21	30	M16	
TB-12B	CL-12	18		M14	
TB-15	OP-215	24	43	M20	

1291# CNC 車床拉料器(Bar Puller For CNC Lathe)

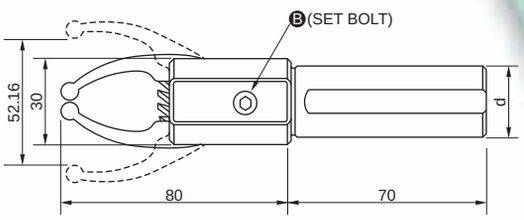

Model	CNC52-C20	CNC52-C25	CNC52-C32
夾持範圍	0~52φm/m	0~52φm/m	0~52φm/m
夾持力量	0~25kg	0~25kg	0~25kg
伸縮量	2 m/m內	2 m/m內	2 m/m內
柄徑d	20φ	25φ	32φ
價 格			

1292# 強力型生爪(Soft Jaw For Scroll Chuck)



(7"與8"同) (9"與10"同)

規　格	長(L)	寬(W)	高(H)	價格
SKS6-32	85	31	32	
SKS6-48	85	31	48	
SKS6-73	85	31	73	
SKS7-32	95	31	32	
SKS7-48	95	31	48	
SKS7-73	95	31	73	
SKS7-100	95	31	100	
SKS7-120	95	31	120	
SKS9-32	105	32	32	
SKS9-48	105	32	48	
SKS9-63	105	32	63	
SKS9-80	105	32	80	
SKS9-90	105	32	90	

規　格	長(L)	寬(W)	高(H)	價格
SKS9-100	105	32	100	
SKS9-120	105	32	120	
SKS12-54	125	48	54	
SKS12-70	125	48	70	
SKS12-90	125	48	90	
SKS12-120	125	48	120	
SKS16-70	160	55	70	
SKS16-100	160	55	100	
SKS16-120	160	55	120	

1293# 油壓夾頭生爪(Soft Jaw For Hydraulic Chuck)



※PITCH : 1.5m/m

規　格	長(L)	寬(W)	高(H)	價格
HKS5-36	62	23	36	
HKS5-36-36	62	36	36	
HKS5-48	62	23	48	
HKS5-70	62	23	70	
HKS5-80	62	23	80	
HKS5-90	62	23	90	
HKS5-100	62	23	100	
HKS6-36	73	31	36	
HKS6-48-48	73	48	48	
HKS6-50	73	31	50	
HKS6-60	73	31	60	
HKS6-62-62	73	62	62	
HKS6-70	73	31	70	
HKS6-70-50	73	50	70	
HKS6-70-70	73	70	70	
HKS6-80	73	31	80	
HKS6-80-80	73	80	80	
HKS6-90	73	31	90	
HKS6-100	73	31	100	
HKS6-110	73	31	110	
HKS6-130	73	31	130	
HKS6-150	73	31	150	
HKS8-37	95	35	37	
HKS8-36-48	95	48	36	
HKS8-37-100	95	100	37	
HKS8-48-48	95	48	48	
HKS8-48-73	95	73	48	
HKS8-48-90	95	90	48	
HKS8-50	95	35	50	
HKS8-60	95	35	60	
HKS8-63-63	95	63	63	
HKS8-70	95	35	70	
HKS8-73-48	95	48	73	
HKS8-73-73	95	73	73	
HKS8-80	95	35	80	
HKS8-83-83	95	83	83	
HKS8-90	95	35	90	
HKS8-100	95	35	100	
HKS8-100-48	95	48	100	
HKS8-120	95	35	120	
HKS8-130	95	35	130	
HKS8-130-48	95	48	130	
HKS8-150	95	35	150	
HKS8-180	95	35	180	
HKS8-210	95	35	210	
HKS10-42	110	40	42	
HKS10-42-63	110	63	42	
HKS10-42-100	110	100	42	
HKS10-48-73	110	73	48	
HKS10-50	110	40	50	
HKS10-60	110	40	60	

規　格	長(L)	寬(W)	高(H)	價格
HKS10-63-63	110	63	63	
HKS10-70	110	40	70	
HKS10-73-73	110	73	73	
HKS10-80	110	40	80	
HKS10-83-83	110	83	83	
HKS10-90	110	40	90	
HKS10-100	110	40	100	
HKS10-120	110	40	120	
HKS10-130	110	40	130	
HKS10-150	110	40	150	
HKS10-180	110	40	180	
HKS10-200	110	40	200	
HKS10-220	110	40	220	
HKS12-48	129	48	48	
HKS12-60	129	48	60	
HKS12-70	129	48	70	
HKS12-80	129	48	80	
HKS12-90	129	48	90	
HKS12-100	129	48	100	
HKS12-110	129	48	110	
HKS12-120	129	48	120	
HKS12-130	129	48	130	
HKS12-140	129	48	140	
HKS12-150	129	48	150	
HKS12-160	129	48	160	
HKS12-170	129	48	170	
HKS12-180	129	48	180	
HKS12-190	129	48	190	
HKS12-200	129	48	200	
HKS12-220	129	48	220	
HKS12-230	129	48	230	
HKS15-63	165	62	63	
HKS15-80	165	62	80	
HKS15-100	165	62	100	
HKS15-130	165	62	130	
HKS15-150	165	62	150	
HKS15-180	165	62	180	

1294# 磨床用傳動夾(Work-Driving Clip For Grinding Machine)

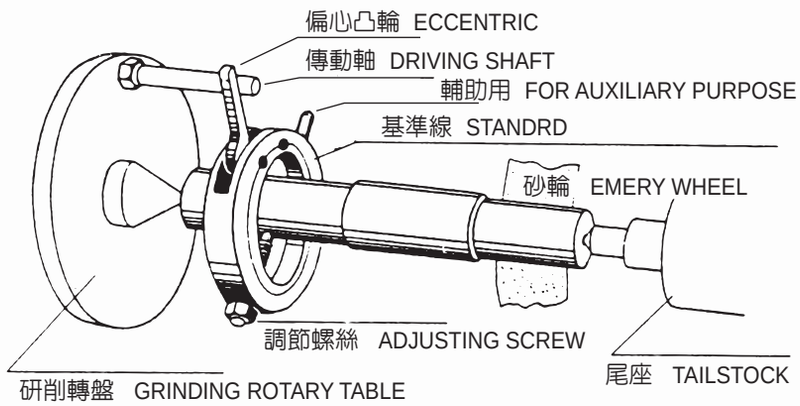

特性：

1.適用於圓筒磨床。

2.操作輕易簡便。

規　格	使用範圍	A	B	價 格
DC-13	φ6~φ14	36	18	
DC-22	φ13~φ24	48	28	
DC-30	φ20~φ33	58	38	
DC-40	φ31~φ42	68	48	
DC-50	φ36~φ50	78	58	
DC-60	φ40~φ62	89	68	
DC-80	φ60~φ80	119	88	
DC-100	φ80~φ100	140	109	

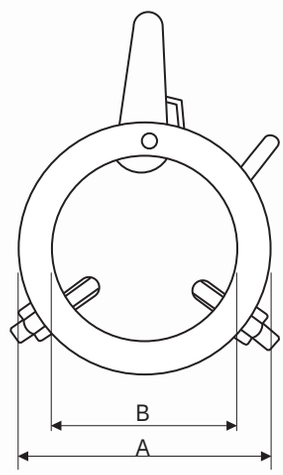

1295# 高速替換式頂針(NCR-TYPE)(High-Speed Live Center)



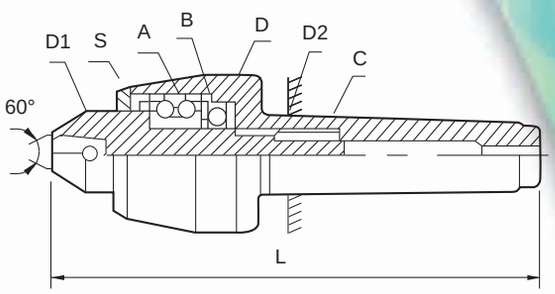

1.心軸材質：SKD11, HRC60°。
2.精度：0.005, θ ：60°。

Model	斜度 Taper	L	D	D2	D1	A	B	C	Weight	Max.RPM	價 格
NCR-MT4	MT4	196	63	31.267	32	3204	51204	IKO 12×19×12	2.2	3000	
NCR-MT5	MT5	254	83	44.399	40	3206	51206	IKO 28×20×20	3.5	2200	

1296# 替換式頂針(NKR-TYPE)(High-Speed Live Center)

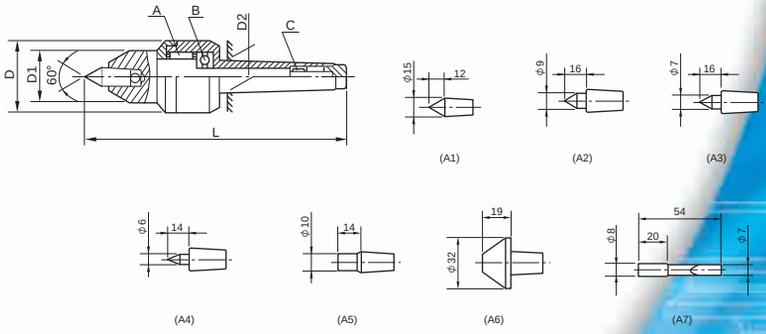

Model	斜度 Taper	L	D	D1	D2	A	B	C	Max.RPM	精度	價格
NKR-MT2	MT2	132	40	29	17.780	22×18×14	51102	11×7×9	2800	0.005	
NKR-MT3	MT3	158	46	30	23.825	24×30×16	51103	13×9×12	2000	0.005	
NKR-MT4	MT4	180	46	32	31.267	24×30×16	51103	16×12×12	1800	0.005	
NKR-MT5	MT5	234	63.5	35	44.399	30302	6202	16×12×12	1500	0.005	

1297# 高速迴轉頂針(High-Speed Live Center)

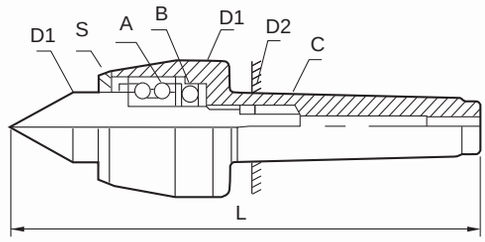

1.心軸材質：SKS3, HRC60°。
2.精度：0.005。

Model	斜度 Taper	L	D	D2	D1	A	B	C	Weight	Max.RPM	θ	負重	價格
NCC-MT4	MT4	207	63	31.267	32	3204	51204	IKO 12×19×12	1.9	3000	60°	700kg	
NCC-MT5	MT5	254.5	83	44.399	40	3206	51206	IKO 28×20×20	3.1	2200	60°	1500kg	

1298# 迴轉頂針(Live Center)

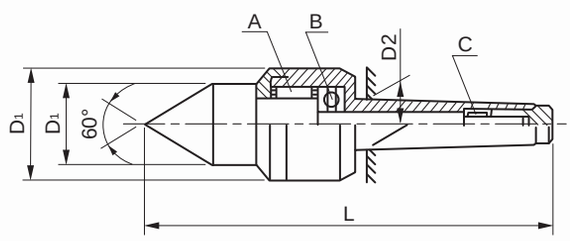

Model	斜度 Taper	L	D	D1	D2	A	B	C	精度	價格
PCC-MT2	MT2	148	40	29	17.78	22×18×14	51102	11×7×9	0.01	
PCC-MT3	MT3	175	46	30	23.825	24×30×16	51103	13×9×12	0.01	
PCC-MT4	MT4	200	46	32	31.267	24×30×16	51103	16×12×12	0.01	
PCC-MT5	MT5	243	63.5	35	44.399	30302	6202	16×12×12	0.01	

1299# 重切削迴轉頂針(捷克製)

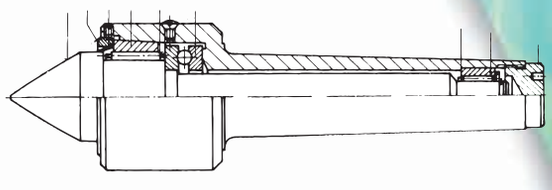

載重參考表：KG。

規　格	50RPM 荷重	150RPM 荷重	400RPM 荷重	1000RPM 荷重
MT2	340	240	180	130
MT3	400	340	300	260
MT4	1300	900	650	450
MT5	2000	1300	920	500
MT6	3600	3600	2600	1900

規　格	JK-MT4	JK-MT5	JK-MT6
最大外徑	55	70	90
頂針最大徑	35	45	60
頂針長度	37.5	47	62
總　長	194	240	318
重量	1.37	3.03	7.18
24# 價格			

1300# 傘形頂針(Bull Nose Center)

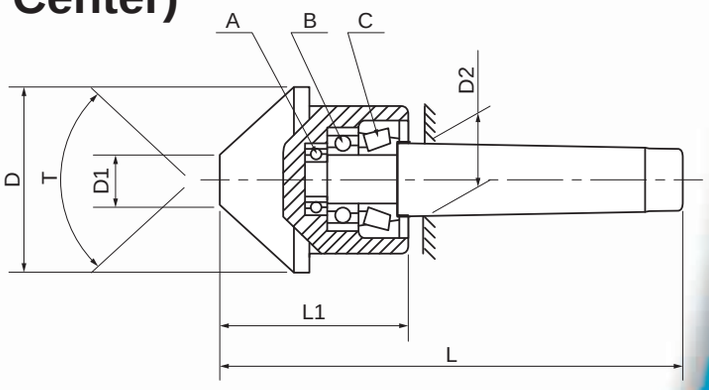

1.傘性頂針頭部使用鉻鉬鋼材質，經熱處理 [HRC60°±1°]。
2.內部使用滾錐軸承及滾珠軸之組合。
3.適用於較大之內孔徑之加工使用。

1.The tip of bull nose center uses Cr-Mo steel and hardened to HRC60°±1°.
2.The center uses combination of taper roller bearing and ball bearing.
3.Applicatable to pipes turning.

單位：mm

Model No.	Aize	L	L1	D	D1	D2	A	B	C	T
BNC2.5-MT2	MT-2×2-1/2"	128	58	63.5	12	17.78	6202		30202	60°
BNC3-MT2	MT-2×3"	138	68	78	19	17.78	6202	6202	30202	60°
BNC3-MT3	MT-3×3"	158	68	78	19	23.825	6202	6202	30202	60°
BNC3-MT4	MT-4×3"	179	68	78	19	31.267	6202	6202	30202	60°
BNC4-MT3	MT-3×4"	160	70	106	32	23.825	6202	6202	30202	70°
BNC4-MT4	MT-4×4"	181	70	106	32	31.267	6202	6202	30202	70°
BNC4-MT5	MT-5×4"	214	70	106	32	44.399	6202	6202	30204	70°
BNC5-MT3	MT-3×5"	173	83	128	35	23.825	6204	6204	30204	70°
BNC5-MT4	MT-4×5"	194	83	128	35	31.267	6204	6204	30204	70°
BNC5-MT5	MT-5×5"	227	83	128	35	44.399	6204	6204	30204	70°
BNC6-MT3	MT-3×6"	183	93	156	50	23.825	6204	6204	30204	70°
BNC6-MT4	MT-4×6"	204	93	156	50	31.267	6204	6204	30204	70°
BNC6-MT5	MT-5×6"	237	93	156	50	44.399	6204	6204	30204	70°
BNC8-MT5	MT-5×8"	257	113	206	54	44.399	6304	6304	30305	75°
BNC10-MT5	MT-5×10"	264	120	258	92	44.399	6204	6306	30208	80°
BNC10-MT6	MT-6×10"	306	120	258	92	63.348	6204	6306	30208	80°
BNC12-MT5	MT-5×12"	281	137	306	120	44.399	6204	6306	30208	90°
BNC12-MT6	MT-6×12"	323	137	306	120	63.348	6204	6306	30208	90°

精密儀器與工具

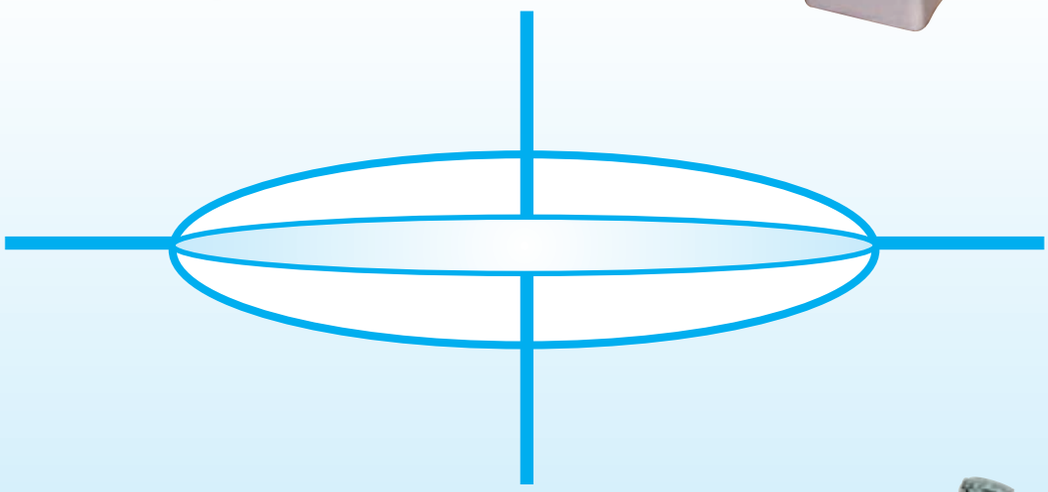

1301# 硬度測試機(Hardness Tester)

1.測量範圍：HRA:20~88(60kgf)(鑽石測頭)
HRB:20~100(100kgf)(鋼珠測頭)
HRC:20~70(150kgf)(鑽石測頭)
2.附件：A.大測台150φm/m×1
B.小測台58φm/m×1
C.V測台58φm/m×1
D.測試片5片
E.鑽石測頭×1，鋼珠測頭×1

規　　格	HR-150A
最大工件高度	170m/m
工件中心距	135m/m
測試壓力	60,100,150kgf
價　　格	
鑽石測頭	
鋼珠測頭	

1302# 擦拭紙(Cleaning Paper)

特點：
1.為天然纖維材料，質地柔軟強韌，比傳統用破布更方便與經濟。
2.廢棄物自焚燒、掩埋、不會造成二次公害。
3.適用於機械、儀器、電子、印刷…等行業。

型號	規　格	價格
P-1000	紙　捲 266m/m×1000m/m	
P-1100	不織布厚紙捲	
PS-2000	腳　架	

1303# 精密定盤（鑄鐵）(Cast Iron Plates)

規　　格	高度	A級		腳 架
		精 度	價 格	價 格
FC-300×300	60	0.02		
FC-300×450	75	0.02		
FC-450×450	85	0.03		
FC-450×600	100	0.03		
FC-600×600	100	0.03		
FC-600×900	110	0.04		
FC-900×900	125	0.05		
FC-900×1200	150	0.05		
FC-1000×1000	135	0.05		
FC-1000×1500	150	0.065		
FC-1000×2000	170	0.07		

1304# 精密定盤（花岡石）(Granite Plates)

規　　格	高度	精 度	價 格	腳架價格
GP-300×450	75	5μm		
GP-450×600	100	7μm		
GP-600×600	100	7μm		
GP-600×900	130	9μm		
GP-900×900	150	13μm		
GP-900×1200	150	15μm		
GP-1000×1000	150	15μm		
GP-1000×1500	150	18μm		

1305# 工業用吸塵器(Industrial Wet/Dry Vacuum Cleaners)

1.乾、溼兩用。
2.不鏽鋼筒，使用壽命長。
3.雙葉式渦輪強力工業馬達，吸力強。

規格	WH-55
消費電力	2,000W
電壓	110V或220V
吸塵效率	200W
轉速	18,000RPM
風星	70 ℓ/s
集塵筒容量	15加侖
集塵筒材質	不鏽鋼
包裝尺寸	62×52×100cm
重量	26kg
價格	

1306# 刀具架(Tool Rack)



單面刀具架STR

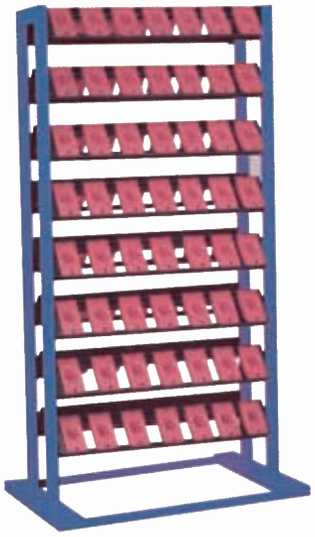

雙面刀具架TTR

規格	長	寬	高	刀座量	價格
STR-40	645	380	1720	56支	
STR-50	645	380	1720	40支	
TTR-40	645	380	1720	112支	
TTR-50	645	380	1720	80支	

1307# BT刀具管理車(BT Tool Carriage)

TCD - 附抽屜2個
(With Drawers)

MODEL	TC-30	TC-40	TC-50	TCD-30	TCD-40	TCD-50
寬	600m/m					
長	1080m/m					
高	810m/m					
刀 具 套	BT30×32PCS	BT40×28PCS	BT50×20PCS	BT30×32PCS	BT40×28PCS	BT50×20PCS
價 格						

1308# BT刀具架(BT Portable Tool Rack)



MODEL	PTR-30	PTR-40	PTR-50
L×W×H	590×145×220m/m		
刀 具 套	BT30×8PCS	BT40×7PCS	BT50×5PCS
價 格			

1309# 精密直角度測定儀(Precision Square Master)

特點：
1.材質為FC35米漢納鑄鐵。
2.底座可微調調整。
3.可自落體運動。
4.平行度0.003m/m內。
5.直角度0.004m/m內。
6.直角規與測表另議。

規　格	長	寬	行程高	價格
CH-500	85	28	500	

1310# 精密平夾(研磨)(Slotted Angle Plates)

型　　號	長×寬×高	價格
L-6	6"×4 1/2"×5"	
L-8	8"×5"×6"	
L-10	10"×6"×8"	
L-12	12"×8"×9"	

1311# 磁性方型座(Magnetic Square Blocks)

型　號	長×寬×高	吸力	價格
F-31	100×100×100	50kg	
F-32	150×150×150	140kg	

1312# 花岡石三角規(Granite Square Rulers)

型　號	長×寬×高	精度	價格
GS-12	300×200×50	2.5μm	
GS-16	400×250×60	3.5μm	
GS-25	630×400×80	4.5μm	
GS-40	1000×630×80	6μm	

1313# 可調角度V型座(Adjustable V Blocks)



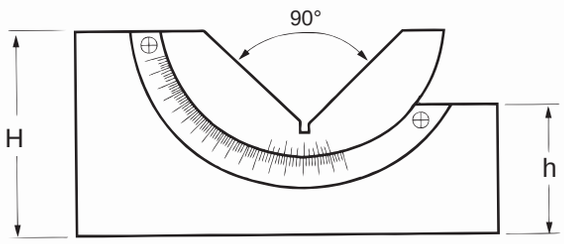

材質：SK2、可調0°~60°。
硬度：HRC50°~54°
直角度：±0.005m/m
角度公差：±10"

規格	H	W	L	h1	重量	價格
AP-1	47	46	102	28	1.5kg	
AP-2	47	30	102	28	1.0kg	
AP-3	32	25	75	22	0.5kg	

1314# 可微調角度V型座(Micro-Adjustable V Blocks)

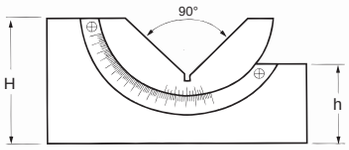

材質：SK2、可調0°~60°。
硬度：HRC50°~54°
直角度：±0.005m/m
角度公差：±10"

特點：可微調角度，角度容易控制

規格	H	W	L	h1	重量	價格
APM-1	47	46	102	28	1.5kg	
APM-2	47	30	102	28	1.0kg	
APM-3	32	25	75	22	0.5kg	

1315# 精密V型座(鋼製)(Precision Steel Blocks)



JC-34-001



JC-34-003



JC-34-006

JC-34-009, 010, 011

型　號	長×寬×高	V 幅	精度	單位	價格
JC-34-001	50×40×30	30m/m	0.01	2只	
JC-34-003	70×60×50	38m/m	0.01	2只	
JC-34-006	2 3/4"×2 1/2"×1 3/4"	30×25m/m	0.01	2只	
JC-34-009	4"×3"×3"	58m/m	0.015	1只	
JC-34-010	6"×6"×4"	110m/m	0.015	1只	
JC-34-011	6"×6"×6"	110m/m	0.015	1只	

1316# 油脂清除機(新型專利73191)(Oil Skimmer)

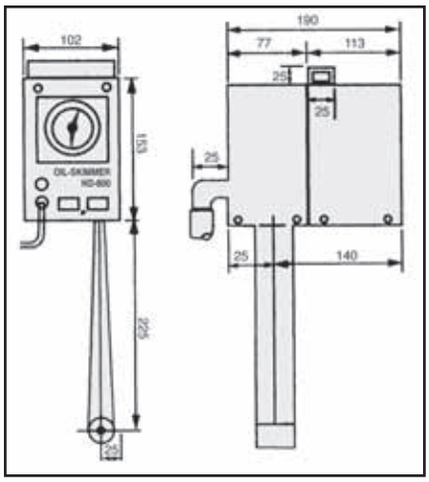

HD-800（附定時器）
(With Timer)

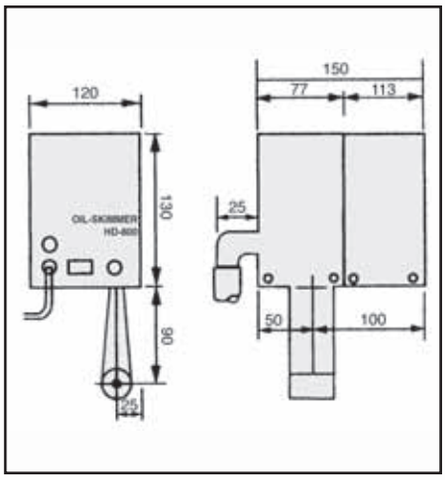

HD-810

特點：

1.適用於綜合切削中心機，水溶性切削液內之油脂清除。
2.體積小，安裝容易，消耗成本低廉。
3.水溶性液體比重1.0以上，黏度1.0CP以下，表面張力70dgn/cm以上。
4.油性比重0.9以下，黏度1.5CP以上，表面張力40dgn/cm以上。
5.液體溫度70°C以下，酸鹼值4PH~9PH之間。

規　格	電　壓	排油能力	皮帶尺寸	排油管尺寸	重　量	價　格
HD-800	110V 單相	4公升 /1小時	W×L 39×800m/m	22φ×600ℓ	2.6kg	
HD-810			39×550m/m		2.4kg	

1317# 偏心檢查器(Precision Bench Centers)



平行度：0.01mm、不附表。

型　號	中 心 測 距	中心高	價格
P-2	200m/m	110m/m	
P-4	400m/m	140m/m	
P-6	600m/m	140m/m	
P-8	800m/m	140m/m	

1318# 精密水準器(捷克製)(Precision Levels)

型　號	感度mm/M	價格
FL-150	0.02	
FL-200	0.02	
FL-250	0.02	
FL-300	0.02	

1319# 雕刻刀研磨機(Universal Cutter Grinder)

Model	U_2 - 25
最大夾持直徑 Max. Collet capacity	ϕ18mm
最大研磨直徑 Max.Grinding dia	ϕ25mm
推拔角度 Taper angle	0°~180°
離隙角 Relief angle	0°~45°
負推拔角度 Negative angle	0°~26°
主軸轉速 Grinding spindle	3600 r.p.m
皿型砂輪直徑 Cup grinding wheel	100×50×20mm
馬達 Motor	1/3HP 200V 50/60HZ
淨重 Net weight	45 kgs
機械尺寸(L×W×H) Machine dimensions	45×40×35cm
包裝材積(L×W×H) Packing dimensions	55×45×47cm
價格	


銑刀研磨附件


鑽頭研磨附件


車刀研磨附件


鑽石砂輪

標準附件	Standard Accessory	
1.鑽石修刀	1.Wheel dresser with diamond	1pc
2.砂輪法蘭	2.Wheel flange (mounted)	1pc
3.砂輪	3.Grinding Wheel	1ps
4.筒夾	4.Collect ϕ4,6,8,10,12mm	5pcs
5.校直器	5.Algning finger	1pc
6.皮帶	6.Drive belt	1pc
7.裝砂輪固定梢	7.Lock pin	1pc
8.固定砂輪工具	8.Tools	1set

特別附件	Optional Accessory
1.鑽頭研磨附件	1.Twist drill grinding attachment
2.銑車研磨附件	2.END mill grinding attachment
3.車刀研磨附件	3.Lathe tool grinding attachment
4.砂輪平衡架	4.Grinding wheeel balancing stand
5.筒夾	5.Collect(extra) 1,2,2.5,3,5,7,9,18,20,25mm and 1/8",3/16",1/4",5/16",3/8",1/2",5/8"
6.鑽石砂輪	6.Diamond grinding wheel
7.刀具研磨附件	7.ϕ20,25 Cutter
8.工具櫃	8.Tool cabinet

1320# 移動式帶鋸機(Movable Type Band San)

特點：

1. 鋸帶寬度19mm，切削效率快速又精準。一般日本品牌都是13mm鋸片，切削效率不佳。
2. DC無刷馬達提供高效率動能，消耗電力僅一般馬達的1/3，是現今最高級的馬達。
3. 無段變速鋸帶速度，由速度控制旋扭調整鋸切所需要的速度。
4. 快速移動虎鉗設計，方便工件大小快速移動夾緊。
5. 設計有油壓缸控制鋸弓下降速度，切割薄鐵管、角鐵等非常好用，可以延長鋸帶壽命。相同的日本品牌鋸床也無此設計。
6. 採用鋁製鋸弓，整機重量只有51kg，兩人搬運或移動都非常方便。

Model	機 種	UV-180SL
Cutting Capacity (H×W)	切削能力	90° ◯ 180mm(7") ▭ 165×230mm(6.5"×9") 45° ◯ 140mm(5.5") ▭ 165×140mm(6.5"×5.5")
Blade Motor	鋸帶馬達	1 HP
Blade Size	鋸帶尺寸	19×0.9×2285mm
Blade Speed	鋸帶速度	35~85MPM
Table Height	台面高度	185mm
Machine Dimension (L×W×H)	機台尺寸	1150×380×590mm
Machine Weight (N.W. / G.W.)	機台重量	51kg / 57kg

※All specififations subject to change without prior notice.

1321# 臥式金屬帶鋸機(Horizontal Bandsaw)

BS-7（輕便型）

BS-9（強力型）

特點：
1.切削效率為傳弓式鋸床3倍以上。
2.切削工作直角度較正確。
3.鋸弓切削下降為油壓控制，穩定性高。
4.鋸弓切削後以手動上升。

標準配件：
1.鋸帶×1條　　2.工具箱及工具×1組
3.長度架×1組　　4.冷卻系統×1組

規　格	BS-7	BS-9
鋸切能力 m/m	90° ●180φ ■65×300	90° ●225φ ■35×400
鋸帶尺寸 m/m	2360×19×0.9	3035×27×0.9
鋸帶速度 公尺/分	22, 33, 45, 65	25, 40, 51, 71
馬　達	1HP 220V三相	1 ½HP 220V三相
佔地面積 m/m	1270×457×130kg	1706×749×300kg
鋸床價格		
碳鋼鋸帶		
HSS 鋸帶		
滾鐵架		

1322# 端銑刀研磨機(Endmill Re-Sharpening Machine)

規　格	Model	EMG-413	EMG-1325
研磨能力	Capacity	4φ~13φmm	12φ~25φmm
先 端 角	Cutter Angle	6°, 20°, 30°	6°, 20°, 30°
鑽石砂輪	Grinding Wheel	SDC300#(4φ~5φ)×1(6φ~13φ)×1	CBN150#×1, SDC150#×1
馬　達	Motor	450W	1000W
轉　速	R.P.M	6000RPM	4300RPM
電　源	Power	AC 110V/220V 單相	AC 110V/220V 單相
重　量	Weight	17kg	31kg

標準附件

規　格	Model	EMG-413	EMG-1325
ER筒夾	ER Collets	4φ~13φ×10pcs	12φ~25φ×6pcs
SDC砂輪	SDC Wheel	300#(4φ~5φ)鎢鋼	CBN150# 高速鋼
SDC砂輪	SDC Wheel	300#(6φ~13φ)鎢鋼	SDC150# 鎢鋼
夾頭	Collet Holder	1PC (用於2刃, 4刃)	1PC (用於2刃, 4刃)
夾頭	Collet Holder	1PC (用於3刃)	1PC (用於3刃)